



2015

— MEDIA GUIDE —

SECSports.com

SOUTHEASTERN CONFERENCE

SEC Highlights 2-3
The SEC: Standard of Excellence 4-5
SEC All-Time National Champions 6
SEC U 7
SEC Headquarters 8
SEC Communications Contacts 9
SEC Milestones 10-11
Commissioner Mike Slive 12
SEC Staff 13
SEC Official Sponsors/Licensing Program 14
Media Services 15
SEC Network 16
2015 SEC Softball TV Schedule 17
SEC Preseason 18
2015 SEC Softball Tournament Bracket 19
SEC Softball Tournament Results 20-21
SEC Softball Tournament Records 22-26

ALABAMA 27-30

Schedule 27
Quick Facts 28
Roster 29
2014 Stats 30

ARKANSAS 31-34

Schedule 31
Quick Facts 32
Roster 33
2014 Stats 34

AUBURN 35-38

Schedule 35
Quick Facts 36
Roster 37
2014 Stats 38

FLORIDA 39-42

Schedule 39
Quick Facts 40
Roster 41
2014 Stats 42

GEORGIA 43-46

Schedule 43
Quick Facts 44
Roster 45
2014 Stats 46

KENTUCKY 47-50

Schedule 47
Quick Facts 48
Roster 49
2014 Stats 50

LSU 51-54

Schedule 51
Quick Facts 52
Roster 53
2014 Stats 54

OLE MISS 55-58

Schedule 55
Quick Facts 56
Roster 57
2014 Stats 58

MISSISSIPPI STATE 59-62

Schedule 59
Quick Facts 60
Roster 61
2014 Stats 62

MISSOURI 63-66

Schedule 63
Quick Facts 64
Roster 65
2014 Stats 66

SOUTH CAROLINA 67-70

Schedule 67
Quick Facts 68
Roster 69
2014 Stats 70

TENNESSEE 71-74

Schedule 71
Quick Facts 72
Roster 73
2014 Stats 74

TEXAS A&M 75-78

Schedule 75
Quick Facts 76
Roster 77
2014 Stats 78

2014 In Review 80-100
Records 103-118
Honors 119-132



SEC HIGHLIGHTS

SEC Softball will celebrate its 19th year of existence in 2015 and has established itself as one of the leading conferences in the sport.

With the conclusion of the 2014 regular season, Alabama won the SEC regular season title with a 19-5 mark in league play. Alabama's Patrick Murphy was named the SEC Coach of the Year, and the Crimson Tide's Jaclyn Traina was tabbed the SEC Pitcher of the Year. Tennessee's Madison Shipman earned SEC Player of the Year honors, while teammate Ellen Renfroe was chosen as the SEC Scholar-Athlete of the Year. Missouri's Tori Finucane earned SEC Freshman of the Year accolades. At the 2014 SEC Softball Championship in Columbia, S.C., Georgia won three straight games to claim its first-ever SEC league crown.

For the second consecutive season, 11 teams from the Southeastern Conference qualified for the NCAA Tournament. In 2014, Alabama, Auburn, Florida, Georgia, Kentucky, LSU, Mississippi State, Missouri, South Carolina, Tennessee and Texas A&M each earned a spot in the championship. In addition, six conference teams garnered national seeds in the 2014 NCAA Tournament. Alabama was tabbed as the No. 2 seed, the sixth time in the last seven years the Tide was ranked in the top four. Georgia was selected as the No. 4 seed, the highest NCAA seed ever for the Bulldogs. Florida was picked as the No. 5 seed, marking the Gators' seventh straight top-five national seed. Tennessee (No. 10), Kentucky (No. 14) and Missouri (No. 15) also earned national seeds.

The conference made its 17th overall and 12th consecutive Women's College World Series appearance as Alabama, Florida and Kentucky advanced to Oklahoma City. For the first time in SEC history, the Championship Series feature two SEC programs – Alabama and Florida. Florida won its first NCAA softball title in the program's 18-year history and became the second SEC team to win the national crown, as runner-up Alabama did in 2012.

Softball came under the auspices of the Southeastern Conference in the 1996-97 season. Since that time, 11 different conference teams have made appearances in the NCAA Championship, including seven teams earning Women's College World Series berths – one by South Carolina in the inaugural season; Alabama in 2000, 2003, 2005, 2006, 2008, 2009, 2011, 2012 and 2014; Florida in 2008, 2009, 2010, 2011, 2013 and 2014; Georgia in 2009 and 2010; LSU in 2001, 2004 and 2012; Tennessee in 2005, 2006, 2007, 2010, 2012 and 2013; and Kentucky in 2014.



Eleven teams (Alabama, Auburn, Florida, Georgia, Kentucky, LSU, Mississippi State, Missouri, South Carolina, Tennessee and Texas A&M) have made Top 25 appearances and eight teams have climbed into the Top 10 (Alabama, Florida, Georgia, Kentucky, LSU, Missouri, South Carolina and Tennessee) of the NFCA/USA Today Poll. At least one SEC team has been ranked in the poll each week since the inception of SEC Softball.

South Carolina is the longest standing program of the league with a rich history in softball dating back 38 seasons. The Gamecocks have made 16 NCAA Regional and three Women's College World Series appearances. Mississippi State played softball for five seasons during the 1980's before resuming the sport when it was added to the SEC. Tennessee added softball in 1995-96, one year before its inception in the SEC. Alabama, Arkansas, Auburn, Florida, Georgia, Kentucky, LSU and Ole Miss began softball programs in 1996-97 to give the league 11 representatives (Vanderbilt does not sponsor softball).

The 1999 season was the first in which the conference was eligible for an automatic berth to the NCAA Championships.

As the sport continues to grow in competitiveness and popularity, the SEC has had six different regular season champions and six different conference tournament champions.





NOTES

- 120 NCAA Regional Appearances
- 40 NCAA Super Regional Appearances
- 28 Women's College World Series Appearances
- 366 NCAA Wins (includes Regional, Super Regional and WCWS)
- The conference sent a league-high 11 teams to both the 2013 and 2014 NCAA Tournament
- Alabama claimed the first national championship in SEC history when it downed Oklahoma, 5-4, on June 7, 2012 for the WCWS title
- Two SEC teams competed for the first time in the NCAA Championship Series, with Florida defeating Alabama in 2014 for its first WCWS title
- Since 2007, the SEC has had at least one team in the semifinals or the Championship Series, six of the last seven years
- SEC teams have been ranked in every NFCA/USA Today poll since the inception of SEC softball
- Three SEC teams were ranked top-10 in both final polls: No. 1 Florida, No. 2 Alabama and No. 6 Kentucky. Nine teams overall made the final Top 25 polls
- In 2014, six SEC student-athletes were named NFCA First-Team All-Americans. Overall, 14 players were named to first, second and third teams combined
- The SEC has earned 180 Louisville Slugger/NFCA All-America honors since 1997 – 76 First-Team selections, 61 Second-Team selections, 43 Third-Team selections
- The SEC had 50 student-athletes named to the 2014 Louisville Slugger/NFCA All-Region teams. 15 were named First-Team, 20 were named Second-Team and 15 were named Third-Team
- The SEC had 14 student-athletes named to the 2014 Capital One Academic All-District Softball Teams
- In 2014, the SEC had seven named to Capital One Academic All-America Teams, including five on the First Team. Tennessee's Ellen Renfroe was named the Capital One Academic All-American of the Year

THE SOUTHEASTERN CONFERENCE

"THE STANDARD OF EXCELLENCE"

The Southeastern Conference, with its storied 81-year history of athletic achievements and academic excellence, has built perhaps the greatest tradition of intercollegiate competition of any league in the country since its inception in 1933.

The 2013-14 academic year was another season to remember for the SEC as conference teams captured seven national titles and six national runner-up finishes. The SEC has won consecutive national championships in equestrian, men's golf, gymnastics and women's swimming and diving. Since 1990, the SEC has won 163 team national championships for an average of more than six per year.

Florida's second consecutive gymnastics national title was the fourth straight for the league and 198th overall. The Georgia equestrian team brought home the national title marking the 13th consecutive year that a team currently in the SEC captured the title. Alabama won its second consecutive national championship in the sport of men's golf. Georgia's women's swimming team captured its sixth national title and second in a row. The Florida softball team prevailed in an all SEC final to win its first championship and second for the league. Texas A&M won the league's 18th championship in women's outdoor track & field. Vanderbilt won the baseball title, the league's fourth in the last six years.

Overall, the SEC finished in the top two in nine of its 21 sponsored sports and in the top five in 13 of the 21 sports. Ten SEC teams participated in football postseason bowls with Auburn participating in the BCS Championship. Three men's basketball teams were invited to the NCAA Tournament and eight women's basketball teams were also invited to the NCAA Tournament. The SEC had 10 teams advance to postseason play in baseball with Ole Miss and Vanderbilt advancing to the College World Series. With 178 teams advancing to NCAA postseason competition, the SEC continued to solidify its place as the nation's premier conference.

In addition to the seven team championships, 71 SEC student-athletes garnered individual national championships, while 555 individuals were awarded with First-Team All-America Honors. Student-athletes around the league continued to excel in the classroom as well with more than 3,100 earning recognition on the SEC Academic Honor Roll.

On the national all-sport level, all 14 SEC schools placed in the top 55 of the NACDA Director's Cup rankings. Florida led the league with a second-place finish. Texas A&M placed 10th while Kentucky was 11th; Georgia finished 16th, Alabama 17th, LSU 24th, Arkansas 28th,

Auburn 34th, South Carolina 35th, Tennessee 40th, Vanderbilt 45th, Missouri 46th, Mississippi State 52nd and Ole Miss 54th.

A brief sport-by-sport summary of the 2013-14 year follows:

Baseball

Vanderbilt	CWS - Champion
Ole Miss	CWS - t3rd
Alabama	Regionals
Arkansas	Regionals
Florida	Regionals
Kentucky	Regionals
LSU	Regionals
Mississippi State	Regionals
South Carolina	Regionals
Texas A&M	Regionals

SEC Champion: Florida (21-9)

SEC Tournament Champion: LSU

Men's Basketball

Kentucky	Final Four - Runner-up
Florida	Final Four
Tennessee	Sweet 16

SEC Champion: Florida (18-0)

SEC Tournament Champion: Florida

Women's Basketball

Texas A&M	Elite Eight
Kentucky	Sweet Sixteen
LSU	Sweet Sixteen
South Carolina	Sweet Sixteen
Tennessee	Sweet Sixteen
Florida	Second Round
Georgia	First Round
Vanderbilt	First Round

SEC Champion: South Carolina (14-2)

SEC Tournament Champion: Tennessee

Men's Cross Country

Arkansas	340	12th
Florida	654	29th
Georgia	690	31st
Auburn		South Regional - 4th
Tennessee		South Regional - 5th
Mississippi State		South Regional - 7th
Texas A&M		South Central Reg. - 7th
Missouri		Midwest Regional - 8th
Ole Miss		South Regional - 9th
Kentucky		Southeast Reg. - 12th
Alabama		South Regional - 13th
LSU		South Central Reg. - 17th
Vanderbilt		South Regional - 21st

SEC Champion: Arkansas

Women's Cross Country

Arkansas	340	15th
Vanderbilt	676	27th
Alabama		South Regional - 3rd
Texas A&M		South Central Reg. - 3rd
Florida		South Regional - 4th
Ole Miss		South Regional - 5th
Georgia		South Regional - 6th
Kentucky		Southeast Regional - 6th
Missouri		Midwest Regional - 6th
Mississippi State		South Regional - 7th
Tennessee		South Regional - 9th
Auburn		South Regional - 10th
South Carolina		Southeast Reg. - 14th
LSU		South Central Reg. - 17th

SEC Champion: Arkansas

Equestrian

Georgia	1st	National Champion
South Carolina	2nd	
Auburn	t3rd	
Texas A&M		Participant

SEC Champion: South Carolina

Football

Auburn	BCS - 2nd/2nd
Alabama	Sugar - 7th/8th
South Carolina	Capital One - 4th/4th
LSU	Outback - 14th/14th
Missouri	Cotton - 5th/5th
Texas A&M	Chick-fil-A - 18th/18th
Georgia	Gator - rv/x
Ole Miss	Music City - rv/rv
Mississippi State	Liberty - rv/x
Vanderbilt	BBVA Compass

SEC Champion: Auburn (8-0)

Men's Golf

Alabama	National Champion
LSU	t3rd
South Carolina	9th
Georgia	t11th
Vanderbilt	t16th
Arkansas	t18th
Kentucky	t18th
Missouri	20th
Auburn	23rd
Texas A&M	29th
Mississippi State	Midwest Regional
Tennessee	West Regional

SEC Champion: Alabama

Women's Golf

Mississippi State	6th
Alabama	9th
Texas A&M	t10th
Vanderbilt	t10th
South Carolina	13th
Florida	t18th
Arkansas	Central Regional
Auburn	East Regional
Georgia	East Regional
Kentucky	East Regional
LSU	Central Regional
Tennessee	West Regional

SEC Champion: Vanderbilt

Gymnastics

Florida	198.175	T-National Champion
LSU	197.600	3rd
Alabama	197.550	4th
Georgia	197.050	5th
Arkansas	196.375	Fayetteville Reg. - 3rd
Kentucky	195.925	State College Reg. - 4th
Auburn	195.050	Baton Rouge Reg. - 5th

SEC Champion: Alabama

Soccer

Arkansas	Round of 16
Texas A&M	2nd Round
Kentucky	2nd Round
South Carolina	2nd Round
Ole Miss	2nd Round
Florida	2nd Round

SEC Champion: Florida and Texas A&M (9-2-0)

SEC Tournament Champion: Texas A&M

Softball

Florida	National Champion
Alabama	WCWS - Runner-up
Kentucky	WCWS - t4th
Georgia	Super Regionals
Tennessee	Super Regionals
Auburn	Regionals
LSU	Regionals
Mississippi State	Regionals
Missouri	Regionals
South Carolina	Regionals
Texas A&M	Regionals

SEC Champion: Alabama (19-5)**SEC Tournament Champion:** Georgia**Men's Swimming & Diving**

Florida	387	3rd
Georgia	359	5th
Auburn	230	6th
Alabama	121.5	12th
Tennessee	98	15th
Missouri	95	16th
South Carolina	10	33rd
Kentucky	8	37th
LSU	7	38th
Texas A&M	3	44th

SEC Champion: Florida**Women's Swimming & Diving**

Georgia	528	National Champion
Texas A&M	336	4th
Florida	239	6th
Tennessee	223	7th
Auburn	62	14th
Kentucky	36	23rd
LSU	17	36th
Missouri	16	37th
Alabama	13	39th

SEC Champion: Georgia**Men's Tennis**

Florida	Round of 16
Georgia	Round of 16
Kentucky	Round of 16

Tennessee	Round of 16
Ole Miss	Second Round
Mississippi State	Second Round
South Carolina	Second Round
Texas A&M	Second Round
Vanderbilt	Second Round
Auburn	First Round

SEC Champion: Georgia**SEC Tournament Champion:** Texas A&M**Women's Tennis**

Florida	National Semifinals
Georgia	Quarterfinals
Alabama	Round of 16
Texas A&M	Round of 16
Vanderbilt	Round of 16
Auburn	Second Round
Kentucky	Second Round
Ole Miss	Second Round
South Carolina	Second Round
LSU	First Round
Tennessee	First Round

SEC Champion: Alabama**SEC Tournament Champion:** Georgia**Men's Indoor Track & Field**

Arkansas	54	2nd
Florida	35	3rd
Alabama	20	t6th
LSU	18	t8th
Texas A&M	18	t8th
Mississippi State	16	t12th
Ole Miss	9	t24th
Georgia	8	t26th
Kentucky	4	t45th

SEC Champion: Arkansas**Women's Indoor Track & Field**

Georgia	40.5	t3rd
Florida	40.5	t3rd
Texas A&M	35	5th
Arkansas	30	6th
Kentucky	23	9th
Mississippi State	18	t10th
LSU	16	t12th

Auburn	16	t12th
Missouri	11	t16th
Alabama	10	t19th
South Carolina	10	t19th

SEC Champion: Florida**Men's Outdoor Track & Field**

Florida	70.0	2nd
Texas A&M	41.5	3rd
LSU	29.0	t4th
Georgia	24.0	6th
Arkansas	20.0	9th
Alabama	14.0	t15th
Kentucky	14.0	t15th
Tennessee	12.0	t18th
Ole Miss	10.0	t24th
Auburn	10.0	t24th
Mississippi State	10.0	t24th
Missouri	1.0	t73rd

SEC Champion: Texas A&M**Women's Outdoor Track & Field**

Texas A&M	75.0	National Champion
Florida	55.0	4th
Georgia	35.0	5th
LSU	34.0	6th
Kentucky	26.0	7th
Arkansas	21.5	9th
Alabama	13.0	18th
Missouri	9.0	30th
Tennessee	1.0	t59th

SEC Champion: Arkansas**Volleyball**

Florida	Second Round
Kentucky	Second Round
LSU	Second Round
Missouri	Second Round
Texas A&M	Second Round
Alabama	First Round
Arkansas	First Round
Georgia	First Round

SEC Champion: Missouri (18-0)**2013-14 SEC YEAR IN REVIEW**

Sport	SEC Champion(s)	SEC Tournament Champion	NCAA Teams	Best National Finish (NCAAs and/or Poll)	First Team All-Americans	Individual National Champions
Baseball	Florida	LSU	10	Vanderbilt (Champion)	5	---
Men's Basketball	Florida	Florida	3	Kentucky (2nd)	0	---
Women's Basketball	South Carolina	Tennessee	8	Texas A&M (Elite Eight)	0	---
Men's Cross Country	Arkansas	---	3	Arkansas (12th)	2	0 winners in 1 event
Women's Cross Country	Arkansas	---	4	Arkansas (15th)	3	0 winners in 1 event
Equestrian	South Carolina	---	4	Georgia (Champion)	5	---
Football	Auburn	---	10	Auburn (2nd)	10	---
Men's Golf	Alabama	---	12	Alabama (Champion)	2	0 winners in 1 event
Women's Golf	Vanderbilt	---	12	Mississippi State (6th)	3	0 winner in 1 event
Gymnastics	Alabama	---	7	Florida (Co-Champion)	30	5 winners in 4 of 5 events
Soccer	Florida & Texas A&M	Texas A&M	7	Arkansas (3rd Round)	1	---
Softball	Alabama	Georgia	11	Florida (Champion)	6	---
Men's Swimming & Diving	Florida	---	10	Florida (3rd)	98	8 winners in 5 of 21 events
Women's Swimming & Diving	Georgia	---	9	Georgia (Champion)	117	9 winners in 9 of 21 events
Men's Tennis	Georgia	Texas A&M	10	Four teams (Third Round)	16	2 winners in 2 events
Women's Tennis	Alabama	Georgia	11	Florida (3rd)	10	2 winners in 2 events
Men's Indoor Track & Field	Arkansas	---	9	Arkansas (2nd)	39	9 winners in 6 of 17 events
Women's Indoor Track & Field	Florida	---	11	Florida/Georgia (t3rd)	65	9 winners in 6 of 17 events
Men's Outdoor Track & Field events	Texas A&M	---	12	Florida (2nd)	68	16 winners in 10 of 21
Women's Outdoor Track & Field	Arkansas	---	9	Texas A&M (Champion)	72	11 winners in 8 of 21 events
Volleyball	Missouri	---	8	Five teams (2nd Round)	3	---
TOTALS			178	7 National Champions	555	71

SEC ALL-TIME NATIONAL CHAMPIONS

BASEBALL (10)

1990 Georgia (52-19)
 1991 LSU (55-18)
 1993 LSU (53-17-1)
 1996 LSU (52-15)
 1997 LSU (57-13)
 2000 LSU (52-17)
 2009 LSU (56-17)
 2010 South Carolina (54-16)
 2011 South Carolina (55-14)
 2014 Vanderbilt (51-21)

MEN'S BASKETBALL (11)

1948 Kentucky (36-3)
 1949 Kentucky (32-2)
 1951 Kentucky (32-2)
 1958 Kentucky (23-6)
 1978 Kentucky (30-2)
 1994 Arkansas (31-3)
 1996 Kentucky (34-2)
 1998 Kentucky (35-4)
 2006 Florida (33-6)
 2007 Florida (35-5)
 2012 Kentucky (38-2)

WOMEN'S BASKETBALL (8)

1987 Tennessee (28-6)
 1989 Tennessee (35-2)
 1991 Tennessee (30-5)
 1996 Tennessee (32-4)
 1997 Tennessee (29-10)
 1998 Tennessee (39-0)
 2007 Tennessee (34-3)
 2008 Tennessee (36-2)

WOMEN'S BOWLING (1)

2007 Vanderbilt (74-14)

BOXING (1)

1949 LSU (20)

MEN'S CROSS COUNTRY (8)

1972 Tennessee (134)
 1991 Arkansas (52)
 1992 Arkansas (46)
 1993 Arkansas (31)
 1995 Arkansas (100)
 1998 Arkansas (97)
 1999 Arkansas (58)
 2000 Arkansas (83)

WOMEN'S CROSS COUNTRY (1)

1988 Kentucky (75)

EQUESTRIAN (2)

2013 Auburn
 2014 Georgia

FOOTBALL (22)

1951 Tennessee (10-1)
 1957 Auburn (10-0)
 1958 LSU (11-0)
 1960 Ole Miss (10-0-1)
 1961 Alabama (11-0)
 1964 Alabama (10-1)
 1965 Alabama (9-1-1)
 1973 Alabama (11-1)
 1978 Alabama (11-1)
 1979 Alabama (12-0)
 1980 Georgia (12-0)
 1992 Alabama (13-0)
 1996 Florida (12-1)
 1998 Tennessee (13-0)

2003 LSU (13-1)

2006 Florida (13-1)
 2007 LSU (12-2)
 2008 Florida (13-1)
 2009 Alabama (14-0)
 2010 Auburn (14-0)
 2011 Alabama (13-1)
 2012 Alabama (13-1)

MEN'S GOLF (12)

1940 LSU (601-tie)
 1942 LSU (590-tie)
 1947 LSU (606)
 1955 LSU (574)
 1968 Florida (1154)
 1973 Florida (1149)
 1993 Florida (1145)
 1999 Georgia (1180)
 2001 Florida (1126)
 2005 Georgia (1135)
 2013 Alabama
 2014 Alabama

WOMEN'S GOLF (4)

1985 Florida (1218)
 1986 Florida (1180)
 2001 Georgia (1176)
 2012 Alabama (1171)

GYMNASTICS (18)

1987 Georgia (187.90)
 1988 Alabama (190.05)
 1989 Georgia (192.65)
 1991 Alabama (195.125)
 1993 Georgia (198.00)
 1996 Alabama (198.025)
 1998 Georgia (197.725)
 1999 Georgia (196.850)
 2002 Alabama (197.575)
 2005 Georgia (197.825)
 2006 Georgia (197.750)
 2007 Georgia (197.850)
 2008 Georgia (197.450)
 2009 Georgia (197.825)
 2011 Alabama (197.650)
 2012 Alabama (197.850)
 2013 Florida (197.575)
 2014 Florida (198.175)

RIFLE (1)

2011 Kentucky

WOMEN'S SOCCER (1)

1998 Florida (26-1)

SOFTBALL (2)

2012 Alabama (60-8)
 2014 Florida (55-12)

MEN'S SWIMMING & DIVING (11)

1978 Tennessee (307)
 1983 Florida (238)
 1984 Florida (287.5)
 1997 Auburn (496.5)
 1999 Auburn (467.5)
 2003 Auburn (609.5)
 2004 Auburn (634)
 2005 Auburn (491)
 2006 Auburn (480.5)
 2007 Auburn (566)
 2009 Auburn (526)

WOMEN'S SWIMMING & DIVING (13)

1982 Florida (505)
 1999 Georgia (504.5)
 2000 Georgia (490.5)
 2001 Georgia (389)
 2002 Auburn (474)
 2003 Auburn (536)
 2004 Auburn (569)
 2005 Georgia (609.5)
 2006 Auburn (518.5)
 2007 Auburn (535)
 2010 Florida (382)
 2013 Georgia (477)
 2014 Georgia (528)

MEN'S TENNIS (7)

1959 Tulane (tie)
 1985 Georgia (36-1)
 1987 Georgia (24-3)
 1999 Georgia (26-5)
 2001 Georgia (28-1)
 2007 Georgia (32-0)
 2008 Georgia (27-3)

WOMEN'S TENNIS (8)

1992 Florida (30-0)
 1994 Georgia (27-2)
 1996 Florida (31-0)
 1998 Florida (27-0)
 2000 Georgia (27-2)
 2003 Florida (31-2)
 2011 Florida (31-1)
 2012 Florida (27-1)

MEN'S INDOOR TRACK & FIELD (18)

1992 Arkansas (53)
 1993 Arkansas (66)
 1994 Arkansas (94)
 1995 Arkansas (59)
 1997 Arkansas (59)
 1998 Arkansas (56)
 1999 Arkansas (65)
 2000 Arkansas (69.5)
 2001 LSU (34)
 2002 Tennessee (52)
 2003 Arkansas (54)
 2004 LSU (44.5)
 2005 Arkansas (56)
 2006 Arkansas (53)
 2010 Florida (57)
 2011 Florida (52)
 2012 Florida (52)
 2013 Arkansas (57)

WOMEN'S INDOOR TRACK & FIELD (14)

1987 LSU (49)
 1989 LSU (61)
 1991 LSU (48)
 1992 Florida (50)
 1993 LSU (49)
 1994 LSU (48)
 1995 LSU (40)
 1996 LSU (52)
 1997 LSU (49)
 2002 LSU (57)
 2003 LSU (62)

2004 LSU (52)

2005 Tennessee (46)
 2009 Tennessee (42)

MEN'S OUTDOOR TRACK & FIELD (20)

1933 LSU (58)
 1974 Tennessee (60)
 1989 LSU (53)
 1990 LSU (44)
 1991 Tennessee (51)
 1992 Arkansas (60)
 1993 Arkansas (69)
 1994 Arkansas (83)
 1995 Arkansas (61.5)
 1996 Arkansas (55)
 1997 Arkansas (55)
 1998 Arkansas (58.5)
 1999 Arkansas (59)
 2001 Tennessee (50)
 2002 LSU (64)
 2003 Arkansas (59)
 2004 Arkansas (65.5)
 2005 Arkansas (60)
 2012 Florida (50)
 2013 Florida (53)
 Texas A&M (53)

WOMEN'S OUTDOOR TRACK & FIELD (18)

1987 LSU (62)
 1988 LSU (61)
 1989 LSU (86)
 1990 LSU (53)
 1991 LSU (78)
 1992 LSU (87)
 1993 LSU (93)
 1994 LSU (86)
 1995 LSU (69)
 1996 LSU (81)
 1997 LSU (63)
 2000 LSU (58)
 2002 South Carolina (82)
 2003 LSU (64)
 2006 Auburn (57)
 2008 LSU (67)
 2012 LSU (76)
 2014 Texas A&M (75)

SEC ALL-TIME NATIONAL CHAMPIONSHIPS

Men's.....120
 Women's..... 90
 Coed 1
 TOTAL.....211

SEC NATIONAL CHAMPIONSHIPS SINCE 2000

Men's.....48
 Women's.....46
 Coed 1
 TOTAL.....94

Note: NCAA National Champions only with the exception of football and equestrian.

SECU ACADEMIC INITIATIVE



SECU

The Academic Initiative of the SEC

Using its SECU academic initiative, the Southeastern Conference sponsors, supports and promotes collaborative higher education programs and activities involving administrators, faculty and students at its member universities. SECU is led by the president or chancellor of each SEC university and is managed by the chief academic officer.

The goals of the SECU academic initiative include:

- Advancing the merit and reputation of SEC universities outside of the traditional SEC region;
- Highlighting the endeavors and achievements of SEC faculty and universities;
- Identifying and preparing future leaders for high-level service in academia;
- Increasing the amount and type of education abroad opportunities available to SEC students; and
- Providing opportunities for collaboration among SEC university personnel.

The current programs of the SECU academic initiative include:

- The SEC Academic Leadership Development Program seeks to identify, prepare and advance academic leaders for roles within SEC institutions and beyond. It has two components, a university-level program and two, three-day, SEC-wide workshops held on specified campuses for all participants.
- The SEC Faculty Achievement and Professor of the Year Awards recognize faculty with outstanding records in research and scholarship. There is one winner per campus and one overall winner for the Conference.
- The SEC Faculty Travel Grant Program is intended to enhance collaboration that stimulates scholarly initiatives between SEC

universities. The program offers faculty from each SEC university the opportunity to travel to other SEC universities to develop grant proposals and conduct research.

- The SEC College Tour occurs each spring, and administrators from all SEC universities participate in events intended to introduce SEC universities to students, parents and high school counselors from outside of the southeast region.
- The SEC Symposium is an academic conference-type event intended to address a scholarly issue in an area of strength represented by all SEC universities. Held in Atlanta, Georgia, this marquee event puts on display the research and innovation of SEC institutions for an audience of academicians, government officials, grant funding agents and other stakeholders.
- The SEC Cooperative Education Abroad Agreement provides opportunities for students from all SEC universities to access international programs offered at other SEC universities. And as part of a renewable agreement, Italian engineering students from the Politecnico di Torino (PdT) have the opportunity to enroll at SEC universities each fall, and engineering SEC students may study there the following spring.
- The SEC MBA Case Competition is an opportunity for SEC business schools to showcase their students' skills at solving simulated, real-world problems that cover the spectrum of business disciplines. The competition is held on one SEC campus and teams of four MBA students compete against other SEC teams, the best receiving various awards and recognition.
- The SEC Academic Collaboration Grant Program is intended to expand student-focused collaboration among SEC universities. The grant is awarded annually to one SEC institution to support joint activities involving all other SEC universities. Examples of collaborative activities include intra-conference competitions, graduate student recruiting fairs, undergraduate research initiatives, etc.



SEC HEADQUARTERS

Almost 33 years after moving to Birmingham from Jackson, Miss., the SEC moved into its current headquarters on October 15, 1991.

The building is now named for Roy F. Kramer, the SEC's sixth commissioner who retired in July 2002. During his tenure as the league's commissioner, the SEC won 85 national championships and distributed more than \$654 million in revenue back to its member institutions.

The 30,000 square-foot building was provided by the city of Birmingham. It was designed to house the SEC staff and accommodate the needs of the various committees, coaches and administrative groups that meet on a regular basis.

From its headquarters, the SEC office

certifies the eligibility of all student-athletes, manages championship events, enhances academic opportunities for student-athletes, monitors NCAA and SEC compliance, coordinates officiation assignments, negotiates television contracts, distributes conference revenue, cultivates corporate sponsorships and coordinates media and public relations efforts.

In 2005, a state-of-the-art video command center was built inside the headquarters and named for the late Brad Davis, the SEC Associate Commissioner who was responsible for its development. Davis passed away on March 2, 2006.

The building also features a rotunda that highlights school banners, championship pedestals and two galleries displaying the member institutions.



FORMER SEC HEADQUARTERS IN BIRMINGHAM

Redmont Hotel (1946-67)

Central Bank Building (1967-88)

Riverchase Galleria Tower (1988-1991)



SEC MEDIA RELATIONS CONTACTS



ALABAMA

Nathan Sheehan, Assistant Media of Athletic Communications
CELL: (874) 846-9894 FAX: (205) 348-8841
E-Mail: nsheehan@ia.ua.edu

(205) 348-6734

P.O. Box 870391
Tuscaloosa, AL 35487-0391
Internet: www.rolltide.com



ARKANSAS

Zach Lawson, Assistant Communications Director
CELL: (479) 595-2358 FAX: (479) 575-7841
E-Mail: zlawson@uark.edu

(479) 575-4898

218 Barnhill Arena
Fayetteville, AR 72701
Internet: www.arkansasrazorbacks.com



AUBURN

John Thomas, Assistant Media Relations Director
CELL: (334) 750-9245 FAX: (334) 844-9807
E-Mail: john.thomas@auburn.edu

(334) 844-9800

P.O. Box 351
Auburn, AL 36831-0351
Internet: www.auburntigers.com



FLORIDA

Ryan Schmitz, Assistant Communications Director
CELL: 352-316-5560 FAX: (352) 375-4809
E-Mail: ryans@gators.ufl.edu

(352) 375-4683 x 6120

P.O. Box 14485
Gainesville, FL 32604-2485
Internet: www.gatorzone.com



GEORGIA

Jen Galas, Assistant Sports Communications Director
CELL: (336) 509-8819 FAX: (706) 542-9339
E-Mail: jgalas@sports.uga.edu

(706) 542-7965

P.O. Box 1472
Athens, GA 30603
Internet: www.georgiadogs.com



KENTUCKY

Evan Crane, Media Relations Assistant
CELL: 270-559-8120 FAX: (859) 323-4310
E-Mail: wesley.crane@uky.edu

(859) 257-8431

Joe Craft Center, 338 Lexington Ave.
Lexington, KY 40506-0604
Internet: www.ukathletics.com



LSU

Clyde Verdin, Associate Director of Media Relations
CELL: (225) 726-3434 FAX: (225) 578-1861
E-Mail: cverdin@lsu.edu

(225) 578-1869

P.O. Box 25095
Baton Rouge, LA 70894-5095
Internet: www.LSUsports.net



OLE MISS

Bill Bunting, Associate Media Relations Director
CELL: (662) 816-5862 FAX: (662) 915-7006
E-Mail: wbunting@olemiss.edu

(662) 915-1083

908 All-American Drive
University, MS 38677
Internet: www.OleMissSports.com



MISSISSIPPI STATE

Andrew Piper, Assistant Media Relations Director
CELL: (662) 418-9183 FAX: (662) 325-2563
E-Mail: apiper@athletics.msstate.edu

(662) 325-8040

P.O. Box 5327
Mississippi State, MS 39762
Internet: www.HailState.com



MISSOURI

Chad Moller, Associate AD, Strategic Communications
CELL: (573) 268-3110 FAX: (573) 882-4720
E-Mail: MollerC@missouri.edu

(573) 882-0712

Mizzou Arena, One Champions Drive
Columbia, MO 65205
Internet: www.MUTigers.com



SOUTH CAROLINA

Koby Padgett, Assistant Media Relations Director
CELL: (803) 386-8345 FAX: (803) 777-2967
E-Mail: kpadgett@sc.edu

(803) 777-8017

1125 George Rogers Blvd., Williams Brice Stadium
Columbia, SC 29208
Internet: www.gamecocksonline.com



TENNESSEE

Stephen K. Lee, Assistant Director of Media Relations
CELL: (504) 259-0907 FAX: (865) 974-8875
E-Mail: sklee@tennessee.edu

(865) 974-7478

1551 Lake Loudon Blvd., Brenda Lawson Addition, Rm 009
Knoxville, TN 37916
Internet: www.utsports.com



TEXAS A&M

Kelsey Appleton, Assistant Sports Information Director
CELL: (979) 574-1762 FAX: (979) 845-6825
E-Mail: kappleton@athletics.tamu.edu

(979) 862-5452

P.O. Box 30017
College Station, TX 77842-3017
Internet: www.12thMan.com



SEC MEDIA RELATIONS

Jill Skotarczak, Assistant Director of Communications
CELL: (732) 306-7344 FAX: (205) 458-3031
E-Mail: jskotarczak@sec.org

(205) 458-3000

2201 Richard Arrington Blvd. North
Birmingham, AL 35203-1103
Internet: www.SECDigitalNetwork.com



1930s
1940s

1950s
1960s



1970s
1980s



SEC MILESTONES

Dec. 22, 1894: In Atlanta, Dr. William L. Dudley of Vanderbilt presides over an organization meeting of the Southern Intercollegiate Athletic Association: Alabama, Auburn, Georgia, Georgia Tech, North Carolina, Sewanee and Vanderbilt. Football formalized in 1869.

1893: Vanderbilt begins playing basketball at the Nashville YMCA two years after Naismith originated the game at Springfield (MA) College.

1895: SIAA organized track on conference level.

May 15, 1896: First conference championship meet (track) held at Vanderbilt.

1895: SIAA expands and adds Central, Clemson, Cumberland, Kentucky, LSU, Mercer, Ole Miss, Mississippi A&M (State), Nashville, Southeastern Presbyterian, Tennessee, Texas and Tulane.

1900: Eight of the 13 charter SEC members participating in track.

1920: SIAA encompasses 30 members.

Dec. 12-13, 1920: In Gainesville, Fla. Professor S.V. Sanford (Georgia) presides over newly formed Southern Conference (Alabama, Auburn, Clemson, Georgia, Georgia Tech, Kentucky, Maryland, Mississippi State, North Carolina, North Carolina State, Tennessee, Virginia, Virginia Tech and Washington and Lee).

1922: Florida, LSU, Ole Miss, South Carolina, Tulane, Vanderbilt and Virginia Military join the Southern Conference.

1923: Sewanee joins the Southern Conference.

1928: Duke joins the Southern Conference.

Dec. 8-9, 1932: In Knoxville, Dr. Frank L. McVey (Kentucky) serves as president as the SEC is formed with 13 members of the Southern Conference located west and south of the Appalachian Mountains. The

institutions are: Alabama, Auburn, Florida, Georgia, Georgia Tech, Kentucky, LSU, Ole Miss, Mississippi State, Sewanee, Tennessee, Tulane, Vanderbilt.

Feb. 16, 1933: Informal meeting of SEC school presidents, Birmingham, Ala.

Feb. 27, 1933: First full meeting, Atlanta, Ga.

1933: First SEC champions crowned in baseball, basketball, football and outdoor track.

Feb. 24 - 28, 1933: League's first basketball tournament in Atlanta, Ga.

Spring 1933: First NCAA Championship won by SEC school (LSU, men's track).

1935: League sponsors first men's team title for cross country.

1937: League sponsors first men's team title for golf and swimming.

1938: League sponsors first men's team title for tennis.

1940: In Jackson, Miss. the office of the commissioner is formed.

August 21, 1940: Former Mississippi Governor Martin S. Conner named first SEC commissioner.

Dec. 13, 1940: Sewanee withdraws from the SEC.

Fall 1946: Secretary of the Conference Dean N.W. Dougherty (Tennessee) named acting SEC commissioner.

1948: Conference office moves to Birmingham, Ala.

Feb. 21, 1948: Former LSU coach Bernie H. Moore named second SEC commissioner.

1948: Kentucky Wildcats bring home the first NCAA basketball title win by an SEC team.

October 20, 1951: The Alabama-Tennessee football game in Birmingham's Legion Field becomes the first televised event in SEC history.

1952: University of Alabama Faculty Chairman of Athletics, Dr. Albert B. Moore, becomes first SEC representative to serve as NCAA president.

1957: League sponsors first men's team title for indoor track.

June 1, 1964: Georgia Tech withdraws from the SEC.

1965: Kentucky football's Nat Northington becomes the first African-American athlete to receive an athletic scholarship at an SEC institution.

1966: A.M. (Tonto) Coleman named third SEC commissioner.

June 1, 1966: Tulane withdraws from the SEC.

1971: Dr. Earl M. Ramer, University of Tennessee faculty athletic representative, is second SEC official to serve as NCAA president.

August 1, 1972: Dr. H. Boyd McWhorter, Deans of Arts and Sciences at University of Georgia and secretary of the league, named fourth SEC commissioner.

1973: League distributes \$1.57 million in revenue to members.

1979-80: SEC championships for women's basketball, tennis and volleyball recognized.

February 7, 1980: The SEC begins its first ever women's basketball tournament. Held in Knoxville, the first ever tournament game was played as Florida defeated Miss. State, 68-62. Four days later, Pat Head's Tennessee Lady Vols defeated Ole Miss, 85-71, in the championship game.

1990s



PRESENT DAY



2000s



1980-81: SEC championships for women's golf, gymnastics, swimming and track and field added.

March 26, 1982: The Tennessee Lady Vols become the first SEC team to reach the Women's Final Four. After beating Jackson State, Memphis State and Southern Cal to reach the Final Four, the Lady Vols lose to Louisiana Tech in the semifinals.

April 1, 1983: Georgia becomes the first school to have both its men's and women's team reach the Final Four. Andy Landers' women defeated North Carolina, Indiana and Tennessee before losing to Southern California in the semifinals of the Final Four held in Norfolk, Va.

September 1, 1984: Women's athletics come under the auspice of the SEC.

March 26, 1986: The SEC and Jefferson-Pilot Teleproductions (JP Sports) sign a contract to televise basketball games on a syndicated basis throughout the region.

1986: League distributes \$15 million in revenue to members.

September 15, 1986: Dr. Harvey W. Schiller, an Air Force colonel and faculty chair at the U.S. Air Force Academy named fifth SEC commissioner.

March 29, 1987: Pat Summitt's Lady Volunteers win their, and the SEC's, first ever national title when Tennessee defeats Louisiana Tech, 67-44, in Austin, Texas.

April 1, 1988: Auburn and Tennessee reach the Final Four of the women's NCAA Basketball Tournament, marking the first time one conference had two teams in the final round. Louisiana Tech defeated the Lady Vols in the semifinals and nipped Joe Ciampi's Auburn Tigers, 56-54, in the championship game.

April 2, 1989: Tennessee's and Auburn's women's basketball teams again reach the Final Four and this time both make it to the championship game where Pat Summitt's Lady Vols

defeat Joe Ciampi's Tigers, 76-60 for the national crown. It is the first time that the same conference has two teams in the title tilt.

January 10, 1990: Roy F. Kramer, Vanderbilt athletics director, named sixth SEC commissioner.

1990: University of Arkansas (11th member) and University of South Carolina (12th member) join the league (the two institutions participated in SEC championships for all sports except football during the 1991-92 academic year).

1993: SEC institutions adopt the Principles of Gender Equity recognizing that each school will provide at least two more women's intercollegiate programs than the number of men's.

1993: SEC championship for women's soccer added.

November 7, 1993: Vanderbilt wins the first SEC soccer tournament championship with a 3-2 double overtime victory over Arkansas.

March 1996: Georgia women basketball star, Saudia Roundtree wins the Naismith Award, given annually to the best player in the country. She is the first SEC athlete so honored.

1997: SEC championship for softball added.

December 6, 1998: Florida wins the NCAA Division I Women's Soccer College Cup with a 1-0 victory over North Carolina.

1999: The SEC was the first league to ever have eight teams invited to the NCAA Women's Basketball Tournament. The league matched the feat in 2002 and 2012.

June 2, 2002: Michael L. Slive, who served as Commissioner of Conference USA, appointed seventh SEC commissioner.

June 4, 2004: SEC Task Force on Compliance and Enforcement issues its report calling to have none of the league's schools on NCAA probation within the next five years. Report is unanimously accepted.

February 23, 2005: SEC announced the formation of its Academic Consortium (now SECU) linking the academic resources of its member institutions.

November 2007: A league record six teams receive invitations to compete in the NCAA Division I Women's Soccer Championship.

August 25, 2008: ESPN and the SEC announce a 15-year agreement beginning in 2009-10 through 2023-24. It is the longest national rights agreement in ESPN history. ESPN entities (ESPN, ESPN on ABC, ESPN2, ESPNU, ESPN Regional Television, ESPN360.com, ESPN Mobile TV, ESPN GamePlan, ESPN Full Court, ESPN International, ESPN Deportes, ESPN Classic) will carry more than 5,500 SEC events including football, men's and women's basketball, Olympic sports and SEC Championships.

November 2008: For the second consecutive season, a league record six teams receive invitations to compete in the NCAA Division I Women's Soccer Championship.

2010: The league begins playing a 16-game conference schedule in women's basketball.

June 2012: It's announced that the SEC will determine a league champion in equestrian beginning in the 2012-13 season. It becomes the 21st sport sponsored by the league.

June 2012: League distributes \$241.5 million in revenue to members. It's the highest total ever distributed in SEC history and represents a 9.8% increase from previous year.

July 1, 2012: Texas A&M and Missouri officially join the league. Both schools will compete in basketball, cross country, golf, soccer, softball, swimming & diving, tennis, track & field and volleyball. Missouri will also compete in gymnastics, while TAMU will compete in equestrian.

June 2014 - League distributes \$309.6 million in revenue to its members. It is the highest total ever distributed in SEC history.

August 14, 2014 - The SEC Network, a multi-platform network which will air SEC content 24/7 including more than 1,000 events in its first year, launches.

SEC COMMISSIONER MIKE SLIVE

SEC MISSION STATEMENT

The SEC's mission statement reflects the priorities of the league. "The purpose of the Southeastern Conference is to assist its member institutions in the maintenance of programs of intercollegiate athletics which are compatible with the highest standards of education and competitive sports."

As the seventh commissioner of the Southeastern Conference, Mike Slive has overseen perhaps the greatest era of success since the league was founded in 1933 while helping shape the landscape of college sports as a national leader in intercollegiate athletics.

Named to the post on July 2, 2002, the SEC has enjoyed unprecedented championship success under Slive's leadership. He led the adoption of a new and effective league-wide NCAA compliance initiative, engineered landmark television contracts including the launch of a conference network, and guided the conference through expansion, welcoming two new institutions.

The hallmark of this golden age of the SEC remains a remarkable seven consecutive Bowl Championship Series national titles in football. In all, the SEC has won 67 national championships in 15 of its 21 sponsored sports during Slive's tenure as SEC Commissioner.

His impact has been felt far beyond the footprint of the SEC. The founding commissioner of two conferences, he was also the founder of a law firm which assisted NCAA institutions in compliance matters, a Director of Athletics and a member of numerous leadership committees during the course of his career. More recently, Slive has helped craft the new College Football Playoff and is a leader in the historic effort to reorganize the NCAA for the purpose of creating a governance structure that provides maximum opportunities for student-athletes.

The league launched the SEC Network in August 2014, a national network that will bring more than 1,000 events into the homes and to the mobile devices of college sports fans across the country. These agreements make the league the most widely distributed conference on television in the nation and also secure the financial health of the SEC and its member institutions for years to come.

Since Slive's arrival at the SEC in 2002, he has developed initiatives designed to maintain and improve the SEC's preeminent position in intercollegiate athletics, both on and off the fields of play.

These include:

- The SEC Task Force on Compliance and Enforcement which developed policies and procedures to assist league schools in NCAA and SEC matters. The task force issued its first report at the 2004 SEC Spring Meetings.
- SEC University (SECU), the conference's academic initiative, was created in 2005 to increase academic cooperation across the league by linking the resources of the member institutions.
- The SEC Minority Coaches Database, an annual compilation of names and biographical information of every minority head and assistant football coach on the Division I level which is distributed to every SEC school and every conference in Division I.
- An SEC Sportsmanship initiative consisting of policies and procedures designed to foster sportsmanship and prevent inappropriate fan behavior.

Since joining the SEC, Slive has served as coordinator of the Bowl Championship Series (2006-08) and served as chair of the NCAA Division I Men's Basketball Committee (2008-09). In 2002-03, Slive served on the Commission of Athletics Opportunity, established by the United States Secretary of Education to review the working of Title IX. Slive served as chair of the National Letter of Intent Steering Committee. He served as president of the Collegiate Commissioners Association (CCA) from 2001-03, was also on the NCAA Management Council from 1997-2004 and is the former chair of the Board of Directors of NCAA Football USA.

Slive previously was the first commissioner of Conference USA from 1995-2002 and was the first commissioner of the Great Midwest Conference upon its founding in 1991.

A native of Utica, N.Y., Slive graduated from Dartmouth College with a Bachelor of Arts degree in 1962. He earned a Juris Doctor from the University of Virginia Law School in 1965 and an LLM from the Georgetown University Law Center in 1966.

Slive and his wife of 46 years, Liz, have a daughter, Anna; son-in-law, Judd Harwood; and granddaughter, Abigail, who is two years old.

ATHLETIC ADMINISTRATION EXPERIENCE

1968-69	Assistant Director of Athletics Dartmouth College
1979-81	Assistant Executive Director Pacific-10 Conference
1981-83	Director of Athletics Cornell University
1991-95	Commissioner Great Midwest Conference
1995-2002	Commissioner Conference USA
2002-	Commissioner Southeastern Conference

LEGAL EXPERIENCE

1969-77	Partner Stebbins & Bradley, Hanover, N.H.
1972-77	Judge of Hanover (N.H.) District Court

1977-79	Judicial Master & Clerk of Grafton County (N.H.) Superior Court
1983-86	Founder Law Offices of Michael L. Slive, Hanover, N.H.
1986-91	Partner Coffield Ungaretti & Harris, Chicago, Ill.
1990-91	Senior Partner and Founder Slive-Glazier Sports Group, Chicago, Ill. & Kansas City, Mo.

MEMBERSHIP ON BOARDS AND COMMITTEES

Commission on Athletic Opportunity (Reviewing Title IX) (Appointed by President Bush on 6/28/02)	
NCAA Management Council [1997-2004]	
NCAA Management Council Subcommittee to Review Automatic Qualification	
NCAA Infractions Appeals Committee (Chair) [1993-2002]	

NCAA Football USA (Chair, Board of Directors) [1998-2003]	
NCAA Division I Working Group to Study Basketball Issues [1998-99]	
National Letter of Intent Steering Committee (Chair) [2002-08]	
Collegiate Commissioners Association (President) [2001-03]	
Division I-A Commissioners (Chair) [1999-2001]	
Sports Lawyers Association (Board of Directors) [1997-2001]	
Board of Advisors / Marquette Sports Law Institute [1999-present]	
Bowl Championship Series Coordinator (2006-08)	
NCAA Division I Men's Basketball Committee (2004-09); Chair (2008-09)	

SEC STAFF



GREG SANKEY
Exec. Associate
Commissioner/COO



MARK WOMACK
Exec. Associate
Commissioner/CFO



TIFFANY DANIELS
Associate
Commissioner



CHARLIE HUSSEY
Associate
Commissioner



HERB VINCENT
Associate
Commissioner



MARK WHITWORTH
Associate
Commissioner



LESLIE CLAYBROOK
Assistant
Commissioner



GIL GRIMES
Assistant
Commissioner



WILL LAWLER
Assistant
Commissioner



CRAIG MATTOX
Assistant
Commissioner



CHRIS WALDSMITH
Assistant
Commissioner



KATHRYN SWITZER
Exec. Associate to
Commissioner



TORIE JOHNSON
Exec. Director
of SECU



CHUCK DUNLAP
Director of
Communications



JOHN GIBSON
Director of
Championships



CRAIG PINKERTON
Director of
Communications



B.C. ROMANO
Director of Video
and Creative
Services



JIM SULLIVAN
Director of
Championship Ticket
Operations



TAMMY WILSON
Director of
Communications



**SYLVIA HAGAN
BARNES**
Associate Director
of Officiating
Administration



SEAN CARTELL
Assistant Director of
Communications



COLE CUNNINGHAM
Assistant Director of
Video and Creative
Services



TAYLOE LOCKE
Assistant Director of
Compliance



JILL SKOTARCZAK
Assistant Director
of Communications



GINNY THOMAS
Assistant Director
of Football
Administration



BRETT THOMPSON
Assistant Director of
Championship Ticket
Operations



BRYANT WELBOURNE
Assistant Director of
SECU



COURTNEY FRITTS
Digital Media /
Communications
Assistant



ALLI JACOBS
Administrative
Assistant for
Championships



SUSAN BISHOP
Administrative
Assistant



LORI MCDANAL
Administrative
Assistant



DONNA MOORE
Administrative
Assistant



BRENDA GRAY
Receptionist



STEVE SHAW
Coordinator of
Football Officials



LARRY TEMPLETON
Consultant to the
Commissioner

2014-15 Executive Committee

Nick Zeppos (Vanderbilt), President
Dr. David Gearhart (Arkansas), Vice Pres.
Joseph L. Fink III (Kentucky), Secretary

Dr. Mark Keenum (Mississippi State)
Greg McGarity (Georgia)

Ron Rychlak (Ole Miss)
Lynda Tealer (Florida)

CORPORATE SPONSOR PROGRAM

The Southeastern Conference Official Sponsor program began in 1988 with three companies dedicated to intercollegiate athletics and higher education.

Now supported by many of the nation's top corporations, this program has evolved into the most successful of its kind.

Each member of the SEC Official Sponsor team shows its commitment to the future of intercollegiate athletics with contributions to SEC Youth Clinics, SEC Scholarship Programs and SEC Academic Enhancement Programs.

The corporations also conduct consumer promotions designed to increase sales and brand awareness. These promotions also increase public awareness of the member institutions of the SEC, which

in turn supports increased ticket sales and high television and radio ratings.

In addition to the broad spectrum of benefits provided by these contributions, each SEC institution is a direct beneficiary of the program. SEC Official Sponsors include Allstate Insurance, AT&T, Belk, Gatorade, Regions Bank and Sunkist Soda.

PROGRAM MISSION

The mission of the corporate sponsor program is:

1. To develop marketing and promotional activities that benefit the SEC, its member institutions and the participating corporations;

2. To emphasize the positive role of athletics in our society; and
3. To provide funding for youth clinics, championship events and academic enhancement programs.



SEC OFFICIAL SPONSORS



SEC LICENSING PROGRAM

The Southeastern Conference markets its registered marks (Southeastern Conference, SEC, SEC Seal and SEC logos) through a licensing program with the Collegiate Licensing Company. The SEC began its licensing program in 1988 to protect the use of its name and insignias and to ensure that its member institutions benefit from the use and sale of items bearing its name and/or logos.

The program also ensures that manufacturers and retailers market only the highest-quality merchandise using the conference name and logos. The SEC has joined a significant number of colleges and universities throughout the country to bring about consistency in the marketplace for officially-licensed collegiate products.



AN IMG COMPANY

SEC MEDIA SERVICES

SEC COMMUNICATIONS MISSION STATEMENT

The Southeastern Conference has been the nation's leader in media relations during its history. The SEC understands the importance of assisting the media in providing coverage of the conference and its institutions. To this end, the conference, including all of its member institutions, shall make the best attempt to fill reasonable requests by media outlets. Members of the media are encouraged to work with the media relations director of each institution and the conference office to establish satisfactory media policies that are mutually beneficial to all parties.

Weekly Awards

The SEC will name a player, pitcher and freshman of the week each Monday during the season. The award will be released for Monday afternoon publication and announced in the weekly SEC softball release.

Nominations for the awards are made each week by the softball sports information contacts at each SEC institution. The award winners are chosen by a vote of the SEC Communications staff.

SEC Tournament Teleconference

The SEC will conduct a teleconference prior to the SEC Softball Tournament on Monday, May 4 featuring the 10 participating head coaches. Each coach will answer questions from the media for six minutes following a brief introduction. For further information on this teleconference, please contact Jill Skotarczak in the SEC Communications office.

SEC and Social Media

The SEC has established a dynamic presence on the internet with its official site – www.SECsports.com – along with league accounts on Facebook, Twitter and Instagram.

SEC Softball information is updated daily. The site will contain standings, schedules, results and notes on the SEC and its teams. SEC Softball can be followed on Facebook at Southeastern Conference, on Twitter at @SEC and Instagram at [secsoftballupdate](https://www.instagram.com/secsoftball). SEC softball information is also available via email. Contact Jill Skotarczak in the SEC Communications office.

2015 SEC Tournament



May 6-9 • Tiger Park
Baton Rouge, LA

Media Information

Credentials for the SEC Softball Tournament may be obtained through the LSU Communications Department through the SEC Communications office.

The 10-team field will include the top finishing teams. The tournament is single-elimination with the Champion crowned on May 9.

For further information, please contact the SEC Communications Department.

Ticket information

Contact the LSU Communications office for ticket information to the 2015 SEC Softball tournament.

SEC Softball Information

If you wish to receive the latest information about SEC Softball through email, sign up at www.secsportsmedia.com.

Southeastern Conference

2201 Richard Arrington Blvd. N
Birmingham, AL 35203-1103

Main Switchboard: (205) 458-3000
Administration Fax: (205) 458-3031
Internet Address: www.secsports.com

SEC Quick Facts

Founded: 1933
Commissioner: Michael Slive

Member Institutions

University of Alabama
University of Arkansas
Auburn University
University of Florida
University of Georgia
University of Kentucky
Louisiana State University
University of Mississippi
Mississippi State University
University of Missouri
University of South Carolina
University of Tennessee
Texas A&M University
Vanderbilt University (*does not sponsor softball*)

Communications Staff

Communications Fax: (205) 458-3030
Herb Vincent • Associate Commissioner
E-Mail: hvincent@sec.org

Chuck Dunlap • Director
E-Mail: cdunlap@sec.org

Craig Pinkerton • Director
E-Mail: cpinkerton@sec.org

Tammy Wilson • Director
E-Mail: twilson@sec.org

Sean Cartell • Assistant Director
Email: scartell@sec.org

Jill Skotarczak • Assistant Director
Email: jskotarczak@sec.org

Courtney Fritts • Digital Media/Communications Assistant
Email: cfritts@sec.org

Credits

The 2015 SEC Softball Guide is published by the Southeastern Conference Office, Michael Slive, Commissioner.

Editor
Jill Skotarczak

Special Assistance
Nathan Sheehan (Alabama), Zach Lawson (Arkansas), John Thomas (Auburn), Ryan Schmitz (Florida), Jen Galas (Georgia), Evan Crane (Kentucky), Clyde Verdin (LSU), Bill Bunting (Ole Miss), Andrew Piper (Mississippi State), Chad Moller (Missouri), Koby Padgett (South Carolina), Stephen K. Lee (Tennessee), Kelsey Appleton (Texas A&M).

Printing
EBSCO Media (Birmingham, Ala.)

Layout and Cover Design
EBSCO Media (Birmingham, Ala.)


SEC NETWORK



The SEC Network launched on August 14, 2014. ESPN's SEC Network will swing into its inaugural softball season with more than 50 games slated for the new network and a total of 76 across ESPN, ESPN2, ESPNU and SEC Network. The additional games will increase SEC softball's television coverage to a historic high, with three times more nationally televised matchups than in previous years. In addition, SEC Network will be producing 227 games as digitally exclusive SEC Network + events, making more than 300 games available to fans.

The television schedule begins on the SEC Network's six month anniversary, Saturday, Feb. 14, with the defending NCAA Division I Softball Champions, Florida, playing NC State. Also highlighted in the schedule is a three-game series rematch of the 2014 national championship game, Florida at Alabama, airing on ESPNU (March 21-22) and SEC Network (March 23).

At the conclusion of the regular season, the entire SEC Softball Tournament will be televised across ESPN networks. The First Round and Quarterfinals will be carried on SEC Network, Semifinals on ESPNU and the Championship Game on ESPN2.



2015 SEC SOFTBALL TV SCHEDULE



Day	Date	Time (ET)	Matchups	Network
Sat.	2/14	1:30 p.m.	NC State at Florida	SECN
Sun.	2/15	12 p.m.	NC State at Florida	SECN
Sat.	3/7	12 p.m. 2 p.m.	Missouri at South Carolina Georgia at Mississippi State	SECN SECN
Sun.	3/8	1 p.m. 3:30 p.m. 6 p.m.	Kentucky at Texas A&M Arkansas at LSU Missouri at South Carolina	SECN SECN SECN
Mon.	3/9	7 p.m.	Missouri at South Carolina	SECN
Sat.	3/14	12 p.m. 2:30 p.m.	LSU at Florida Alabama at Georgia	SECN SECN
Sun.	3/15	12 p.m. 2 p.m. 5:30 p.m. 7:30 p.m.	LSU at Florida Alabama at Georgia Auburn at Ole Miss Texas at Arkansas	SECN SECN ESPNU SECN
Mon.	3/16	7 p.m. 9 p.m.	Auburn at Ole Miss Texas at Arkansas	SECN SECN
Wed.	3/18	7 p.m.	Indiana at Kentucky	SECN
Fri.	3/20	7 p.m.	Oklahoma at LSU	ESPNU
Sat.	3/21	1 p.m. 2 p.m. 6:30 p.m. 8:30 p.m.	Mississippi State at Ole Miss Florida at Alabama South Carolina at Texas A&M Missouri at Tennessee	SECN ESPNU SECN SECN
Sun.	3/22	1 p.m. 3 p.m. 5 p.m. 5:30 p.m.	South Carolina at Texas A&M Arkansas at Georgia Mississippi State at Ole Miss Florida at Alabama	SECN SECN SECN ESPNU
Mon.	3/23	7 p.m.	Florida at Alabama	SECN
Tues.	3/24	7 p.m.	South Alabama at LSU	SECN
Sat.	3/28	12 p.m. 8 p.m.	LSU at Kentucky Auburn at Missouri	SECN SECN
Sun.	3/29	1 p.m. 7 p.m.	Auburn at Missouri Georgia at Tennessee	SECN SECN

Mon.	3/30	7 p.m.	Georgia at Tennessee	SECN
Wed.	4/1	7 p.m.	North Carolina at Georgia	SECN
Sat.	4/4	12 p.m. 4:30 p.m.	Alabama at Kentucky Tennessee at Auburn	ESPNU SECN
Sun.	4/5	3:30 p.m. 6 p.m.	Alabama at Kentucky Mississippi State at Arkansas	SECN SECN
Mon.	4/6	7 p.m.	Mississippi State at Arkansas	SECN
Tues.	4/7	7 p.m.	USC Upstate at South Carolina	SECN
Wed.	4/8	7 p.m.	Georgia Tech at Georgia	SECN
Sat.	4/11	2 p.m. 5 p.m.	Auburn at Texas A&M LSU at Tennessee	ESPNU ESPN
Sun.	4/12	3:30 p.m.	Mississippi State at Missouri	SECN
Mon.	4/13	7 p.m.	Kentucky at Florida	SECN
Wed.	4/15	7 p.m. 9 p.m.	NC State at Alabama South Alabama at Mississippi State	SECN SECN
Fri.	4/17	8:30 p.m.	Alabama at Auburn	ESPNU
Sat.	4/18	4 p.m. 6 p.m.	Florida at Georgia Alabama at Auburn	ESPN2 ESPNU
Sun.	4/19	1 p.m. 7 p.m.	Florida at Georgia Texas A&M at LSU	ESPNU SECN
Mon.	4/20	7 p.m.	Texas A&M at LSU	SECN
Wed.	4/22	7 p.m.	Florida State at Florida	SECN
Thurs.	4/23	8 p.m.	Tennessee at Alabama	ESPN
Sat.	4/25	4 p.m.	South Carolina at Ole Miss	SECN
Sun.	4/26	4:30 p.m.	South Carolina at Ole Miss	SECN
Mon.	4/27	7 p.m.	LSU at Missouri	SECN
Sat.	5/2	1 p.m. 7 p.m. 9 p.m.	Florida at Missouri Kentucky at Tennessee Alabama at Arkansas	SECN ESPNU ESPNU
Sun.	5/3	12 p.m. 1 p.m. 2 p.m. 3 p.m.	Mississippi State at South Carolina Kentucky at Tennessee Ole Miss at Texas A&M Auburn at LSU	SECN ESPN2 SECN ESPN
Wed.	5/6	12 p.m. 2:30 p.m. 5 p.m. 7:30 p.m.	SEC Softball Tournament First Round Games	SECN
Thurs.	5/7	11 a.m. 1:30 p.m. 4 p.m. 6:30 p.m.	SEC Softball Tournament Quarterfinals	SECN
Fri.	5/8	3 p.m. 5:30 p.m.	SEC Softball Tournament Semifinals	ESPNU
Sat.	5/9	8 p.m.	SEC Softball Tournament Championship Game	ESPN2

SEC SOFTBALL PRESEASON

2015 SEC SOFTBALL PRESEASON TEAM ANNOUNCED

BIRMINGHAM, Ala. — The Southeastern Conference unveiled its eighth annual Preseason All-SEC Team to highlight the upcoming season of SEC softball.

Auburn and Georgia led all schools with three selections each. Florida, Kentucky, LSU and Missouri have two representatives apiece on the squad, while Alabama and Tennessee both had one player named to the team.

Making their second appearance on the preseason team are Alabama's Haylie McCleney, Auburn's Emily Carosone, Florida's Kelsey Stewart, Georgia's Paige Wilson,

Kentucky's Griffin Joiner and LSU's A.J. Andrews.

The Preseason All-SEC Softball Team is voted on by the league's head coaches and consists of a minimum of 14 players. Each SEC head coach voted for five infielders, four outfielders, three pitchers, one catcher and one designated player/utility. No ties were broken.

In a class-by-class breakdown, the 2015 team consists of five seniors, eight juniors and three sophomores.

PRESEASON ALL-SEC TEAM	POS.	HT.	CL.	HOMETOWN
Emily Carosone, Auburn	IF	5-4	Jr.	Orlando, Fla.
Kasey Cooper, Auburn	IF	5-4	So.	Dothan, Ala.
Kelsey Stewart, Florida	IF	5-6	Jr.	Wichita, Kan.
Alex Hugo, Georgia	IF	5-8	Jr.	Olathe, Kan.
Paige Wilson, Georgia	IF	5-7	Sr.	Chicago, Ill.
Bianka Bell, LSU	IF	5-5	Jr.	Tampa, Fla.
Haylie McCleney, Alabama	OF	5-5	Jr.	Morris, Ala.
Branndi Melero, Auburn	OF	5-4	Sr.	Canyon Country, Calif.
A.J. Andrews, LSU	OF	5-5	Sr.	Oldsmar, Fla.
Taylor Gadbois, Missouri	OF	5-10	Jr.	Maryville, Mo.
Chelsea Wilkinson, Georgia	P	5-8	Jr.	Taylorsville, N.C.
Kelsey Nunley, Kentucky	P	5-10	Jr.	Soddy Daisy, Tenn.
Tori Finucane, Missouri	P	5-7	So.	Germantown, Md.
Griffin Joiner, Kentucky	C	5-7	Sr.	Hopkinsville, Ky.
Annie Aldrete, Tennessee	C	5-6	So.	Monterey, Calif.
Lauren Haeger, Florida	DP/UT	5-11	Sr.	Peoria, Ariz.

FLORIDA TABBED TO WIN 2015 SEC SOFTBALL TITLE

BIRMINGHAM, Ala. — Florida, the defending National Champion, has been selected to win the 2015 Southeastern Conference softball title after a vote of the 13 SEC head coaches in the annual preseason poll.

The Gators, who received 11 first-place votes, won their first national championship last season and finished with an overall record of 55-12.

Alabama, the runner-up of the 2014 Women's College World Series who posted an overall mark of 53-13, was predicted to finish second in the SEC. Kentucky, which made its first appearance in the WCWS and finished the 2014 campaign with an overall record of 50-19, earned one first-place vote and is predicted to finish third in the SEC.

Nine of the 13 SEC softball teams appear among the nation's top-25 in the USA Today/NFCA Preseason Poll.

Points for the poll were awarded on a 1-2-3-4-5-6-7-8-9-10-11-12 basis. Coaches were not allowed to vote for their own team. SEC teams begin action on Thursday, Feb. 5. The 2015 SEC Softball Tournament will take place May 6-9 at LSU's Tiger Park in Baton Rouge, La.

Conference Champion: Florida (11), Georgia (1), Kentucky (1)

2015 SEC SOFTBALL COACHES PREDICTED ORDER OF FINISH:

1. Florida	8. Tennessee
2. Alabama	9. Texas A&M
3. Kentucky	10. South Carolina
4. LSU	11. Mississippi State
5. Georgia	12. Arkansas
6. Missouri	13. Ole Miss
7. Auburn	

2014 TOURNAMENT BRACKET

WEDNESDAY, MAY 7

FIRST ROUND

Game 1: #7 Kentucky 4, #10 Mississippi St. 3 (9 inn.) (ESPNU)

Game 2: #9 Auburn 7, #8 South Carolina 5 (ESPNU)

THURSDAY, MAY 8

QUARTERFINALS

Game 3: #6 LSU 6, #3 Missouri 0 (ESPNU)

Game 4: #7 Kentucky 2, #2 Tennessee 0 (ESPNU)

Game 5: #5 Georgia 2, #4 Florida 0 (ESPNU)

Game 6: #1 Alabama 8, #9 Auburn 4 (ESPNU)

FRIDAY, MAY 9

SEMIFINALS

Game 7: #7 Kentucky 4, #6 LSU 3 (9 inn.) (ESPNU)

Game 8: #5 Georgia 5, #1 Alabama 3 (ESPNU)

SATURDAY, MAY 10

CHAMPIONSHIP GAME

Game 9: #5 Georgia 5, #7 Kentucky 2 (ESPNU)

2014 ATTENDANCE FIGURES

COLUMBIA, S.C.

Session 1: 1,270

Session 2: 1,101

Session 3: 1,347

Session 4: 1,327

Session 5: 1,480

Total: 6,525 Avg: 1,305 per session

2014 SEC SOFTBALL TOURNAMENT

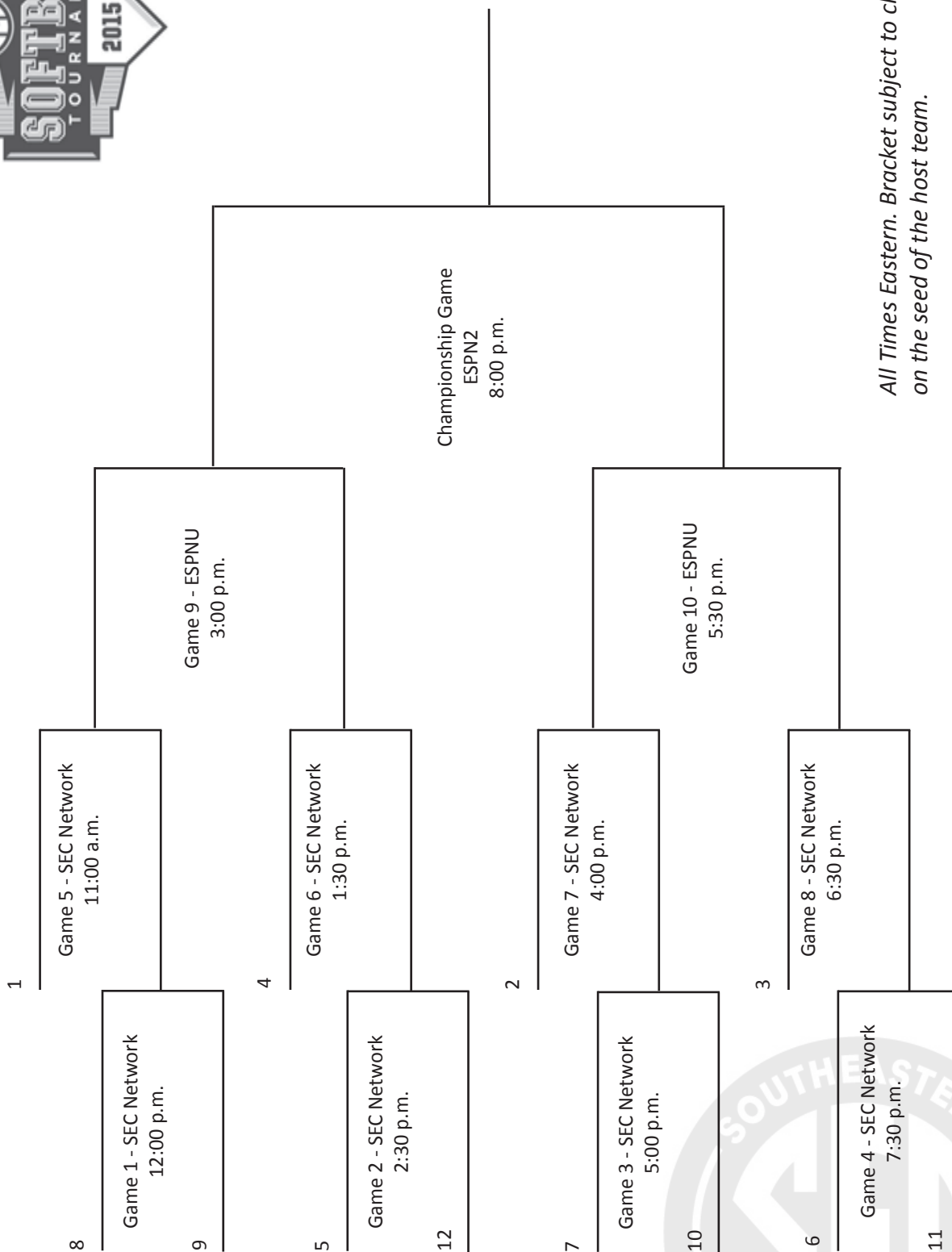
2015 SEC Softball Tournament May 6-9 • Tiger Park • Baton Rouge, La.

Wed., May 6

Thurs., May 7

Fri., May 8

Sat., May 9



All Times Eastern. Bracket subject to change based on the seed of the host team.

SEC TOURNAMENT RESULTS

1997: Columbus, Ga.

Day 1: [5] Florida 6, Alabama 2; [6] Auburn 2, [3] Tennessee 0; [1] South Carolina 6, Florida 1; Auburn 4, [2] LSU 2. Day 2: Florida 2, Tennessee 1; LSU 4, Alabama 2; South Carolina 9, Auburn 0; Florida 4, LSU 3; Florida 7, Auburn 5. Day 3: Finals - South Carolina 6, Florida 0

CHAMPION: South Carolina

1998: Columbus, Ga.

Day 1: [3] Alabama 2, [6] Tennessee 1; [2] LSU 2, [7] Arkansas 1; [5] South Carolina 2, [4] Mississippi State 0; [1] Florida 3, [8] Georgia 1; Tennessee 2, Arkansas 1; Mississippi State 3, Georgia 2. Day 2: Alabama 5, LSU 3 (10); Florida 1, South Carolina 0; LSU 8, Tennessee 1; Mississippi State 3, South Carolina 0; LSU 8, Alabama 4; Mississippi State 1, Florida 0. Day 3: Semifinals - Alabama 8, LSU 1; Mississippi State 1, Florida 0; Finals - Alabama 5, Mississippi State 4 (9)

CHAMPION: Alabama

1999: Columbus, Ga.

Day 1: [6] Mississippi State 6, [3] Alabama 3; [2] Tennessee 11, [7] Florida 3; [5] Arkansas 4, [4] South Carolina 1; [1] LSU 8, [8] Georgia 0. Day 2: Alabama 4, Florida 1; South Carolina 4, Georgia 0; Tennessee 4, Mississippi State 2; LSU 10, Arkansas 0. Day 3: Arkansas 3, Alabama 2; Mississippi State 2, South Carolina 1; Arkansas 3, Tennessee 2; LSU 2, Mississippi State 0. Day 4: Arkansas 3, Tennessee 1; Finals - LSU 4, Arkansas 3

CHAMPION: LSU

2000: Columbus, Ga.

Day 1: [3] Alabama 1, [6] Florida 0; [7] South Carolina 2, [2] Kentucky 1; [4] Arkansas 2, [5] Mississippi State 1; [1] LSU 8, [8] Auburn 0. Day 2: Florida 2, Kentucky 0; Mississippi State 9, Auburn 3; South Carolina 4, Alabama 1; LSU 2, Arkansas 0. Day 3: Arkansas 2, Florida 1; Alabama 4, Mississippi State 3; Arkansas 3, South Carolina 1; LSU 5, Alabama 2. Day 4: South Carolina 2, Arkansas 1; Finals - South Carolina 1, LSU 0 (8)

CHAMPION: South Carolina

2001: Chattanooga, Tenn.

Day 1: [3] Alabama 2, [6] Arkansas 0; [2] South Carolina 5, [7] Kentucky 1; [4] Mississippi State 1, [5] Florida 0; [1] LSU 6, [8] Auburn 0. Day 2: Arkansas 1, Kentucky 0; Auburn 4, Florida 1; South Carolina 2, Alabama 0 (9); LSU 2, Mississippi State 1. Day 3: Arkansas 7, Mississippi State 2; Auburn 5, Alabama 3; South Carolina 1, Arkansas 0 (9); LSU 4, Auburn 1. Day 4: Finals - LSU 1, South Carolina 0

CHAMPION: LSU

2002: Chattanooga, Tenn.

Day 1: [3] Alabama 2, [6] Arkansas 1; [2] South Carolina 11, [7] Mississippi State 5; [4] Georgia 4, [5] Auburn 3; [1] LSU 5, [8] Florida 0. Day 2: Mississippi State 5, Arkansas 1; Auburn 7, Florida 1; South Carolina 6, Alabama 4; LSU 2, Georgia 1. Day 3: Georgia 7, Mississippi State 1; Alabama 5, Auburn 4; Georgia 6, South Carolina 5; LSU 6, Alabama 2. Day 4: Georgia 4, South Carolina 3; Finals: LSU 1, Georgia 0

CHAMPION: LSU

2003: Plant City, Fla.

Day 1: [3] LSU 1, [6] Tennessee 0 (9); [2] Alabama 4, [7] Auburn 0; [5] Florida 6, [4] South Carolina 2; [1] 3, [8] Mississippi State 0. Day 2: Tennessee 4, Auburn 3 (9); South Carolina 2, Mississippi State 1; Alabama 2, LSU 1; Florida 1, Georgia 0. Day 3: Tennessee 5, Georgia 3 (8); LSU 5, South Carolina 1; Alabama 3, Tennessee 2 (8); LSU 1, Florida 0. Day 4: LSU 3, Florida 1; Finals - Alabama 3, LSU 1

CHAMPION: Alabama

2004: Tuscaloosa, Ala.

Day 1: [7] Mississippi State 8, [2] Tennessee 2; [3] Georgia 7, [6] Florida 1; [1] LSU 2, [8] South Carolina 0; [5] Alabama 7, [4] Auburn 1. Day 2: Tennessee 7, Florida 5; Auburn 2, South Carolina 0, ; Georgia 11, Mississippi State 2; LSU 2, Alabama 1. Day 3: Tennessee 1, Alabama 0; Auburn 4, Mississippi State 3; Georgia 4, Tennessee 0; Auburn 2, LSU 1. Day 4: LSU 1, Auburn 0; Finals - LSU 4, Georgia 1

CHAMPION: LSU

2005: Gainesville, Fla.

Day 1: [3] Auburn 8, [6] South Carolina 0; [2] Alabama 5, [7] Mississippi State 0; [1] Georgia 2, [8] LSU 1; [4] Tennessee 4, [5] Florida 0. Day 2: Mississippi State 4, South Carolina 1; LSU 9, Florida 0, ; Alabama 9, Auburn 5; Georgia 5, Tennessee 3. Day 3: Tennessee 3; Tennessee 3, Mississippi State 0; Auburn 4, LSU 3; Tennessee 3, Alabama 1; Georgia 7, Auburn 3. Day 4: Alabama 3, Tennessee 0; Finals - Alabama 2, Georgia 0

CHAMPION: Alabama

2006: Athens, Ga.

Day 1: [4] Tennessee 6, [5] Florida 0; [1] Alabama 6, [8] Ole Miss 0; [2] Georgia 2, [7] Arkansas 0; [3] LSU 4, [6] Auburn 1. Day 2: [4] Tennessee 2, [1] Alabama 1; [3] LSU 5, [2] Georgia 0. Day 3: [4] Tennessee 3, [3] LSU 0

CHAMPION: Tennessee

SEC TOURNAMENT RESULTS

2007: Auburn, Ala.

Day 1: [3] Alabama 3, [6] Georgia 0 (9); [2] LSU 2, [7] South Carolina 1 (10); [4] Florida 3, [5] Mississippi State 0; [1] Tennessee 6, [8] Ole Miss 0. Day 2: [2] LSU 4, [3] Alabama 1; [4] Florida 1, [1] Tennessee 0. Day 3: [2] LSU 1, [4] Florida 0.

CHAMPION: LSU

2008: Baton Rouge, La.

Day 1: [4] Tennessee 5, [5] Georgia 2; [1] Florida 1, [8] Ole Miss 0; [2] Alabama 1, [7] Mississippi State 0; [3] LSU 4, [6] Auburn 0. Day 2: [1] Florida 6, [4] Tennessee 1; [2] Alabama 7, [3] LSU 4. Day 3: [1] Florida 4, [2] Alabama 1

CHAMPION: Florida

2009: Knoxville, Tenn.

Day 1: [6] Kentucky 2, [3] Georgia 0; [2] Alabama 8, [7] Arkansas 0 (5); [1] Florida 3, [8] Auburn, 0; [5] Tennessee 6, [4] LSU 5. Day 2: [2] Alabama 2, [6] Kentucky 1 (8); [1] Florida 11, [5] Tennessee 3 (5). Final - [1] Florida 8, [2] Alabama 5

CHAMPION: Florida

2010: Fayetteville, Ark.

Day 1: [3] LSU 2, [6] Kentucky 1; [2] Florida 9, [7] Auburn 1 (5); [5] Tennessee 6, [4] Georgia 4; [1] Alabama 9, [8] Arkansas 0 (5). Day 2: [3] LSU 9, [2] Florida 1; [1] Alabama 4, [5] Tennessee 3. Final: [1] Alabama 5, [3] LSU 4

CHAMPION: Alabama

2011: Oxford, Miss.

Day 1: [3] Tennessee 4, [6] Kentucky 1; [7] Auburn 6, [2] Florida 2; [5] Georgia 9, [4] LSU 0 (8); [1] Alabama 5, [8] Mississippi State 1. Day 2: [3] Tennessee 2, [7] Auburn 1; [5] Georgia 4, [1] Alabama 2. Final: [3] Tennessee 6, [5] Georgia 5 (8)

CHAMPION: Tennessee

2012: Tuscaloosa, Ala.

Day 1: [3] Florida 1, [6] LSU 0; [2] Tennessee 2, [7] Auburn 1; [4] Georgia 6, [5] Kentucky 4; [1] Alabama 5, [8] Mississippi State 2. Day 2: [3] Florida 2, [2] Tennessee 1 (8); [1] Alabama 1, [4] Georgia 0. Final: [1] Alabama 10, [3] Florida 1 (5)

CHAMPION: Alabama

2013: Lexington, Ky.

Day 1: [8] Alabama 10, [9] Texas A&M 9; [10] South Carolina 6, [7] Kentucky 3; Day 2: [1] Florida 8, [8] Alabama 4; [5] Georgia 7, [4] LSU 0; [3] Missouri 8, [6] Arkansas 0 (5); [2] Tennessee 5, [10] South Carolina 0. Day 3: [1] Florida 9, [5] Georgia 5; [3] Missouri 3, [2] Tennessee 0; Final: [1] Florida 10, [3] Missouri 4

CHAMPION: Florida

2014: Columbia, S.C.

Day 1: [7] Kentucky 4, [10] South Carolina 3 (9); [9] Auburn 7, [8] South Carolina 5; Day 2: [6] LSU 6, [3] Missouri 0; [7] Kentucky 2, [2] Tennessee 0; [5] Georgia 2, [4] Florida 0 (5); [1] Alabama 8, [9] Auburn 4. Day 3: [7] Kentucky 4, [6] LSU 3 (9); [5] Georgia 5, [1] Alabama 3. Day 4: [5] Georgia 5, [7] Kentucky 2

CHAMPION: Georgia

SEC TOURNAMENT APPEARANCES

School	Years
Alabama	18 1997-2014
Arkansas	9 1998-2002, 2006, 2009-10, 2013
Auburn	14 1997, 2000-06, 2008-12, 2014
Florida	18 1997-2014
Georgia	15 1998-99, 2002-14
Kentucky	8 2000-01, 2009-14
LSU	18 1997-2014
Ole Miss	3 2006-08
Mississippi State	13 1998-2005, 2007-08, 2011-12, 2014
Missouri	2 2013-14
South Carolina	12 1997-2005, 2007, 2013-14
Tennessee	15 1979-99, 2003-14
Texas A&M	1 2013



SEC TOURNAMENT RECORDS

INDIVIDUAL

BATTING AVERAGE

(Min. 2 AB per game)

Player, School	Avg.	Year
1. Paige Wilson, UG	.833	2012
2. Jenna Stark, AM	.750	2013
Kara Dill, UK	.750	2011
Megan Wiggins, UG	.750	2010
Kelley Montalvo, UA	.750	2006
Kendra McCutcheon, SC	.750	1997
7. Laura Trout, UG	.714	2011
Molly Johnson, UK	.714	2009
9. 10 tied at	.667	

AT-BATS

Player, School	No.	Year
1. Dana Gulick, AR	22	1999
Karrie Rider, MS	22	1998
3. Danica Howlett, AR	21	1999
Jen Cirigliano, AR	21	1999
Keri McCallum, MS	21	1998
Michelle Gates, MS	21	1998

RUNS SCORED

Player, School	No.	Year
1. Adrianna Bagetta, SC	7	2002
2. Ashley Griffin, AU	6	2005
Nicole Barber, UG	6	2002
4. Kayla Braud, UA	5	2012
Jennifer Fenton, UA	5	2012
Aja Paculba, UF	5	2009
Shannon Anderson, AU	5	2002
Kelly Kretschman, UA	5	1998
Jodi Otten, LS	5	1998

HITS

Player, School	No.	Year
1. Nicole Barber, UG	12	2002
2. Kristi Durant, UT	9	2003
Adrianna Bagetta, SC	9	2002
4. Sarah Fekete, UT	8	2006
Michelle Green, UG	8	2002
Joyce McMillin, SC	8	2000
Ashley Boone, UF	8	1998

RUNS BATTED IN

Player, School	No.	Year
1. Kaila Hunt, UA	7	2012
Shannon McKeon, UG	7	2004
Aly Sartini, AR	7	1999
Dee Douglas, LS	7	1999
Tara Asbill, LS	7	1998
6. Seven tied at	6	

DOUBLES

Player, School	No.	Year
1. Rachel Mitchell, LS	3	2007
Michelle Green, UG	3	2002
Joyce McMillin, SC	3	2000
Jen Cirigliano, AR	3	1999
Shaunte Fremin, LS	3	1999
6. 30 tied at	2	

TRIPLES

Player, School	No.	Year
1. Nicole Barber, UG	2	2002
Dee Douglas, LS	2	1999
3. 25 tied at	1	

HOME RUNS

Player, School	No.	Year
1. 14 tied at	2	

WALKS

Player, School	No.	Year
1. Christy Connor, LS	5	2003
Jen Cirigliano, AR	5	1999
Kelly Kretschman, UA	5	1998
4. 13 tied at	4	

TOTAL BASES

Player, School	No.	Year
1. Nicole Barber, UG	17	2002
2. Carrie Moreman, UA	16	1998
3. Christian Stokes, UK	14	2014
Shannon McKeon, UG	14	2004
5. Adrianna Bagetta, SC	13	2002
6. Rachel Mitchell, LS	12	2007
7. Seven tied at	11	

STOLEN BASES

Player, School	SB	Year
1. Nicole Barber, UG	5	2002
2. Jennifer Fenton, UA	4	2012
Kayla Braud, UA	4	2010
4. Dee Douglas, LS	3	2000
Kelly Kretschman, UA	3	2000
Dee Douglas, LS	3	1998
Michelle Gates, MS	3	1998

SACRIFICE HITS

Player, School	No.	Year
1. Jennifer Reach, UA	4	2003
2. Katie Lewis, UG	3	2004
Elisha Humphrey, UT	3	2003
Katie Lewis, UG	3	2002
Brittney Ezell, UA	3	1998
Jennifer Page, AU	3	1997
Bobbie Molyneux, UF	3	1997
Chanda Lee, SC	3	1997

PITCHING

VICTORIES

Player, School	W-L	Year
1. Megan Matthews, SC	4-1	2000
Autumn Anderson, MS	4-2	1998
Chelsey Sakizzie, UF	4-2	1997
4. Chelsea Wilkinson, UG	3-0	2014
Kelsey Nunley, UK	3-0	2014
Ellen Renfroe, UT	3-0	2011
Kelsi Dunne, UA	3-0	2010
Stacey Nelson, UF	3-0	2009
Britni Sneed, LS	3-0	2002
Britni Sneed, LS	3-0	2001
Ashley Lewis, LS	3-0	1999
Penny Cope, UA	3-0	1998
Kristen Keyes, AU	3-1	2004
Kristin Schmidt, LS	3-1	2004
Megan Matthews, SC	3-1	2001
Kristin Schmidt, LS	3-2	2003
Tammy Kincaid, AR	3-2	1999

EARNED RUN AVERAGE

(Min. 7 inn. pitched)

Player, School	ERA	Year
1. Ashley Czechner, LS	0.00	2014
Chrissy Owens, UA	0.00	2006
Monica Abbott, UT	0.00	2006
Stephanie VanBrakle, UA	0.00	2003
Ashley Lewis, LS	0.00	2001
Renise Landry, UF	0.00	2000
Ashley Lewis, LS	0.00	2000
Ashley Lewis, LS	0.00	1999
Britni Sneed, LS	0.00	1999
Buffy Walker, UT	0.00	1997

APPEARANCES

Player, School	No.	Year
1. Tammy Kincaid, AR	6	1999
Autumn Anderson, MS	6	1998
Chelsey Sakizzie, UF	6	1997
4. Kristen Keyes, AU	5	2004
Kristin Schmidt, LS	5	2003
Megan Matthews, SC	5	2000
Rachel Talley, AR	5	1999
Chelsey Sakizzie, UF	5	1998

SEC TOURNAMENT RECORDS

Penny Cope, UA 5 1998

COMPLETE GAMES

Player, School	No.	Year
1. Megan Matthews, SC	5	2000
Chelsey Sakizzie, UF	5	1998
Autumn Anderson, MS	5	1998
Chelsey Sakizzie, UF	5	1997
5. Kristin Schmidt, LS	4	2003
Megan Matthews, SC	4	2001
Tammy Kincaid, AR	4	1999

SHUTOUTS

Player, School	No.	Year
1. Autumn Anderson, MS	2.5	1998
2. Monica Abbott, UT	2.0	2006
Kristin Schmidt, LS	2.0	2004
Kristin Schmidt, LS	2.0	2003
Megan Matthews, SC	2.0	2001
Chelsey Sakizzie, UF	2.0	1998
7. Britni Sneed, LS	1.5	2002
Britni Sneed, LS	1.5	1999
Trinity Johnson, SC	1.5	1997

STRIKEOUTS

Player, School	No.	Year
1. Britni Sneed, LS	37	2002
2. Megan Matthews, SC	33	2001
3. Kristin Schmidt, LS	32	2003
4. Britni Sneed, LS	31	2001
5. Chelsey Sakizzie, UF	28	1998
6. Chelsea Wilkinson, UG	23	2014
Emily Turner, LS	23	2006

INNINGS PITCHED

Player, School	No.	Year
1. Autumn Anderson, MS	42.2	1998
2. Chelsey Sakizzie, UF	37.2	1997
3. Megan Matthews, SC	36.0	2000
4. Kristin Schmidt, LS	33.1	2003
5. Megan Matthews, SC	32.0	2001

FEWEST EARNED RUNS ALLOWED

(Min. 7 inn. pitched)

Player, School	No.	Year
1. Ashley Czechner, LS	0	2014
Chrissy Owens, UA	0	2006
Monica Abbott, UT	0	2006
Stephanie VanBrakle, UA	0	2003
Ashley Lewis, LS	0	2001
Ashley Lewis, LS	0	2000
Ashley Lewis, LS	0	1999
Buffy Walker, UT	0	1997
9. 14 tied at	1	

FEWEST HITS ALLOWED

(Min. 7 inn. pitched)

Player, School	No.	Year
1. Baylee Corbello, LS	2	2014
Kelsi Dunne, UA	2	2011
Ashley Lewis, LS	2	2001
Melissa Bautista, UA	2	2000
5. Chrissy Owens, UA	3	2006
Stephanie VanBrakle, UA	3	2003
7. Ashley Czechner, LS	4	2014
Melissa Massey, MS	4	2003
Kristin Schmidt, LS	4	2002
Renise Landry, UF	4	2000
Britni Sneed, LS	4	2000

FEWEST WALKS ALLOWED

(Min. 7 inn. pitched)

Player, School	No.	Year
1. Melanie Henkes, SC	0	2003
2. 12 tied at	1	

FIELDING

PUTOUTS

Player, School	No.	Year
1. Ginger Jones, UA	57	1998
2. Jen Cirigliano, AR	52	1999

ASSISTS

Player, School	No.	Year
1. Kelly Kretschman, UA	24	1998

ERRORS

Player, School	No.	Year
1. Andrea Smith, LS	4	2006
Elisha Humphrey, UT	4	2003
Brittney Ezell, UA	4	1998
Kelli Glass, UT	4	1998

DOUBLE PLAYS

Player, School	No.	Year
1. Candice Fode & Tracy Reidhead, UT	3	1997

TEAM

BATTING AVERAGE

School	Avg.	Year
1. South Carolina387	1997
2. South Carolina373	2002
3. Alabama356	2010
4. Auburn337	2002
5. Auburn323	2014

AT-BATS

School	No.	Year
1. Arkansas	166	1999
2. Mississippi State	159	1998
Florida	159	1997
4. Georgia	158	2002
5. Alabama	156	1998

RUNS SCORED

School	No.	Year
1. South Carolina	25	2002
2. LSU	24	1999
Alabama	24	1998
4. Georgia	23	2004
5. Florida	22	2009
Georgia	22	2002
LSU	22	1998

HITS

School	No.	Year
1. South Carolina	44	2002
Florida	44	1997
3. Alabama	42	1998
4. Georgia	41	2002
5. Mississippi State	39	1998

RUNS BATTED IN

School	No.	Year
1. South Carolina	24	2002
2. Georgia	23	2011
3. Florida	22	2009
4. LSU	21	1998
Alabama	21	1998
6. Tennessee	20	2011
Georgia	20	2004

DOUBLES

School	No.	Year
1. LSU	7	2000
2. LSU	6	2007
Georgia	6	2004
Tennessee	6	2004
South Carolina	6	2002
South Carolina	6	2000
Mississippi State	6	1999
LSU	6	1999
Alabama	6	1998

SEC TOURNAMENT RECORDS

TRIPLES

School	No.	Year
1. Alabama	4	1998
2. Florida	2	2009
Georgia	2	2002
LSU	2	2002
LSU	2	2000
LSU	2	1999
South Carolina	2	1997

HOME RUNS

School	No.	Year
1. Florida	6	2009
Alabama	6	1998
3. Auburn	4	2014
Kentucky	4	2014
Alabama	4	2010
Georgia	4	2004
South Carolina	4	2002
South Carolina	4	1999

WALKS

School	No.	Year
1. LSU	21	2003
LSU	21	2002
3. Kentucky	15	2014
4. Alabama	14	1998
5. Alabama	13	2012
Alabama	13	2010
Alabama	13	2004
8. Florida	11	2009
Alabama	11	2003
Alabama	11	1999
Florida	11	1998
Tennessee	11	1998

STRIKEOUTS

School	No.	Year
1. Georgia	44	2002
2. Florida	33	1997
3. Kentucky	29	2014
4. Florida	28	2003
LSU	28	2003

STOLEN BASES

School	SB	Year
1. Georgia	10	2002
2. Alabama	8	2012
3. LSU	7	2000
4. Alabama	6	2010
Florida	6	1997

SACRIFICE HITS

School	No.	Year
1. Auburn	7	2003
Florida	7	1997
Florida	7	1998
Mississippi State	7	1998
5. Six tied at	6	

PITCHING RECORDS

VICTORIES

School	W-L	Year
1. Alabama	4-0	2003
LSU	4-0	2002
LSU	4-0	2001
LSU	4-0	1999
5. LSU	4-1	2004
South Carolina	4-1	2000
Alabama	4-1	1998

EARNED RUN AVERAGE

School	ERA	Year
1. Alabama	0.00	2006
LSU	0.00	1999
3. LSU	0.88	2014
4. LSU	0.25	2001
5. LSU	0.26	2000
6. Tennessee	0.33	2006
7. South Carolina	0.37	1997
8. South Carolina	0.44	2001

COMPLETE GAMES

School	No.	Year
1. LSU	5	2003
South Carolina	5	2000
Florida	5	1998
Mississippi State	5	1998
Florida	5	1997

SHUTOUTS

School	No.	Year
1. LSU	3.0	1999
Mississippi State	3.0	1998
3. Nine tied at	2.0	

INNINGS PITCHED

School	No.	Year
1. Arkansas	45.0	1999
2. Mississippi State	43.2	1998
3. LSU	42.0	2003
4. Georgia	41.1	2002
5. Florida	41.0	1997

FEWEST EARNED RUNS ALLOWED

School	No.	Year
1. Alabama	0	2010
Alabama	0	2006
LSU	0	1999
4. 11 tied at	1	

FEWEST HITS ALLOWED

School	No.	Year
1. Arkansas	4	2006
2. Florida	5	2014
Kentucky	5	2010
4. LSU	6	2014
Georgia	6	2010
6. Tennessee	7	2014
South Carolina	7	1997

FEWEST WALKS ALLOWED

School	No.	Year
1. Arkansas	0	2006
2. South Carolina	1	2000
South Carolina	1	1999
Tennessee	1	1997
5. Six at	2	

SEC TOURNAMENT RECORDS

SEC TOURNAMENT SINGLE-GAME RECORDS

INDIVIDUAL

BATTING

Runs Scored:	.3	– 9 times. Last: Kirsten Shortridge, LSU vs. Florida (5/14/10)
RBI:	.5	– 2 times. Last: Amber Garza, Texas A&M vs. Alabama (5/8/13)
Hits:	.4	– 6 times. Last: Sami Fagan, Florida vs. Tennessee (5/11/12)
Doubles:	.2	– 6 times. Last: Megan Wiggins, Georgia vs. Tennessee (5/13/10)
Triples:	.2	– Dee Douglas, LSU vs. Georgia (5/13/99)
Home Runs:	.2	– Jessica Spigner, Tennessee vs. Georgia (5/14/11)
Walks:	.3	– Kate Jaspers, Mississippi State vs. South Carolina (5/9/02)
Stolen Bases:	.3	– 2 times. Last: Jennifer Fenton, Alabama vs. Mississippi State (5/10/12)
Strikeouts:	.3	– 18 times. Last: A.J. Andrews, LSU vs. Kentucky (5/9/14)
Sacrifice Hits:	.3	– Katie Lewis, Georgia vs. Mississippi State (5/14/04)
Sacrifice Flies:	.2	– Karrie Rider, Mississippi State vs. Auburn (5/12/00)
Hits in Consecutive At-Bats:	.7	– Kristi Durant, Tennessee (5/9-10/03)
Games Played:	.6	– 4 times

PITCHING

Innings Pitched:	.10	– 5 Times. Last: Dani Hofer, LSU vs. South Carolina (5/10/07)
Strikeouts:	.14	– 2 Times. Last: Kristin Schmidt, LSU vs. South Carolina (5/13/04)
Most Hits Allowed:	.13	– Jamie Rassmussen, Auburn vs. LSU (5/11/00)
Fewest Hits Allowed:	.0	– Trinity Johnson/Nikki Beers, South Carolina vs. Auburn (5/10/97)
Most Walks Allowed:	.8	– Christie Hamilton, Georgia vs. Tennessee (5/8/08)
Hit Batters:	.8	– Kelsey Nunley, Kentucky vs. Mississippi St. (5/7/12)
Appearances:	.6	– Chelsey Sakizzie, UF (1997)
Games Started:	.5	– 4 Times. Last: Kristin Schmidt, LSU (2004)
Consecutive Scoreless Innings:	.20	– Megan Matthews, USC (2000-2001)

TEAM

GENERAL

Consecutive Wins:	.9	– LSU (2001-2003)
Games Played:	.6	– Florida (1997), Miss. State (1998); Arkansas (1999), Georgia (2002); LSU (2003)
Longest Game (Innings):	.10	– Alabama 5, LSU 3 (5/9/98); Arkansas 3, Tennessee 2 (5/15/99) LSU 4, Arkansas 3 (5/16/99); LSU 2, South Carolina 1 (5/10/07)
Longest Game (Time):	.2:54	– Alabama 5, LSU 3 (5/9/98)

HITTING

Runs Scored:	.11	– South Carolina vs. Mississippi State (5/9/02); LSU vs. Tennessee (5/7/09); Florida vs. Tennessee (5/8/09)
RBI:	.11	– Florida vs. Tennessee (5/8/09)
Hits:	.17	– LSU vs. Tennessee (5/7/09)
Doubles:	.4	– 2 times. Last: Auburn vs. Alabama (5/11/02)
Triples:	.3	– South Carolina vs. Georgia (5/14/99)
Home Runs:	.4	– 2 times. Last: Georgia vs. Tennessee (5/14/11)
Walks:	.7	– 3 times. Last: LSU vs. Georgia (5/12/06)
Stolen Bases:	.8	– LSU vs. Tennessee (5/7/09)
Strikeouts:	.14	– Georgia vs. LSU (5/12/02)
Sacrifice Hits:	.5	– Auburn vs. Tennessee (5/9/03)

PITCHING

Innings Pitched:	.10.0	– 5 times. Last: LSU vs. South Carolina (5/10/07)
Strikeouts:	.14	– LSU vs. Georgia (5/10/01)
Hits Allowed:	.17	– LSU vs. Tennessee (5/7/09)
Walks Allowed:	.8	– Four times -Last: LSU vs. Alabama (5/9/08)
Hit Batters:	.8	– Kentucky vs. Mississippi St. (5/7/14)

FIELDING

Putouts:	.30	– 3 times. Last: LSU vs. South Carolina (5/10/07)
Assists:	.19	– Arkansas vs. Tennessee (5/13/99)
Errors:	.6	– 2 times. Florida vs. LSU (5/13/05)
Double Plays:	.3	– LSU vs. South Carolina (5/10/03)

SEC ALL-TOURNAMENT TEAM

1997

Trinity Johnson, South Carolina (P) [MVP]; Ashley Camp, Auburn (C); Brenda Espinoza, Auburn (P); Kristin Sandler, Florida (OF); Tyra Perry, LSU (OF); Sky Brown, South Carolina (3B); Carrie Lyons, South Carolina (DP/UTL); Kendra McCutcheon, South Carolina (SS); Tina Plew, South Carolina (OF); Kim Schultze, South Carolina (2B); Leanna Troesh, South Carolina (1B).

1998

Autumn Anderson, Mississippi State (P) [MVP]; Chelsey Sakizzie, Florida (P); Carrie Moreman, Alabama (C); Leanna Troesh, South Carolina (1B) Jodi Otten, LSU (2B); Michelle Gates, Mississippi State (3B); Karrie Rider, Mississippi State (SS); Kierstin Arntsen, Alabama (OF); Dee Douglas, LSU (OF); Jennifer Lutsi, Florida (OF); Nichole Henry, Mississippi State (DP/UTL).

1999

Tammy Kincaid, Arkansas (P); Ashley Lewis, LSU (P) [MVP]; Keri McCallum, Mississippi State (C); Shaunte Fremin, LSU (1B); Aly Sartini, Arkansas (2B); Amanda Venable, Tennessee (3B); Tara Asbill, LSU (SS); Dee Douglas, LSU (OF); Dana Gulick, Arkansas (OF); Kellie Wilkerson, Mississippi State (OF); Kenyail Norris, Tennessee (DP/UTL).

2000

Britni Sneed, LSU; Danica Howlett, Arkansas; Ginger Jones, Alabama; Stephanie Hastings, LSU; Jen Cirigliano, Arkansas; Jenn Mossadeghi, Florida; Joyce McMillin, South Carolina; Jodi Fittro, South Carolina; Dee Douglas, LSU; Ashley Lewis, LSU; Megan Matthews (MVP), South Carolina.

2001

Megan Matthews, South Carolina; Michelle Martin, Auburn; Christy Connor, LSU; Debralee Troesh, South Carolina; Tiffany Wolley, Arkansas; Stephanie Hastings, LSU; Kellie Wilkerson, Mississippi State; Megan Donohoo, LSU; Dee Douglas, LSU; Danica Howlett, Arkansas; Britni Sneed (MVP), LSU.

2002

Danielle Quinones, South Carolina; Christy Conner, LSU; Suzanne Olcott, Alabama; Samantha Jennings, South Carolina; Amber Curtis, South Carolina; Nicole Barber, Georgia; Trena Peel, LSU; Adrianna Baggetta, South Carolina; Michelle Green, Georgia; Nichole Urban, Georgia; Britni Sneed (MVP), LSU.

2003

Kristen Butler, Florida; Christy Conner, LSU; Dominique Accetturo, Alabama; Kristi Durant, Tennessee; Ashley Godfrey, Georgia; Jennifer Nelson, Miss. State; Jodi Fittro, South Carolina; Sarah Fekete, Tennessee; Stephanie VanBrakle, Alabama; Jenny Gladding; Kristin Schmidt (MVP), LSU.

2004

Kasi Carroll, Georgia; Shannon McKeon, Georgia; Jackie McClain, Alabama; Megan McAllister, Georgia; Jade Jarvis, Georgia; Lindsey Schutzler, Tennessee; Iyha McMichael, Mississippi State; Sara Fekete, Tennessee; Leslie Klein, LSU; Paige Jones, Auburn; SEC Tournament MVP, Kristin Schmidt (MVP), LSU.

2005

Jennifer Wright, Alabama; Monica Abbott, Tennessee; Ashley Courtney, Alabama; Stephanie Hill, LSU; Katie Lewis, Georgia; Jessica Doucette, Georgia; Dominique Accetturo, Jackie Wilkins, Alabama; Jordan Praytor,

Alabama; Amy Shaw, Auburn; Stephanie VanBrakle; Stephanie VanBrakle (MVP), Alabama.

2006

Emily Turner, LSU; Killian Roessner, LSU; Tonya Callahan, Tennessee; Vanessa Soto, LSU; Lauren Delahoussaye, LSU; Lindsay Schutzler, Tennessee; Sarah Fekete, Tennessee; Brittany Rogers, Alabama; Katherine Card, Tennessee, India Chiles, Tennessee; Monica Abbott (MVP), Tennessee

2007

Stacey Nelson, UF; Dani Hofer, LSU; McKenna Hughes, SC; Kellie Eubanks, UA; Kim Waleszonina, UF; Melissa Zick, Florida; Shannon Stein, LSU; Rachel Mitchell, LSU; Leslie Klein, LSU; Lindsay Schutzler, UT; Tiffany Huff, UT; Dani Hofer (MVP), LSU

2008

Erinn Webb, Tennessee; Tonya Callahan, Tennessee; Shannon Stein, LSU; Quinlan Duhon, LSU; Charlotte Morgan, Alabama; Whitney Larsen, Alabama; Kelsi Dunne, Alabama; Ali Gardiner, Florida; Francesca Enea, Florida; Mary Ratliff, Florida; Stacey Nelson, Florida (MVP)

2009

Molly Johnson, Kentucky; Rachel Riley, Kentucky; Erinn Webb, Tennessee; Jen Lapicki, Tennessee; Charlotte Morgan, Alabama; Lauren Parker, Alabama; Ashley Holcombe, Alabama; Aja Paculba, Florida; Kelsey Bruder, Florida; Corrie Brooks, Florida; Kristina Hilberth, Florida (MVP)

2010

Megan Bush, Florida; Corrie Brooks, Florida; Kelly Grieve, Tennessee; Ivy Renfro, Tennessee; Cody Trahan, LSU; Jessica Mouse, LSU; Kirsten Shortridge, LSU; Jennifer Fenton, Alabama; Whitney Larsen, Alabama; Kayla Braud, Alabama; Kelsi Dunne, Alabama (MVP)

2011

Angel Bunner, Auburn; Lauren Guzman, Auburn; Whitney Larsen, Alabama; Jennifer Fenton, Alabama; Morgan Montemayor, Georgia; Ashley Razey, Georgia; Megan Wiggins, Georgia; Shelby Burchell, Tennessee; Jessica Spigner, Tennessee; Raven Chavanne, Tennessee; Ellen Renfro, Tennessee (MVP).

2012

Madison Shipman, Tennessee; Raven Chavanne, Tennessee; Paige Wilson, Georgia; Erin Arevalo, Georgia; Sami Fagan, Florida; Lauren Haeger, Florida; Cheyenne Coyle, Florida; Kayla Braud, Alabama; Jennifer Fenton, Alabama; Kaila Hunt, Alabama; Jackie Traina (MVP), Alabama.

2013

Paige Wilson, Georgia; Chelsea Wilkinson, Georgia; Raven Chavanne, Tennessee; Lauren Gibson, Tennessee; Chelsea Thomas, Missouri; Kelsea Roth, Missouri; Jenna Marston, Missouri; Taylor Schwartz, Florida; Stephanie Tofft, Florida; Kelsey Stewart, Florida; Kristi Merrit (MVP), Florida

2014

Ashley Czechner, LSU; Bailey Landry, LSU; Kallie Case, Alabama, Haylie McCleney, Alabama; Kelsey Nunley, Kentucky; Nikki Sagermann, Kentucky; Christian Stokes, Kentucky; Geri Ann Glasco, Georgia, Alex Hugo, Georgia; Paige Wilson, Georgia; Chelsea Wilkinson (MVP), Georgia

2015 SCHEDULE

FEBRUARY

5	at South Alabama	6 p.m.
6	1-vs. Eastern Kentucky	3 p.m.
	1-vs. Houston	6 p.m.
7	1-vs. Florida Gulf Coast	3 p.m.
	1-vs. Florida International	6 p.m.
8	1-vs. McNeese State	1 p.m.
11	at Samford	6 p.m.
13	2-vs. Pacific	2:30 p.m.
	2-at Stanford	7:30 p.m.
14	2-vs. Cal Poly	12 p.m.
	2-at Stanford	2:30 p.m.
15	2-vs. Pacific	11 a.m.
17	at UAB	6 p.m.
20	3-MICHIGAN (SEC Network+)	4 p.m.
	3-JAMES MADISON (SEC Network+)	6 p.m.
21	3-MICHIGAN (SEC Network+)	1:30 p.m.
	3-JAMES MADISON (SEC Network+)	4 p.m.
22	3-LIPSCOMB (SEC Network+)	1:30 p.m.
25	at Jacksonville State	5 p.m.
27	4-LA. LAFAYETTE (SEC Network+)	6:30 p.m.
28	4-LA. LAFAYETTE (SEC Network+)	2:30 p.m.

MARCH

1	4-LA. LAFAYETTE (SEC Network+)	1:30 p.m.
6	OLE MISS* (SEC Network+)	6:30 p.m.
7	OLE MISS* (SEC Network+)	2 p.m.
8	OLE MISS* (SEC Network+)	1:30 p.m.
10	UAB (SEC Network+)	6 p.m.
13	at Georgia* (SEC Network+)	5 p.m.
14	at Georgia* (SEC Network)	1:30 p.m.
15	at Georgia* (SEC Network)	1 p.m.
18	GEORGIA STATE (SEC Network+)	6 p.m.
21	FLORIDA* (ESPNU)	1 p.m.
22	FLORIDA* (ESPNU)	4:30 p.m.
23	FLORIDA* (SEC Network)	6 p.m.
25	GEORGIA TECH (SEC Network+)	2 p.m.
27	TEXAS A&M* (SEC Network+)	6:30 p.m.
28	TEXAS A&M* (SEC Network+)	2 p.m.
29	TEXAS A&M* (SEC Network+)	1:30 p.m.
31	MISSISSIPPI VALLEY STATE (SEC Network+)	6 p.m.

APRIL

1	SOUTHERN MISS	6 p.m.
3	at Kentucky* (SEC Network+)	5 p.m.
4	at Kentucky* (ESPNU)	11 a.m.
5	at Kentucky* (SEC Network)	2:30 p.m.
8	vs. Middle Tennessee State	6:30 p.m.
15	NC STATE (SEC Network)	6 p.m.
17	at Auburn* (ESPNU)	7:30 p.m.
18	at Auburn* (ESPNU)	5 p.m.
19	at Auburn* (SEC Network+)	1 p.m.
21	TROY (SEC Network+)	6 p.m.
23	TENNESSEE* (ESPN)	7 p.m.
24	TENNESSEE* (SEC Network+)	6:30 p.m.
25	TENNESSEE* (SEC Network+)	2 p.m.

MAY


1	at Arkansas* (SEC Network+)	6 p.m.
2	at Arkansas* (ESPNU)	8 p.m.
3	at Arkansas* (SEC Network+)	2 p.m.
6-9	at SEC Tournament (Baton Rouge, La.)	TBA

*SEC Game • Home Games in **BOLD CAPS**

1-Sand Dollar Classic (Gulf Shores, Ala.); 2-Stanford Nike Invitational (Stanford, Calif.); 3-Easton Bama Bash (Tuscaloosa, Ala.); 4-Easton Crimson Classic (Tuscaloosa, Ala.)

All times Central and subject to change

ALABAMA





ALABAMA

ALABAMA • ARKANSAS • AUBURN • FLORIDA • GEORGIA • KENTUCKY • LSU • OLE MISS

University of Alabama Crimson Tide Quick Facts

GENERAL INFORMATION

LOCATION: Tuscaloosa, Ala.
FOUNDED: 1831
ENROLLMENT: 36,155
NICKNAME: Crimson Tide
COLORS: Crimson (PMS 201) & White
STADIUM (CAPACITY): Rhoads Stadium (3,940)
DIMENSIONS: LF – 200; CF – 220; RF – 200
LETTERWINNERS RETURNING/LOST: 13/5
POSITION STARTERS RETURNING/LOST: 8/2
PITCHERS RETURNING/LOST: 2/1
NEWCOMERS: 5
2014 RECORD: 53-13
2014 SEC RECORD/FINISH: 19-5/1st
2014 FINAL RANKINGS: No. 2 USA Today/
 NFCA, No. 2 ESPN.com/USA Softball

MEDIA INFORMATION

MAILING ADDRESS: Communications Office,
 Box 870391, Tuscaloosa, AL 35487
OVERNIGHT ADDRESS: Coleman Coliseum
 Rm 170, 1201 Coliseum Boulevard,
 Tuscaloosa, AL 35487
MEDIA RELATIONS OFFICE PHONE:
 (205) 348-6084
SOFTBALL CONTACT: Nathan Sheehan
WORK PHONE: (205) 348-6734
CELL PHONE: (847) 846-9894
EMAIL: nsheehan@ia.ua.edu
FAX: (205) 348-8841
PRESS BOX PHONE: (205) 348-0909
WEBSITE: www.rolltide.com

OVERALL RECORD: 870-246 (17 years)
SOFTBALL OFFICE PHONE: (205) 348-4455

TEAM HISTORY

ALL-TIME RECORD: 920-273
ALL-TIME SEC RECORD: 377-128
SEC CHAMPIONSHIPS: 5 (2006, 2010-2012,
 2014)
SEC TOURNAMENT APPEARANCES: 18
 (1997-2014)
SEC TOURNAMENT TITLES: 5 (1998, 2003,
 2005, 2010, 2012)
SEC TOURNAMENT RECORD: 34-21
NCAA APPEARANCES: 16 (1999-2014)
NCAA SUPER REGIONAL APPEARANCES:
 10 (2005-14)
WCWS APPEARANCES: 9 (2000, 2003, 2005-
 06, 2008-09, 2011-12, 2014)
NATIONAL CHAMPIONSHIPS: 1 (2012)
ALL-TIME NCAA RECORD: 75-36

SOFTBALL STAFF

HEAD COACH: Patrick Murphy (Northern Iowa,
 1988)
RECORD AT ALABAMA: 842-226 (16 years)

PATRICK MURPHY

Head Coach
 Northern Iowa, 1988



COACHING STAFF



PATRICK MURPHY
 Head Coach



ALYSSON HABETZ
 Associate Head Coach



STEPHANIE VANBRAKLE
 Assistant Coach

ADMINISTRATION



DR. JUDY BONNER
 President



DR. KEVIN WHITAKER
 Faculty Athletic Representative



BILL BATTLE
 Athletics Director



MARIE ROBBINS
 Senior Woman Administrator



NATHAN SHEEHAN
 Softball SID

NUMERICAL ROSTER

No.	Name
2	Demi Turner
3	Peyton Grantham
4	Rachel Bobo
5	Chandler Dare
7	Kayla Rettig
8	Haylie McCleney
9	Marisa Runyon
12	Kallie Case
15	Danae Hays
17	Jadyn Spencer
18	Andrea Hawkins
19	Danielle Richard
20	Carrigan Fain
21	Chaunsey Bell
23	Leslie Jury
24	Leona Lafaele
27	Alexis Osorio
28	Sydney Littlejohn

2015 ALPHABETICAL ROSTER

No.	Name	Pos.	B/T	Ht.	Cl.	Hometown
21	Chaunsey Bell	C	R/R	5-10	Sr.	Indianapolis, Ind.
4	Rachel Bobo	OF	L/R	5-3	Fr.	Seabrook, Texas
12	Kallie Case	UT	L/R	5-6	Jr.	Suwanee, Ga.
5	Chandler Dare	UT	L/R	5-2	So.	Tuscaloosa, Ala.
20	Carrigan Fain	C	R/R	5-8	Fr.	Mt. Olive, Ala.
3	Peyton Grantham	IF	R/R	5-5	So.	Daphne, Ala.
18	Andrea Hawkins	OF	L/R	5-5	Jr.	Bay City, Texas
15	Danae Hays	IF	R/R	5-8	Sr.	Morris, Ala.
23	Leslie Jury	RHP	R/R	6-0	Sr.	Anderson, S.C.
24	Leona Lafaele	UT	R/R	5-8	Jr.	Sacramento, Calif.
28	Sydney Littlejohn	RHP	R/R	6-0	So.	Rusk, Texas
8	Haylie McCleney	OF	L/L	5-4	Jr.	Morris, Ala.
27	Alexis Osorio	P	R/R	5-8	Fr.	Riverside, Calif.
7	Kayla Rettig	OF	R/R	5-9	Fr.	Staunton, Ill.
19	Danielle Richard	UT	R/R	5-2	Sr.	Priceville, Ala.
9	Marisa Runyon	IF	L/R	5-10	So.	Myrtle Beach, S.C.
17	Jadyn Spencer	UT	R/R	5-10	Sr.	Waterloo, Iowa
2	Demi Turner	IF	L/R	5-4	Fr.	Huntsville, Texas



SYDNEY LITTLEJOHN

Sophomore • RHP • Rusk, Texas

Sydney Littlejohn and her devastating curveball burst onto the scene in 2014, pitching in some of the most crucial innings for the Crimson Tide during its run to the 2014 Women's College World Series. With an out-right SEC championship on the line, she gutted out a complete-game victory over Missouri in her first ever SEC start, a 3-1 win that gave Alabama its fifth SEC regular season title. In the NCAA Super Regional opener against Nebraska, Littlejohn entered in relief in the fifth inning trailing the Huskers, 5-4, and pitched eight shutout innings in a marathon 12-inning comeback victory for Alabama. Littlejohn posted an 11-2 record in 2014 and sported a team-leading 1.49 ERA.



HAYLIE McCLENEY

Junior • OF • Morris, Ala.

In just two seasons at Alabama, Haylie McCleney is already on the short list as one of the best players in Crimson Tide history. She is the sixth player in Alabama history to be named an All-American in her first two seasons, though she is just the third amongst those to earn First Team honors in her sophomore season. She is also just the second player in program history to be named a First Team All-American and First Team Academic All-American in the same season, taking home both honors in 2014.

2015 SCHEDULE

ARKANSAS

FEBRUARY

6	1-vs. Penn State	2:45 p.m.
	1-at FAU	5 p.m.
7	1-vs. LIU	8 a.m.
	1-vs. Kansas	12:30 p.m.
8	1-vs. Georgia Tech	10:15 a.m.
13	2-vs. Florida A&M	3 p.m.
	2-vs. Liberty	5:30 p.m.
14	2-vs. Louisville	3 p.m.
	2-at UCF	5:30 p.m.
15	2-vs. Chattanooga	8 a.m.
20	3-JACKSONVILLE STATE (SEC Network+)	3 p.m.
	3-CREIGHTON (SEC Network+)	5:30 p.m.
21	3-NORTHERN COLORADO	11:30 a.m.
	3-Semifinal	2:30/5 p.m.
22	3-Third Place/Championship	10 a.m./12:30 p.m.
27	4-UAB	3 p.m.
	4-WESTERN ILLINOIS	5:30 p.m.
28	4-VALPARAISO	11:30 a.m.
	4-Semifinal	2:30/5 p.m.

MARCH

1	4-Third Place/Championship	10 a.m./12:30 p.m.
6	at LSU*	6 p.m.
7	at LSU* (SEC Network+)	4 p.m.
8	at LSU* (SEC Network)	2:30 p.m.
10	TULSA (SEC Network+)	5 p.m.
12	at Missouri State	5 p.m.
14	TEXAS (SEC Network+)	1 p.m.
15	TEXAS (SEC Network)	6:30 p.m.
16	TEXAS (SEC Network)	8 p.m.
20	at Georgia* (SEC Network+)	5 p.m.
21	at Georgia* (SEC Network+)	1 p.m.
22	at Georgia* (SEC Network)	2 p.m.
24	at Jacksonville State	4 p.m.
27	OLE MISS* (SEC Network+)	6 p.m.
28	OLE MISS*	1 p.m.
29	OLE MISS* (SEC Network+)	1 p.m.
31	at Tulsa	5 p.m.

APRIL

4	MISSISSIPPI STATE*	1 p.m.
5	MISSISSIPPI STATE* (SEC Network)	5 p.m.
6	MISSISSIPPI STATE* (SEC Network)	6 p.m.
8	at Oklahoma	5 p.m.
10	at South Carolina* (SEC Network+)	5 p.m.
11	at South Carolina* (SEC Network+)	12 p.m.
12	at South Carolina* (SEC Network+)	12 p.m.
15	vs. Mississippi Valley State (Sherwood, Ark.)	3 p.m.
	vs. Mississippi Valley State (Sherwood, Ark.)	6 p.m.
17	MISSOURI* (SEC Network+)	6 p.m.
18	MISSOURI* (SEC Network+)	1 p.m.
19	MISSOURI* (SEC Network+)	1 p.m.
24	at Auburn* (SEC Network+)	6 p.m.
25	at Auburn* (SEC Network+)	6 p.m.
26	at Auburn* (SEC Network+)	1 p.m.
29	SOUTHEAST MISSOURI (SEC Network+)	3 p.m.
	SOUTHEAST MISSOURI (SEC Network+)	5 p.m.

MAY

1	ALABAMA* (SEC Network+)	6 p.m.
2	ALABAMA* (ESPNU)	8 p.m.
3	ALABAMA* (SEC Network+)	2 p.m.
6-9	SEC Tournament (Baton Rouge, La.)	TBA

*SEC Game • Home Games in **BOLD CAPS**

1-FAU Kick-Off Classic (Boca Raton, Fla.); 2-Dot Richardson Invitational (Clermont, Fla.); 3-Razorback Invitational (Fayetteville, Ark.); 4-Wooo Pig Classic (Fayetteville, Ark.)
All time Central and subject to change





ARKANSAS

ALABAMA • ARKANSAS • AUBURN • FLORIDA • GEORGIA • KENTUCKY • LSU • OLE MISS

University of Arkansas

Razorback Quick Facts

GENERAL INFORMATION

LOCATION: Fayetteville, Ark.
FOUNDED: 1871
ENROLLMENT: 25,365
NICKNAME: Razorbacks
COLORS: Cardinal and White
STADIUM (CAPACITY): Bogle Park (1,200)
DIMENSIONS: Right/Left Field – 200,
 Center – 220
LETTERWINNERS RETURNING/LOST: 11/10
POSITION STARTERS RETURNING/LOST:
 7/5
PITCHERS RETURNING/LOST: 2/3
NEWCOMERS: 12
2014 RECORD: 27-28
2014 SEC RECORD/FINISH: 5-19/12th

MEDIA INFORMATION

MAILING ADDRESS: 131 Barnhill Arena,
 Fayetteville, AR 72703
MEDIA RELATIONS OFFICE PHONE:
 (479) 575-4898
SOFTBALL CONTACT: Zach Lawson
OFFICE: (479) 575-7089
CELL: (479) 575-2358
EMAIL: zlawson@uark.edu
FAX: (479) 575-7481
PRESS BOX PHONE: (479) 575-7256
WEBSITE: arkansasrazorbacks.com

SOFTBALL STAFF

HEAD COACH: Mike Larabee (Washington
 State, 1986)
RECORD AT ARKANSAS: 133-144 (5 years)
OVERALL RECORD: 247-291 (10 years)
SOFTBALL OFFICE PHONE: (479) 575-6620
SOFTBALL OFFICE FAX: (479) 575-2766

TEAM HISTORY

ALL-TIME RECORD: 507-597-1 (18 years)
ALL-TIME SEC RECORD: 178-328 (18 years)
SEC CHAMPIONSHIPS: 0
SEC TOURNAMENT APPEARANCES: 9
 (1998-2002, 2006, 2009-10, 2013)
SEC TOURNAMENT TITLES: 0
SEC TOURNAMENT RECORD: 9-14
NCAA APPEARANCES: 6 (2000, 2002, 2008-
 09, 2012-13)
NCAA SUPER REGIONAL APPEARANCES: 0
WCWS APPEARANCES: 0
NATIONAL CHAMPIONSHIPS: 0

MIKE LARABEE

Head Coach
 Washington State,
 1986



COACHING STAFF



MIKE LARABEE
 Head Coach



SUE CARPENTER
 Assistant Coach



RANDI DAVIS
 Assistant Coach

ADMINISTRATION



DR. G. DAVID GEARHART
 Chancellor



DR. SHARON HUNT
 Faculty Representative



JEFF LONG
 Vice Chancellor and AD



JULIE CROMER
 Senior Woman Administrator



ZACH LAWSON
 Softball SID

NUMERICAL ROSTER

No. Name

1	Kasey Fagan
2	Jessie Mullen
3	Parker Pocklington
4	Marley Harmon
5	Kala Crisp
6	Tori Cooper
7	Jessica Harrison
8	Autumn Russell
9	Kate James
10	Sierra Bronkey
11	Savannah Warren
12	Loren Krzysko
13	Grace Moll
14	Stephanie Canfield
15	Rachel Box
17	Madison Yannetti
19	Lauren Archuleta
21	Kylie Smith
22	Claire Clark
23	Megan Pearson
24	Shelby Hiers
26	Sydney Wright
27	Haley Meinen
29	Nicole Schroeder
30	Devon Wallace
32	Allison Stewart
33	Oakley Sisemore
44	Ileana Aleman

2015 ALPHABETICAL ROSTER

No.	Name	Pos.	B/T	Ht.	Cl.	Hometown
44	Ileana Aleman	IF	R/R	5-3	Fr.	Pharr, Texas
19	Lauren Archuleta	IF	R/R	5-8	Fr.	Rockwall, Texas
15	Rachel Box	IF	R/R	5-6	R-Fr.	White Hall, Ark.
10	Sierra Bronkey	IF	L/R	5-6	R-Jr.	Edmond, Okla.
14	Stephanie Canfield	OF	L/R	5-9	Jr.	St. Joseph, Ill.
22	Claire Clark	OF	R/R	5-11	Jr.	Wynne, Ark.
6	Tori Cooper	OF	L/L	5-5	Fr.	Nederland, Texas
5	Kala Crisp	OF	R/R	5-5	R-Jr.	Farmington, Texas
1	Kasey Fagan	IF	R/R	5-11	Sr.	Dunnellon, Fla.
4	Marley Harmon	C	R/R	5-10	So.	Kimberling City, Mo.
7	Jessica Harrison	IF	R/R	5-9	So.	Magnolia, Texas
24	Shelby Hiers	C	R/R	5-7	So.	Quitman, Ga.
9	Kate James	C	R/R	6-0	Jr.	Maize, Kan.
12	Loren Krzysko	IF	R/R	5-3	R-Fr.	Barrington, Ill.
27	Haley Meinen	RHP	R/R	5-6	Fr.	Houston, Texas
13	Grace Moll	RHP	R/R	5-9	So.	Shelbyville, Ill.
2	Jessie Mullen	IF	R/R	5-9	Fr.	Niceville, Fla.
23	Megan Pearson	IF	R/R	5-8	Sr.	Centerville, Ohio
3	Parker Pocklington	IF	R/R	5-4	So.	Centralia, Wash.
8	Autumn Russell	OF	R/R	5-7	Fr.	Greenbriar, Ark.
29	Nicole Schroeder	IF	R/R	5-10	R-So.	Yorba Linda, Calif.
33	Oakley Sisemore	OF	R/R	5-5	Fr.	Farmington, Ark.
21	Kylie Smith	OF	L/L	5-4	R-Fr.	Manhattan, Kan.
32	Allison Stewart	RHP	R/R	5-11	Fr.	Olathe, Kan.
30	Devon Wallace	UT	L/R	5-9	Sr.	Double Oak, Texas
11	Savannah Warren	OF	R/R	5-6	Fr.	Katy, Texas
26	Sydney Wright	RHP	R/R	5-8	So.	Jacksonville, Fla.
17	Madison Yannetti	IF	R/R	5-8	Fr.	Mesquite, Texas



KASEY FAGAN

Senior • IF • Dunnellon, Fla.

Fagan earned a spot on the 2014 NFCA All-South Region Second Team after leading the team with 46 RBI, the third-highest season total in program history. She finished second on the team with nine home runs and 47 runs scored and was third for the Razorbacks with a .306 batting average. Fagan recorded nine multi-hit games including a four-hit performance against Butler and had a program-record six RBI in the team's 8-0 win at No. 8 Kentucky.



DEVON WALLACE

Senior • IF • Double Oak, Texas

Capping another standout season in 2014, Wallace was named to the All-SEC Second Team and earned a spot on the NFCA All-South Region Second Team after leading the Razorbacks with 12 home runs, 53 runs scored and 94 total bases. She reached base safely in the final 29 games of the year and became the SEC's all-time leader with 190 career walks. Wallace enters the season tied for ninth in NCAA history in walks and just four home runs shy of breaking the program's career record.

AUBURN

2015 SCHEDULE

FEBRUARY

5	TROY (SEC Network+)	6 p.m.
6	1-UAB (SEC Network+)	7 p.m.
7	1-EVANSVILLE (SEC Network+)	3:30 p.m.
	1-GEORGE WASHINGTON	5:30 p.m.
8	1-APPALACHIAN STATE (SEC Network+)	1 p.m.
	1-CHATTANOOGA (SEC Network+)	3 p.m.
12	2-MERCER (SEC Network+)	4 p.m.
	2-GEORGIA STATE (SEC Network+)	6:30 p.m.
13	2-BALL STATE	7 p.m.
14	2-MERCER (SEC Network+)	2:30 p.m.
	2-EASTERN ILLINOIS (SEC Network+)	4:45 p.m.
15	2-WINTHROP (SEC Network+)	1:30 p.m.
18	GEORGIA STATE (SEC Network+)	5:30 p.m.
20	3-vs. Dartmouth	9 a.m.
	3-at USF	1:45 p.m.
21	3-vs. Marshall	9 a.m.
	3-vs. TBA	TBA
22	3-vs. TBA	TBA
26	4-TEXAS STATE (SEC Network+)	6 p.m.
27	4-OHIO STATE	5 p.m.
28	4-SIUE (SEC Network+)	5 p.m.

MARCH

1	4-SAMFORD	1:30 p.m.
5	5-vs. Long Beach State	3 p.m.
	5-vs. Pacific	5:30 p.m.
6	5-vs. Arizona	7:30 p.m.
	5-at Cal State Fullerton	10 p.m.
7	5-vs. Arizona State	10 p.m.
11	at Troy	6 p.m.
14	at Ole Miss* (SEC Network+)	6 p.m.
15	at Ole Miss* (ESPNU)	4:30 p.m.
16	at Ole Miss* (SEC Network)	6 p.m.
20	KENTUCKY* (SEC Network+)	7 p.m.
21	KENTUCKY* (SEC Network+)	6 p.m.
22	KENTUCKY* (SEC Network+)	12 p.m.
25	at Florida State	4 p.m.
	at Florida State	6 p.m.
27	at Missouri* (SEC Network+)	6:30 p.m.
28	at Missouri* (SEC Network)	7 p.m.
29	at Missouri* (SEC Network)	12 p.m.

APRIL

2	TENNESSEE* (SEC Network+)	6 p.m.
3	TENNESSEE* (SEC Network+)	6 p.m.
4	TENNESSEE* (SEC Network)	3:30 p.m.
8	UAB (SEC Network+)	5:30 p.m.
	at Texas A&M* (SEC Network+)	6:30 p.m.
11	at Texas A&M* (ESPNU)	1 p.m.
12	at Texas A&M* (SEC Network+)	3 p.m.
15	at Samford	6 p.m.
17	ALABAMA* (ESPNU)	7:30 p.m.
18	ALABAMA* (ESPNU)	5 p.m.
19	ALABAMA* (SEC Network+)	1 p.m.
24	ARKANSAS* (SEC Network+)	6 p.m.
25	ARKANSAS* (SEC Network+)	6 p.m.
26	ARKANSAS* (SEC Network+)	1 p.m.

MAY

1	at LSU* (SEC Network+)	6 p.m.
2	at LSU* (SEC Network+)	6 p.m.
3	at LSU* (ESPN)	2 p.m.
6-9	SEC Tournament (Baton Rouge, La.)	TBA

*SEC Game • Home Games in **BOLD CAPS**

1-Plainsman Invite (Auburn, Ala.); 2-Tiger Invitational (Auburn, Ala.); 3-USF Wilson DeMarini Tournament (Tampa, Fla.); 4-Wilson/DeMarini Classic (Auburn, Ala.); 5-Judi Garman Classic (Fullerton, Calif.)

All times are Central and subject to change



Auburn University Tiger Quick Facts

GENERAL INFORMATION

LOCATION: Auburn, Ala.
FOUNDED: 1856
ENROLLMENT: 25,912
NICKNAME: Tigers
COLORS: Burnt Orange and Navy Blue
 (PMS 172 and 289)
STADIUM (CAPACITY): Jane B. Moore Field
 (1,500)
DIMENSIONS: LF – 200; CF – 220; RF – 200
LETTERWINNERS RETURNING/LOST: 16/4
POSITION STARTERS RETURNING/LOST:
 11/3
PITCHERS RETURNING/LOST: 3/0
NEWCOMERS: 7
2014 RECORD: 42-19-1
2014 SEC RECORD/FINISH: 11-13/T8th
2014 FINAL NATIONAL RANKING: No. 20
 USA Today/NFCA, No. 21 ESPN.com/USA
 Softball

MEDIA INFORMATION

MAILING ADDRESS: P.O. Box 351, Auburn,
 AL 36831
MEDIA RELATIONS OFFICE PHONE:
 (334) 844-9800
SOFTBALL CONTACT: John Thomas
OFFICE: (334) 844-9810
CELL: (334) 750-9245
EMAIL: john.thomas@auburn.edu
FAX: (334) 844-9807
PRESS BOX PHONE: (334) 844-5232
WEBSITE: www.auburntigers.com

SOFTBALL STAFF


HEAD COACH: Clint Myers (Arizona State,
 1976)
RECORD AT AUBURN: 42-19-1 (1 year)
OVERALL RECORD: 1356-356-1 (28 years)
SOFTBALL OFFICE PHONE: (334) 844-9654
SOFTBALL OFFICE FAX: (334) 844-4208

TEAM HISTORY

ALL-TIME RECORD: 604-477-2
ALL-TIME SEC RECORD: 223-286
SEC CHAMPIONSHIPS: 0
SEC TOURNAMENT APPEARANCES: 14
 (1997, 2000-06, 2008-12, 2014)
SEC TOURNAMENT TITLES: 0
SEC TOURNAMENT RECORD: 12-21
NCAA APPEARANCES: 10 (2002, 2004-06,
 2008-12, 2014)
NCAA SUPER REGIONAL APPEARANCES: 0
WCWS APPEARANCES: 0
NATIONAL CHAMPIONSHIPS: 0
ALL-TIME NCAA RECORD: 9-20

CLINT MYERS

Head Coach
 Arizona State,
 1976



COACHING STAFF



CLINT MYERS
 Head Coach



SCOTT WOODARD
 Assistant Coach



COREY MYERS
 Assistant Coach

ADMINISTRATION



DR. JAY GOGUE
 President



MARY BOUDREAUX
 Faculty Representative



JAY JACOBS
 Athletics Director



MEREDITH JENKINS
 Senior Woman Administrator



JOHN THOMAS
 Softball SID

NUMERICAL ROSTER

No.	Name
00	Carlee Wallace
1	Tiffany Howard
2	Haley Fagan
3	Morgan Estell
4	Madi Gipson
5	Emily Carosone
7	Emily Spain
8	Jade Rhodes
9	Madison Dickey
10	Anna Gibbs
12	Maria Mitchell
13	Kasey Cooper
14	Kelsey Bogaards
17	Brandi Melero
18	Jordan Rocker
19	Rachael Walters
21	Whitney Jordan
22	Marcy Harper
23	Lexi Davis
25	McKenzie Kilpatrick
27	Victoria Draper
33	Kimberlee Myers
44	Jenna Abbott
77	Sydne Waldrop
93	Courtney Shea

2015 ALPHABETICAL ROSTER

No.	Name	Pos.	B/T	Cl.	Ht.	Hometown
44	Jenna Abbott	P/1B	L/L	So.	5-4	Dawsonville, Ga.
14	Kelsey Bogaards	IF	R/R	Jr.	5-7	Miami, Fla.
5	Emily Carosone	IF	L/R	Jr.	5-4	Orlando, Fla.
13	Kasey Cooper	IF	L/R	So.	5-4	Dothan, Ala.
23	Lexi Davis	RHP	R/R	Jr.	6-2	Charlotte, N.C.
9	Madison Dickey	C	L/R	R-Jr.	5-6	Hoover, Ala.
27	Victoria Draper	OF	L/R	R-Fr.	5-6	Moulton, Ala.
3	Morgan Estell	OF/1B	L/L	R-Sr.	5-7	Kimberly, Ala.
2	Haley Fagan	IF/OF	R/R	R-So.	5-10	Dunnellon, Fla.
10	Anna Gibbs	C	R/R	R-So.	5-7	Camden, Ala.
4	Madi Gipson	IF	R/R	So.	5-6	Hoover, Ala.
22	Marcy Harper	RHP	R/R	Jr.	5-6	Hoover, Ala.
1	Tiffany Howard	OF	L/R	Jr.	5-5	Pembroke, Ga.
21	Whitney Jordan	IF	R/R	Fr.	5-10	Athens, Ala.
25	McKenzie Kilpatrick	C	R/R	Sr.	5-7	Montgomery, Ala.
17	Brandi Melero	OF	L/R	Sr.	5-4	Canyon Country, Calif.
12	Maria Mitchell	C	R/R	Jr.	6-0	Opelika, Ala.
33	Kimberlee Myers	IF	R/R	So.	5-6	Casa Grande, Ariz.
8	Jade Rhodes	1B	R/R	Jr.	5-10	Sarasota, Fla.
18	Jordan Rocker	OF	L/L	Jr.	5-3	Oro Valley, Ariz.
93	Courtney Shea	C	L/R	Fr.	5-10	Mountain Brook, Ala.
7	Emily Spain	IF	L/R	Fr.	5-4	Pelham, Ala.
77	Sydne Waldrop	OF	L/R	So.	5-3	Springville, Ala.
00	Carlee Wallace	C	R/R	Fr.	5-2	Alpine, Calif.
19	Rachael Walters	LHP	L/L	Jr.	5-9	Powhatan, Va.



KASEY COOPER

Sophomore • IF • Dothan, Ala.

Cooper was named the NFCA National Co-Freshman of the Year for 2014, playing in all 62 games for the Tigers at third-base. She batted a team-leading .418 with 74 hits, 10 doubles, 18 home runs and 77 RBI. Cooper became the first Auburn freshman to be named an All-American, claiming a spot on the NFCA All-America Second-Team. She was also named to the NFCA First-Team All-Southeast Region, the All-SEC Second Team and the All-SEC Freshman Team. Cooper broke the Auburn single-season home run record with 18 long balls, which tied for fourth in the conference.



BRANNDI MELERO

Senior • OF • Canyon Country, Calif.

Melero started all 62 games for Auburn in right field and finished second on the team with a .404 average. She scored 55 runs with 69 hits, 12 doubles, 15 home runs and 78 RBI, en route to being named NFCA First-Team All-American, NFCA First-Team All-Southeast Region and All-SEC First Team. Melero became the first Auburn player to ever be named a first team All-American and broke the school record for RBI in a single-season. Her RBI total was also good for second-most in the nation for 2014. Her 15 home runs set a new career high and are the third-most in a season by an Auburn player.

2015 SCHEDULE

FEBRUARY

6	1-vs. Hampton	4 p.m.
7	1-vs. Michigan	1:30 p.m.
	1-vs. Illinois State	3:45 p.m.
8	1-vs. Jacksonville	1:30 p.m.
	1-at USF	4 p.m.
11	at Jacksonville	6 p.m.
13	NC STATE (SEC Network+)	6 p.m.
14	NC STATE (SEC Network)	1:30 p.m.
	IOWA	4 p.m.
15	IOWA (SEC Network)	12 p.m.
	NC STATE	2:30 p.m.
20	2-KANSAS	4 p.m.
	2-LIBERTY	6:15 p.m.
21	2-ILLINOIS STATE	2:15 p.m.
	2-KANSAS	4:30 p.m.
22	2-MERCER	12 p.m.
25	UCF (SEC Network+)	6 p.m.
27	3-vs. Oregon	2:30 p.m.
	3-vs. Cal Poly San Luis Obispo	5 p.m.
28	3-vs. UC Davis	12 p.m.
	3-at San Diego	5 p.m.

MARCH

1	3-vs. San Diego State	2:30 p.m.
4	at Long Beach State	5 p.m.
5	4-vs. Michigan	4:30 p.m.
	4-vs. San Jose State	7 p.m.
6	4-vs. Arizona	1 p.m.
	4-vs. Oregon	6 p.m.
7	4-vs. Fresno State	3 p.m.
13	LSU* (SEC Network+)	6 p.m.
14	LSU* (SEC Network)	1 p.m.
15	LSU* (SEC Network)	12 p.m.
21	at Alabama* (ESPNU)	2 p.m.
22	at Alabama* (ESPNU)	5:30 p.m.
23	at Alabama* (SEC Network)	7 p.m.
27	at Mississippi State*	6:30 p.m.
28	at Mississippi State*	2 p.m.
29	at Mississippi State*	12 p.m.

APRIL

1	UNF (SEC Network+)	6 p.m.
3	SOUTH CAROLINA* (SEC Network+)	6 p.m.
4	SOUTH CAROLINA* (SEC Network+)	12 p.m.
	SOUTH CAROLINA* (SEC Network+)	2:30 p.m.
8	at Florida State	6 p.m.
11	KENTUCKY* (SEC Network+)	4 p.m.
12	KENTUCKY* (SEC Network+)	3 p.m.
13	KENTUCKY* (SEC Network)	7 p.m.
15	USF (SEC Network+)	6 p.m.
17	at Georgia* (SEC Network+)	6 p.m.
18	at Georgia* (ESPN2)	4 p.m.
19	at Georgia* (ESPNU)	1 p.m.
22	FLORIDA STATE (SEC Network)	7 p.m.
24	TEXAS A&M* (SEC Network+)	6 p.m.
25	TEXAS A&M* (SEC Network+)	1 p.m.
26	TEXAS A&M* (SEC Network+)	1 p.m.

MAY

1	at Missouri* (SEC Network+)	7:30 p.m.
2	at Missouri* (SEC Network)	1 p.m.
3	at Missouri* (SEC Network+)	1 p.m.
6-9	SEC Tournament (Baton Rouge, La.)	TBA

*SEC Game • Home Games in **BOLD CAPS**

1-USF Softball Classic (Tampa, Fla.); 2-Aquafina Invitational (Gainesville, Fla.); 3-San Diego Classic I (San Diego, Calif.); 4-Judi Garman Classic (Fullerton, Calif.)
All times Eastern and subject to change

FLORIDA





FLORIDA

ALABAMA • ARKANSAS • AUBURN • **FLORIDA** • GEORGIA • KENTUCKY • LSU • OLE MISS

University of Florida Gator Quick Facts

GENERAL INFORMATION

LOCATION: Gainesville, Fla.
FOUNDED: 1853
ENROLLMENT: 49,913
NICKNAME: Gators
COLORS: Orange (PMS 172) & Blue (PMS 287)
STADIUM (CAPACITY): Katie Seashole Pressly Stadium (1,200)
DIMENSIONS: LF – 200; CF – 220; RF – 200
LETTERWINNERS RETURNING/LOST: 14/3
POSITION STARTERS RETURNING/LOST: 8/1
PITCHERS RETURNING/LOST: 3/0
NEWCOMERS: 6
2014 RECORD: 55-12
2014 SEC RECORD/FINISH: 15-9/T3rd
2014 FINAL RANKINGS: No. 1 USA Today/NFCA, No. 1 ESPN.com/USA Softball

MEDIA RELATIONS

MAILING ADDRESS: P.O. Box 14485, Gainesville, FL 32604
OVERNIGHT ADDRESS: 121 Gale Lemerand Dr., Central Receiving, Ben Hill Griffin Stadium, Gainesville, FL 32611
MEDIA RELATIONS OFFICE PHONE: (352) 375-4683 ext. 6100
SOFTBALL CONTACT: Ryan Schmitz
OFFICE: (352) 692-6433
CELL: (352) 316-5560
EMAIL: ryans@gators.ufl.edu
FAX: (352) 375-4809
PRESS BOX PHONE: (352) 375-4683, ext. 5541
WEBSITE: www.GatorZone.com

SOFTBALL OFFICE PHONE: (352) 375-4683 x 5554

SOFTBALL OFFICE FAX: (352) 375-7807

TEAM HISTORY

ALL-TIME RECORD: 853-351
ALL-TIME SEC RECORD: 326-170
SEC CHAMPIONSHIPS: 4 (1998, 2008-09, 2013)
SEC TOURNAMENT APPEARANCES: 18 (1997-2014)
SEC TOURNAMENT TITLES: 3 ('08, '09, '13)
SEC TOURNAMENT RECORD: 22-24
NCAA APPEARANCES: 15 (1998, 2000-01, 2003-14)
NCAA SUPER REGIONAL APPEARANCES: 7 (2007-11, 2013-14)
WCWS APPEARANCES: 6 (2008-11, 2013-14)
NATIONAL CHAMPIONSHIPS: 1
ALL-TIME NCAA RECORD: 59-32

SOFTBALL STAFF

HEAD COACH: Tim Walton (Oklahoma, 1995)
RECORD AT FLORIDA: 492-114 (9 years)
OVERALL RECORD: 615-178 (12 years)

TIM WALTON

Head Coach
Oklahoma, 1995



COACHING STAFF



TIM WALTON
Head Coach



JENNIFER ROCHA
Assistant Coach



KENNY GAJEWSKI
Assistant Coach

ADMINISTRATION



DR. W. KENT FUCHS
President



DR. MICHAEL SAGAS
Faculty Athletic Representative



JEREMY FOLEY
Athletics Director



LYNDA TEALER
Senior Woman Administrator



RYAN SCHMITZ
Softball SID

NUMERICAL ROSTER

No. Name

1	Aubree Munro
4	Jessica Damico
6	Kathlyn Medina
7	Kelsey Stewart
8	Aleshia Ocasio
12	Taylor Fuller
16	Becca Shipper
17	Lauren Haeger
19	Chelsea Herndon
20	Francesca Martinez
21	Kayli Kvistad
22	Megan Reed
23	Nicole DeWitt
24	Kirsti Merritt
25	Janell Wheaton
33	Delanie Gourley
49	Taylor Schwarz
52	Justine McLean
55	Briana Little
88	Bailey Castro

2015 ALPHABETICAL ROSTER

No.	Name	Pos.	Ht.	Cl.	Hometown
88	Bailey Castro	OF	5-7	Sr.	Pembroke Pines, Fla.
4	Jessica Damico	OF	5-4	Sr.	Gray Summit, Mo.
23	Nicole DeWitt	IF	5-6	Fr.	Garden Grove, Calif.
12	Taylor Fuller	UT	5-7	Jr.	Trenton, Fla.
33	Delanie Gourley	LHP	5-4	So.	Lakeside, Calif.
17	Lauren Haeger	RHP/1B	5-11	Sr.	Peoria, Ariz.
19	Chelsea Herndon	UT	5-7	So.	Carrollton, Texas
21	Kayli Kvistad	UT	5-8	Fr.	Lake City, Fla.
55	Briana Little	OF	5-4	Sr.	Middleburg, Fla.
20	Francesca Martinez	OF	5-5	Sr.	Centreville, Va.
52	Justine McLean	OF	5-3	So.	Rancho Cucamongo, Calif.
6	Kathlyn Medina	SS	5-4	Sr.	Downey, Calif.
24	Kirsti Merritt	OF	5-4	Jr.	Lake Panasoffkee, Fla.
1	Aubree Munro	C	5-10	Jr.	Brea, Calif.
8	Aleshia Ocasio	UT	5-9	Fr.	St. Cloud, Fla.
22	Megan Reed	OF	5-8	Fr.	Seffner, Fla.
49	Taylor Schwarz	1B	5-9	Jr.	Palm Beach Gardens, Fla.
16	Becca Shipper	UT	5-5	Fr.	Magnolia, Del.
7	Kelsey Stewart	2B	5-6	Jr.	Wichita, Kan.
25	Janell Wheaton	C/1B	5-7	Fr.	San Dimas, Calif.



LAUREN HAEGER

Senior • RHP/1B • Peoria, Ariz.

A 2013 NFCA All-America First Team and three-time NFCA All-Southeast Region First Team pick, Lauren Haeger returns as a two-way threat for her senior season. In the circle, Haeger pitched a no-hitter during her junior campaign and earned wins over two ranked opponents. The Arizona native ranked sixth nationally in 2014 with 20 home runs and finished among the top five in the SEC in home runs, RBI, total bases, slugging, opponent's batting average and ERA. Haeger won three SEC weekly awards as a junior and tossed the Gators' 13th no-hitter against Wisconsin during the season's opening weekend.



KELSEY STEWART

Junior • 2B • Wichita, Kan.

A 2014 First Team All-American, Kelsey Stewart ranked sixth nationally with six triples as a junior while placing among the SEC leaders in triples (first), total bases (first), hitting (second), steals (third) and runs scored (fourth). The infielder holds the highest career marks in Gator history for batting average (.408) and on-base percentage (.470), and will look to claim to No. 1 spot in Gator annals for triples and steals during her junior season. A two-time All-SEC and NFCA All-Southeast Region selection, Stewart was named to the WCWS All-Tournament Team when Florida won its first national championship in 2014. The Kansas native also has been named to Team USA the past two years.

2015 SCHEDULE

FEBRUARY

5	COPPIN STATE (SEC Network+)	4 p.m.
6	1-ILLINOIS (SEC Network+)	3 p.m.
	1-MURRAY STATE (SEC Network+)	5:30 p.m.
7	1-ILLINOIS (SEC Network+)	2 p.m.
	1-COPPIN STATE (SEC Network+)	4:30 p.m.
8	1-WINTHROP (SEC Network+)	2 p.m.
13	2-SIU-EDWARDSVILLE	3 p.m.
	2-ELON	5:30 p.m.
14	2-ELON	12:30 p.m.
	2-TROY	5:30 p.m.
15	2-SIU-EDWARDSVILLE	11:30 a.m.
	2-TROY	2 p.m.
19	3-vs. Indiana	1 p.m.
	3-vs. Texas	3:30 p.m.
20	3-vs. Oklahoma	1:30 p.m.
21	3-vs. Notre Dame	8:30 p.m.
25	at Savannah State	3 p.m.
	at Savannah State	5 p.m.
27	4-vs. Indiana	1:15 p.m.
	4-vs. James Madison	5:45 p.m.
28	4-vs. Penn State	1:15 p.m.
	4-vs. Fordham	3:30 p.m.

MARCH

1	4-vs. Nebraska-Omaha	10 a.m.
4	WRIGHT STATE (SEC Network+)	4 p.m.
	WRIGHT STATE (SEC Network+)	6 p.m.
6	at Mississippi State*	6:30 p.m.
7	at Mississippi State* (SEC Network)	2 p.m.
8	at Mississippi State*	2 p.m.
13	ALABAMA* (SEC Network+)	6 p.m.
14	ALABAMA* (SEC Network)	2:30 p.m.
15	ALABAMA* (SEC Network)	2 p.m.
18	at Georgia Tech	6 p.m.
20	ARKANSAS* (SEC Network+)	6 p.m.
21	ARKANSAS* (SEC Network+)	2 p.m.
22	ARKANSAS* (SEC Network)	3 p.m.
25	GEORGIA SOUTHERN (SEC Network+)	6 p.m.
28	at Tennessee* (SEC Network+)	3 p.m.
29	at Tennessee* (SEC Network)	7 p.m.
30	at Tennessee* (SEC Network)	7 p.m.

APRIL

1	NORTH CAROLINA (SEC Network)	7 p.m.
3	MISSOURI* (SEC Network+)	6 p.m.
4	MISSOURI* (SEC Network+)	2 p.m.
5	MISSOURI* (SEC Network+)	2 p.m.
8	GEORGIA TECH (SEC Network)	7 p.m.
10	at Ole Miss* (SEC Network+)	7 p.m.
11	at Ole Miss* (SEC Network+)	4 p.m.
12	at Ole Miss* (SEC Network+)	2 p.m.
15	USC-UPSTATE (SEC Network+)	6 p.m.
17	FLORIDA* (SEC Network+)	6 p.m.
18	FLORIDA* (ESPN2)	4 p.m.
19	FLORIDA* (ESPNU)	1 p.m.
22	GEORGIA STATE (SEC Network+)	6 p.m.
24	at Kentucky* (SEC Network+)	6 p.m.
25	at Kentucky* (SEC Network+)	3 p.m.
26	at Kentucky* (SEC Network+)	1 p.m.

MAY

6-9	SEC Tournament (Baton Rouge, La.)	TBA
-----	-----------------------------------	-----

*SEC Game • Home Games in **BOLD CAPS**

1-Red and Black Showcase (Athens, Ga.); 2-Georgia Softball Classic (Athens, Ga.); 3-Mary Nutter Collegiate Classic (Cathedral City, Calif.); 4-Citrus Classic (Orlando, Fla.)
All times are Eastern and subject to change

GEORGIA



University of Georgia Bulldogs Quick Facts

GENERAL INFORMATION

LOCATION: Athens, Ga.
FOUNDED: 1785
ENROLLMENT: 34,538
NICKNAME: Bulldogs
COLORS: Red and Black
STADIUM (CAPACITY): Jack Turner Softball Stadium (1,400)
DIMENSIONS: LF – 190; CF – 220; RF – 190
POSITION STARTERS RETURNING/LOST: 8/1
PITCHERS RETURNING/LOST: 2/1
NEWCOMERS: 7
2014 RECORD: 49-15
2014 SEC RECORD/FINISH: 15-9/T3rd
2014 FINAL RANKINGS: No. 13 USA Today/NFCA, No. 12 ESPN.com/USA Softball

MEDIA INFORMATION

MAILING ADDRESS: P.O. Box 1472, Athens, GA 30603-1472

OVERNIGHT ADDRESS: Butts-Mehre Building, 1 Selig Circle, Room 312, Athens, GA 30603-4368

SPORTS COMMUNICATIONS OFFICE PHONE: (706) 542-1621

SOFTBALL CONTACT: Jen Galas

OFFICE: (706) 542-7965

CELL PHONE: (336) 509-8819

EMAIL: jgalas@sports.uga.edu

FAX: (706) 542-9339

PRESS BOX PHONE: (706) 425-3362

WEBSITE: www.georgiadogs.com

SOFTBALL STAFF

HEAD COACH: Lu Harris-Champer (Western Illinois, 1989)

RECORD AT GEORGIA: 687-236 (14 years)

OVERALL RECORD: 896-312-1 (17 years)

SOFTBALL OFFICE PHONE: (706) 425-3350

SOFTBALL OFFICE FAX: (706) 425-3144

TEAM HISTORY

ALL-TIME RECORD: 802-373

ALL-TIME SEC RECORD: 284-212

SEC CHAMPIONSHIPS: 2 (2003, 2005)

SEC TOURNAMENT APPEARANCES: 14 (1998-99, 2002-14)

SEC TOURNAMENT TITLES: 1

SEC TOURNAMENT RECORD: 19-19

NCAA APPEARANCES: 13 (2002-14)

NCAA SUPER REGIONAL APPEARANCES: 7 (2005, 2008-12, 2014)

WCWS APPEARANCES: 2 (2009, 2010)

NATIONAL CHAMPIONSHIPS: 0

ALL-TIME NCAA RECORD: 50-27

LU HARRIS-CHAMPER

Head Coach
Western Illinois,
1989



COACHING STAFF



LU HARRIS-CHAMPER
Head Coach



TONY BALDWIN
Assistant Coach



RICK PAULY
Assistant Coach

ADMINISTRATION



JERE W. MOREHEAD
President



DAVID SHIPLEY
Faculty Representative



GREG MCGARITY
Athletics Director



DR. CARLA WILLIAMS
Senior Woman Administrator



JEN GALAS
Softball SID

NUMERICAL ROSTER

No. Name

1	Cortni Emanuel
2	Adele Harrison
3	Samantha LaZear
6	Sydni Emanuel
7	Bethany Beggs
9	Paige Wilson
10	Katie Collins
11	Kaylee Puailoa
12	Chaycie Goggins
16	Alex Hugo
17	Maeve McGuire
18	Brittany Gray
20	Chelsea Wilkinson
21	Bekah Farris
22	Niaja Griffin
24	Savannah McHellon
25	Anna Swafford
27	Kaylee Williams
32	Tina Iosefa
35	Katie Browne

2015 ALPHABETICAL ROSTER

No.	Name	Pos.	B/T	Ht.	Cl.	Hometown
7	Bethany Beggs	IF	R/R	5-8	Jr.	Lincolnton, Ga.
35	Katie Browne	C	R/R	6-1	Jr.	Zachary, La.
10	Katie Collins	C	R/R	5-7	Fr.	Collins, Ga.
1	Cortni Emanuel	IF	L/L	5-4	Fr.	Missouri City, Texas
6	Sydni Emanuel	OF	L/R	5-5	So.	Missouri City, Texas
21	Bekah Farris	P	R/R	5-7	So.	Marietta, Ga.
27	Katelyn Fuller	IF	R/R	5-10	Fr.	Cusseta, Ala.
12	Chaycie Goggins	OF	R/R	5-7	Fr.	Atlanta, Ga.
18	Brittany Gray	P/UT	R/R	5-11	Fr.	Greenwood, Ind.
22	Niaja Griffin	OF	R/R	5-2	Sr.	Orlando, Fla.
2	Adele Harrison	OF	L/R	5-0	Sr.	Eastman, Ga.
16	Alex Hugo	IF/C	L/R	5-8	Jr.	Olathe, Kan.
32	Tina Iosefa	C/IF	R/R	5-8	Jr.	Lynwood, Calif.
3	Sam LaZear	OF	L/R	5-9	Jr.	Comer, Ga.
17	Maeve McGuire	UT	L/L	5-8	So.	Downers Grove, Ill.
24	Savannah McHellon	P/UT	R/R	5-9	Fr.	Atlanta, Ga.
11	Kaylee Puailoa	OF/1B	L/L	5-8	Jr.	Buena Park, Calif.
25	Anna Swafford	OF	R/R	5-9	Sr.	Dallas, Ga.
20	Chelsea Wilkinson	P	R/R	5-8	Jr.	Taylorsville, N.C.
9	Paige Wilson	IF	R/R	5-7	Sr.	Chicago, Ill.



ALEX HUGO

Junior • IF/C • Olathe, Kan.

During her sophomore campaign, Hugo was First Team All-American selection, a First Team All-SEC selection and was named to the SEC All-Tournament team after leading the nation in home runs with 23. She batted .331 last season, and led the Bulldogs with 62 RBI and 55 runs scored. She owned a .810 slugging percentage on the year, ranking second on the team with 53 hits, 44 walks and a .474 on-base percentage and finishing third on the team with nine doubles. Selected to attend the 2015 USA Softball Women's National Team Selection Camp, Hugo recorded two grand slams during SEC play last season.



CHELSEA WILKINSON

Junior • RHP • Taylorsville, N.C.

Last season, Wilkinson was named to the All-American Second Team and the All-SEC Team, and was chosen the SEC Tournament Most Valuable Player. She earned Louisville Slugger/NFCA National Player of the Week Honors in back-to-back weeks, the first Georgia player to earn the honor twice in the same season. Wilkinson is one of four Georgia pitchers in program history to recorded 200+ strikeouts. She finished in the top 10 in the SEC in nine pitching categories, including first in wins, strikeouts and innings pitched. After going 3-0 in the circle to lead Georgia to an SEC Tournament Title, she went 4-1 to lead Georgia to an NCAA Regional Title, striking out 37 batters in 19 innings of work in the NCAA Athens Regional.

2015 SCHEDULE

FEBRUARY

5	at Florida A&M	4 p.m.
7	1-vs. Georgia Southern	10 a.m.
	1-at Florida State	2:30 p.m.
8	1-vs. Georgia Southern	10 a.m.
	1-at Florida State	12:30 p.m.
13	2-vs. Southern Illinois	12 p.m.
	2-vs. Morehead State	6 p.m.
14	2-at Kennesaw State	2 p.m.
	2-vs. IUPUI	4 p.m.
15	2-vs. TBA	TBA
19	3-vs. Arizona	1:30 p.m.
	3-vs. Long Beach State	6:30 p.m.
20	3-vs. Long Island	1 p.m.
	3-vs. Oregon State	3:30 p.m.
21	3-vs. Oklahoma	8:30 p.m.
	3-vs. San Diego State	11 p.m.
27	4-vs. Tennessee Tech	1:30 p.m.
	4-vs. Wright State	4 p.m.
28	4-vs. Purdue	11 a.m.
	4-at Chattanooga	1:30 p.m.

MARCH

1	4-vs. Belmont	1:30 p.m.
6	at Texas A&M* (SEC Network+)	7:30 p.m.
7	at Texas A&M* (SEC Network+)	4 p.m.
8	at Texas A&M* (SEC Network)	1 p.m.
11	EASTERN KENTUCKY (SEC Network+)	5 p.m.
14	OHIO (SEC Network+)	1 p.m.
15	OHIO (SEC Network+)	1 p.m.
18	INDIANA (SEC Network)	7 p.m.
20	at Auburn* (SEC Network+)	8 p.m.
21	at Auburn* (SEC Network+)	7 p.m.
22	at Auburn* (SEC Network+)	1 p.m.
27	LSU* (SEC Network+)	6 p.m.
28	LSU* (SEC Network)	12 p.m.
29	LSU* (SEC Network+)	1 p.m.

APRIL

1	at Louisville	6 p.m.
3	ALABAMA* (SEC Network+)	5 p.m.
4	ALABAMA* (ESPNU)	12 p.m.
5	ALABAMA* (SEC Network)	3:30 p.m.
6	FLORIDA ATLANTIC (SEC Network+)	3 p.m.
	FLORIDA ATLANTIC	5 p.m.
8	MARSHALL (SEC Network+)	6 p.m.
11	at Florida* (SEC Network+)	4 p.m.
12	at Florida* (SEC Network+)	3 p.m.
13	at Florida* (SEC Network)	7 p.m.
15	at Eastern Kentucky	7 p.m.
17	SOUTH CAROLINA* (SEC Network+)	6 p.m.
18	SOUTH CAROLINA* (SEC Network+)	3 p.m.
19	SOUTH CAROLINA* (SEC Network+)	1 p.m.
21	LOUISVILLE (SEC Network+)	6 p.m.
22	WESTERN KENTUCKY (SEC Network+)	6 p.m.
24	GEORGIA* (SEC Network+)	6 p.m.
25	GEORGIA* (SEC Network+)	3 p.m.
26	GEORGIA* (SEC Network+)	1 p.m.

MAY

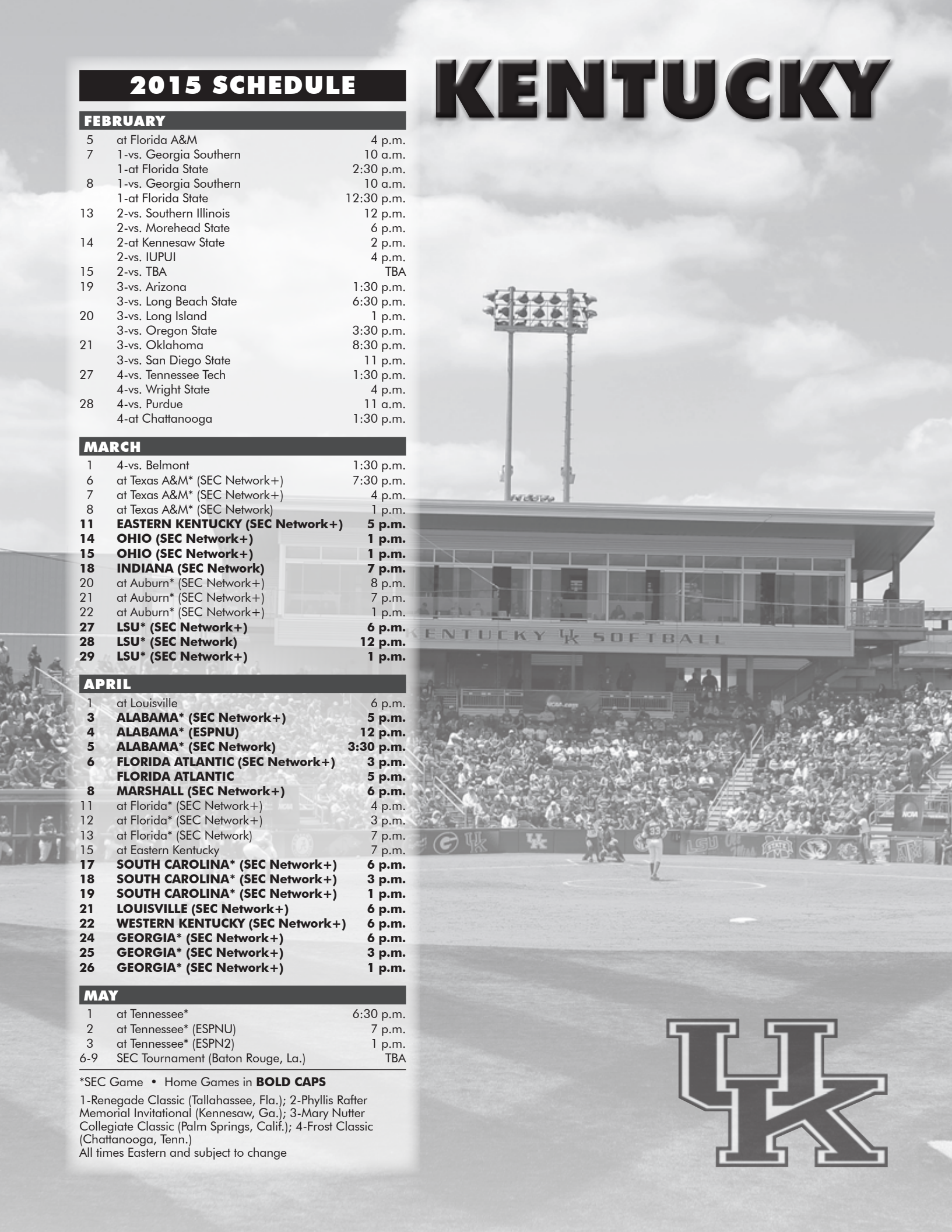
1	at Tennessee*	6:30 p.m.
2	at Tennessee* (ESPNU)	7 p.m.
3	at Tennessee* (ESPN2)	1 p.m.
6-9	SEC Tournament (Baton Rouge, La.)	TBA

*SEC Game • Home Games in **BOLD CAPS**

1-Renegade Classic (Tallahassee, Fla.); 2-Phyllis Rafter Memorial Invitational (Kennesaw, Ga.); 3-Mary Nutter Collegiate Classic (Palm Springs, Calif.); 4-Frost Classic (Chattanooga, Tenn.)

All times Eastern and subject to change

KENTUCKY



University of Kentucky Wildcats Quick Facts

GENERAL INFORMATION

LOCATION: Lexington, Ky.
FOUNDED: 1865
ENROLLMENT: 28,928
NICKNAME: Wildcats
COLORS: Blue and White
STADIUM (CAPACITY): John Cropp Stadium (1,500)
DIMENSIONS: LF – 200; CF – 220; RF – 200
LETTERWINNERS RETURNING/LOST: 13/6
POSITION STARTERS RETURNING/LOST: 6/3
PITCHERS RETURNING/LOST: 3/1
NEWCOMERS: 4
2014 RECORD: 50-19
2014 SEC RECORD/FINISH: 13-11/T6th
2014 FINAL RANKING: No. 6 USA Today/
 NFAA, No. 6 ESPN.com/USA Softball

MEDIA INFORMATION

MAILING ADDRESS: Joe Craft Center, 338
 Lexington Ave., Lexington, KY 40506-0604
MEDIA RELATIONS OFFICE PHONE:
 (859) 257-3838
SOFTBALL CONTACT: Evan Crane
EVAN OFFICE: (859) 257-8431
EVAN CELL: (270) 559-8120
EVAN EMAIL: wesley.crane@uky.edu
FAX: (859) 323-4310
PRESS BOX PHONE: (859) 257-9403
WEBSITE: www.ukathletics.com

SOFTBALL STAFF

HEAD COACH: Rachel Lawson (UMass, 1994)
RECORD AT KENTUCKY: 244-173 (8 years)
OVERALL RECORD: 336-257 (9 years)
SOFTBALL OFFICE PHONE: (859) 257-9037

TEAM HISTORY

ALL-TIME RECORD: 486-578-1
ALL-TIME SEC RECORD: 148-318
SEC CHAMPIONSHIPS: 0
SEC TOURNAMENT APPEARANCES: 7
 (2000-01, 2009-14)
SEC TOURNAMENT TITLES: 0
SEC TOURNAMENT RECORD: 4-10
NCAA APPEARANCES: 6 (2009-14)
NCAA SUPER REGIONAL APPEARANCES: 3
 (2011, 2013-14)
WCWS APPEARANCES: 1
NATIONAL CHAMPIONSHIPS: 0
ALL-TIME NCAA RECORD: 17-15

RACHEL LAWSON

Head Coach
 UMass, 1994



COACHING STAFF



RACHEL LAWSON
 Head Coach



KRISTINE HIMES
 Associated Head Coach



MOLLY JOHNSON-BELCHER
 Assistant Coach

ADMINISTRATION



DR. ELI CAPILOUTO
 President



JOSEPH L. FINK III
 Faculty Athletic Representative



MITCH BARNHART
 Athletics Director



SANDY BELL
 Senior Woman Administrator



EVAN CRANE
 Softball SID

NUMERICAL ROSTER

No.	Name
2	Sylver Samuel
3	Shannon Smith
4	Haley Andrus
5	Meagan Prince
7	Maisie Steed
8	Erin Rethlake
9	Breanne Ray
10	Christian Stokes
13	Griffin Joiner
24	Kara Howard
25	Brooklin Hinz
26	Stephanie Martino
33	Kelsey Nunley
42	Ansley Smith
43	Darlington Richardson
44	Rachael Metzger
77	Nikki Sagermann

2015 ALPHABETICAL ROSTER

No.	Name	Pos.	B/T	Cl.	Hometown
4	Haley Andrus	IF	R/R	Fr.	Chattanooga, Tenn.
25	Brooklin Hinz	OF	R/R	Fr.	Olathe, Kan.
24	Kara Howard	OF	R/R	Sr.	Riverside, Calif.
13	Griffin Joiner	C	R/R	Sr.	Hopkinsville, Ky.
26	Stephanie Martino	IF/OF	R/R	So.	Glen Gardner, N.J.
44	Rachael Metzger	C/IF	R/R	Fr.	Bakersfield, Calif.
33	Kelsey Nunley	P	R/R	Jr.	Soddy Daisy, Tenn.
5	Meagan Prince	P/IF	L/L	So.	Martin, Tenn.
9	Breanne Ray	OF/INF	L/R	So.	Benton, Ky.
8	Erin Rethlake	P/OF	L/L	Fr.	Huntington, Ind.
43	Darlington Richardson	OF	L/R	Jr.	Duluth, Ga.
77	Nikki Sagermann	IF	R/R	Jr.	Buford, Ga.
2	Sylver Samuel	OF	L/L	Jr.	Simpsonville, S.C.
42	Ansley Smith	IF	R/R	Jr.	Newnan, Ga.
3	Shannon Smith	P/IF	R/R	So.	Milford, Mass.
7	Maisie Steed	IF/OF	R/R	Jr.	Powder Springs, Ga.
10	Christian Stokes	IF	R/R	Jr.	Chesterfield, S.C



GRIFFIN JOINER

Senior • C • Hopkinsville, Ky.

Named team captain during the preseason for the second consecutive year ... Named to the Defensive All-SEC Team in 2013 and 2014 as a catcher ... Has started 184 consecutive games behind the plate for the Wildcats ... Had a .998 fielding percentage in 2014, adding 442 putouts and 32 assists ... On pace to break the school record for career putouts and fielding percentage ... A career .304 hitter with 33 doubles, 24 homers and 100 RBI – one of only seven players in school history with 20+ homers and 100+ RBI ... Ended the 2014 season on a seven-game hitting streak ... Hit .309 on the year with 11 doubles, 10 homers and 39 RBI, adding a .451 on-base percentage and team-high 47 walks.



KELSEY NUNLEY

Junior • P • Soddy Daisy, Tenn.

Named the team's most valuable player last year after the best season in program history that included being named to the Women's College World Series All-Tournament Team ... Great sophomore season with a 30-11 record and 1.88 ERA in 282.1 innings pitched with 219 strikeouts ... Won all 10 postseason wins for Kentucky ... Is the only player in school history to win 20 games in a season, accomplishing the feat each of her two years at UK ... Has 412 career Ks to become just the fourth player in school history to post 300-plus Ks in a career ... Has 57 career wins, ranking second most in program history ... She was one of two SEC players to toss multiple no-hitters in 2014 and the only one that tossed a no-hitter against another SEC foe.

2015 SCHEDULE

LSU

FEBRUARY

6	1-MEMPHIS	4 p.m.
	1-EASTERN ILLINOIS	6:30 p.m.
7	1-TENNESSEE STATE	3 p.m.
	1-NC STATE	5:30 p.m.
8	1-NC STATE	12 p.m.
13	2-HOFSTRA	4 p.m.
	2-CENTRAL ARKANSAS	6:30 p.m.
14	2-NOTRE DAME	3 p.m.
	2-HOFSTRA	5:30 p.m.
15	2-NOTRE DAME	11:30 a.m.
17	LOUISIANA TECH (SEC Network+)	6 p.m.
20	3-vs. San Diego State	8 p.m.
	3-vs. Cal State Fullerton	10:30 p.m.
21	3-vs. Arizona	5:30 p.m.
22	3-vs. Nebraska	12 p.m.
	3-vs. Northwestern	7 p.m.
27	4-STEPHEN F. AUSTIN	5 p.m.
	4-BALL STATE	7:30 p.m.
28	4-FLORIDA ATLANTIC	5 p.m.
	4-NORTHWESTERN	7:30 p.m.

MARCH

1	4-STEPHEN F. AUSTIN	11:30 a.m.
3	NORTHWESTERN STATE	6 p.m.
6	ARKANSAS*	6 p.m.
7	ARKANSAS* (SEC Network+)	4 p.m.
8	ARKANSAS* (SEC Network)	2:30 p.m.
13	at Florida* (SEC Network+)	5 p.m.
14	at Florida* (SEC Network)	12 p.m.
15	at Florida* (SEC Network)	11 a.m.
17	NICHOLLS (SEC Network+)	6 p.m.
20	OKLAHOMA (ESPNU)	6 p.m.
21	OKLAHOMA (SEC Network+)	6 p.m.
24	SOUTH ALABAMA (SEC Network)	6 p.m.
27	at Kentucky* (SEC Network+)	5 p.m.
28	at Kentucky* (SEC Network)	11 a.m.
29	at Kentucky* (SEC Network+)	12 p.m.
31	UL-MONROE (SEC Network+)	6 p.m.

APRIL

3	OLE MISS* (SEC Network+)	6 p.m.
4	OLE MISS* (SEC Network+)	2 p.m.
	OLE MISS* (SEC Network+)	4:30 p.m.
8	at Mississippi State	6 p.m.
10	at Tennessee* (SEC Network+)	5:30 p.m.
11	at Tennessee* (ESPN)	4 p.m.
12	at Tennessee* (SEC Network+)	12:30 p.m.
15	at McNeese State	4 p.m.
	at McNeese State	6:30 p.m.
18	TEXAS A&M* (SEC Network+)	6 p.m.
19	TEXAS A&M* (SEC Network)	6 p.m.
20	TEXAS A&M* (SEC Network)	6 p.m.
25	at Missouri* (SEC Network+)	2 p.m.
26	at Missouri* (SEC Network+)	3 p.m.
27	at Missouri* (SEC Network)	6 p.m.
28	SOUTHEASTERN LOUISIANA	6 p.m.

MAY

1	AUBURN* (SEC Network+)	6 p.m.
2	AUBURN* (SEC Network+)	6 p.m.
3	AUBURN* (ESPN)	2 p.m.
6-9	SEC Tournament (Baton Rouge, La.)	TBA

*SEC Game • Home Games in **BOLD CAPS**

1-Tiger Classic (Baton Rouge, La.); 2-Purple & Gold Challenge (Baton Rouge, La.); 3-Mary Nutter Collegiate Classic (Palm Springs, Calif.); 4-LSU Classic (Baton Rouge, La.)
All times Central and subject to change

LSU

Louisiana State University Tigers Quick Facts

GENERAL INFORMATION

LOCATION: Baton Rouge, La.
FOUNDED: 1860
ENROLLMENT: 29,549
NICKNAME: Tigers or Fighting Tigers
COLORS: Purple & Gold
STADIUM (CAPACITY): Tiger Park (2,489)
DIMENSIONS: 200-210-220-210-200
LETTERWINNERS RETURNING/LOST: 13/5
POSITION STARTERS RETURNING/LOST: 7/3
PITCHERS RETURNING/LOST: 2/1
NEWCOMERS: 7
2014 RECORD: 38-24
2014 SEC RECORD/FINISH: 13-11/T6th
2014 FINAL RANKING: No. 21 USA Today/
 NFCA, No. 22 ESPN.com/USA Softball

MEDIA INFORMATION

MAILING ADDRESS: LSU Sports Information,
 Fifth Floor, Athletics Administration Building,
 Baton Rouge, LA 70803
OVERNIGHT ADDRESS: LSU Sports
 Information, Fifth Floor, Athletics
 Administration Building, Nicholson Drive
 at North Stadium Drive, Baton Rouge, LA
 70894
MEDIA RELATIONS OFFICE PHONE:
 (225) 578-8226
SOFTBALL CONTACT: Clyde Verdin
OFFICE: (225) 578-8204
CELL: (225) 726-3434
EMAIL: cverdin@lsu.edu
FAX: (225) 578-1861
PRESS BOX PHONE: (225) 578-0154
WEBSITE: www.LSUsports.net

OVERALL RECORD: 249-176 (7 years)
SOFTBALL OFFICE PHONE: (225) 578-3947
SOFTBALL OFFICE FAX: (225) 578-4780

TEAM HISTORY

ALL-TIME RECORD: 863-287-1
ALL-TIME SEC RECORD: 357-144-1
SEC CHAMPIONSHIPS: 5 (1999-2002,
 2004); Division Titles 9 (1997-2002, 2004,
 2007, 2013)
SEC TOURNAMENT APPEARANCES: 18
 (1997-2014)
SEC TOURNAMENT TITLES: 5 (1999-2000,
 2002, 2004, 2007)
SEC TOURNAMENT RECORD: 37-18
NCAA APPEARANCES: 16 (1998-2004,
 2006-2014)
NCAA SUPER REGIONAL APPEARANCES: 3
 (2006-07, 2012)
WCWS APPEARANCES: 3 (2001, 2004, 2012)
NATIONAL CHAMPIONSHIPS: 0
ALL-TIME NCAA RECORD: 48-33

SOFTBALL STAFF

HEAD COACH: Beth Torina (Florida, 2000)
RECORD AT LSU: 120-65 (3 years)

BETH TORINA

Head Coach
 Florida, 2000



COACHING STAFF



BETH TORINA
 Head Coach



HOWARD DOBSON
 Assistant Coach



LINDSAY LEFTWICH
 Assistant Coach

ADMINISTRATION



F. KING ALEXANDER
 President/Chancellor



DR. BILL DEMASTES
 Faculty Athletic Representative



JOE ALLEVA
 Athletics Director



MIRIAM SEGAR
 Senior Woman Administrator




CLYDE VERDIN
 Softball SID

NUMERICAL ROSTER

No.	Name
1	Layna Savoie
2	Sahvanna Jaquish
3	Sandra Simmons
4	Jenna Kreamer
5	Constance Quinn
6	A.J. Andrews
8	Emily Griggs
10	Sydney Bourg
11	Dylan Supak
13	Sydney Loupe
14	Taylor Lockwood
16	Kelsee Selman
19	Baylee Corbello
21	Carley Hoover
24	Alayna Falcon
25	Allie Walljasper
26	Bailey Landry
27	Bianka Bell
33	Kailey McCasland
77	Kellsie Kloss

2015 ALPHABETICAL ROSTER

No.	Name	Pos.	B/T	Ht.	Cl.	Hometown
6	A.J. Andrews	OF	L/R	5-5	Sr.	Oldsmar, Fla.
27	Bianka Bell	IF/P	R/R	5-5	Jr.	Tampa, Fla.
10	Sydney Bourg	IF	L/R	5-6	Fr.	Slidell, La.
19	Baylee Corbello	P/UT	R/R	5-5	So.	Lake Charles, La.
24	Alayna Falcon	OF	R/R	5-3	Jr.	Donaldsonville, La.
8	Emily Griggs	OF	L/R	5-1	Fr.	Wichita, Kan.
21	Carley Hoover	P	R/R	6-2	So.	Clemson, S.C.
2	Sahvanna Jaquish	C/IF	R/R	5-8	So.	Highland, Calif.
77	Kellsie Kloss	C	R/R	5-8	Jr.	Cypress, Calif.
4	Jenna Kreamer	IF	R/R	5-4	Jr.	Shreveport, La.
26	Bailey Landry	OF	L/R	5-8	So.	Prairieville, La.
14	Taylor Lockwood	OF	L/R	5-7	Fr.	Walker, La.
13	Sydney Loupe	C	R/R		Fr.	Slidell, La.
33	Kailey McCasland	UT	R/R	5-5	Sr.	San Clemente, Calif.
5	Constance Quinn	IF	R/R	5-5	So.	Hattiesburg, Miss.
1	Layna Savoie	OF	R/R	5-7	So.	Lake Charles, La.
16	Kelsee Selman	P	R/R	5-8	So.	Lufkin, Texas.
3	Sandra Simmons	IF	L/L	5-6	Jr.	Fountain Valley, Calif
11	Dylan Supak	UT	R/R	5-11	Sr.	LaGrange, Texas
25	Allie Walljasper	P	R/R	6-2	Fr.	Manteca, Calif.



A.J. ANDREWS

Senior • OF • Oldsmar, Fla.

Andrews led the team with 68 total hits from the leadoff position for LSU last season, hitting .329 on the year while stealing 38 bases which was in the top 10 nationally. The All-SEC and NFCA All-South Region selection went on a 15-game hitting streak during the year which was one of the longest in program history, as she was one of just three players last year to start every game for the Tigers in her junior season.



SAHVANNA JAQUISH

Sophomore • C/IF • Highland, Calif.

Jaquish led the team in batting average (.341), RBI (55), total bases (121) and slugging (.699), while also setting a new program record for home runs in a single-season with 17. For producing one of the finest offensive seasons in LSU history, Jaquish was an All-SEC, SEC All-Freshman Team, first team NFCA All-South Region and second team All-American selection for the Tigers, seeing action in all but two games for LSU last season.

2015 SCHEDULE

FEBRUARY

5	1-vs. Oregon State	3 p.m.
	1-vs. San Jose State	5:30 p.m.
6	1-at Arizona State	8 p.m.
7	1-vs. Fresno State	5:15 p.m.
	1-vs. UC Santa Barbara	7:15 p.m.
8	1-vs. Western Michigan	10 a.m.
13	2-vs. Iowa State	9 a.m.
	2-vs. St. Bonaventure	11:30 a.m.
14	2-vs. Iowa State	9 a.m.
	2-at Coastal Carolina	2 p.m.
15	2-vs. St. Bonaventure	9 a.m.
20	3-TENNESSEE-MARTIN (SEC Network+)	6 p.m.
21	3-NEB.-OMAHA (SEC Network+)	11:15 a.m.
	3-SO. ILLINOIS (SEC Network+)	3:45 p.m.
22	3-MIDDLE TENNESSEE (SEC Network+)	1:30 p.m.
25	SOUTHERN MISS (SEC Network+)	4 p.m.
	SOUTHERN MISS (SEC Network+)	6 p.m.
27	4-vs. Bethune Cookman	1 p.m.
	4-at Florida International	3:30 p.m.
28	4-vs. Michigan State	10 a.m.
	4-vs. Bethune Cookman	12:30 p.m.

MARCH

1	4-vs. Michigan State	11:30 a.m.
3	MEMPHIS (SEC Network+)	6 p.m.
6	at Alabama* (SEC Network+)	6:30 p.m.
7	at Alabama* (SEC Network+)	2 p.m.
8	at Alabama* (SEC Network+)	1:30 p.m.
10	ARKANSAS-PINE BLUFF (SEC Network+)	4 p.m.
	ARKANSAS-PINE BLUFF (SEC Network+)	6 p.m.
14	AUBURN* (SEC Network+)	6 p.m.
15	AUBURN* (ESPNU)	4:30 p.m.
16	AUBURN* (SEC Network)	6 p.m.
20	MISSISSIPPI STATE* (SEC Network+)	6 p.m.
21	MISSISSIPPI STATE* (SEC Network)	12 p.m.
22	MISSISSIPPI STATE* (SEC Network)	4 p.m.
25	MISSISSIPPI VALLEY STATE (SEC Network+)	6 p.m.
27	at Arkansas* (SEC Network+)	6 p.m.
28	at Arkansas*	1 p.m.
29	at Arkansas* (SEC Network+)	1 p.m.
31	TENNESSEE-MARTIN (SEC Network+)	5 p.m.

APRIL

3	at LSU* (SEC Network+)	6 p.m.
4	at LSU* (SEC Network+)	2 p.m.
	at LSU* (SEC Network+)	4:30 p.m.
8	at Samford	6 p.m.
10	GEORGIA* (SEC Network+)	6 p.m.
11	GEORGIA* (SEC Network+)	3 p.m.
12	GEORGIA* (SEC Network+)	1 p.m.
17	LOUISVILLE (SEC Network+)	6 p.m.
18	LOUISVILLE (SEC Network+)	6 p.m.
19	LOUISVILLE (SEC Network+)	1 p.m.
24	SOUTH CAROLINA* (SEC Network+)	6 p.m.
25	SOUTH CAROLINA* (SEC Network)	3 p.m.
26	SOUTH CAROLINA* (SEC Network)	3:30 p.m.
29	at Mississippi Valley State	6 p.m.

MAY

1	at Texas A&M* (SEC Network+)	6:30 p.m.
2	at Texas A&M* (SEC Network+)	3 p.m.
3	at Texas A&M* (SEC Network)	1 p.m.
6-9	SEC Tournament (Baton Rouge, La.)	TBA

All times Central • *SEC Game • Home Games in **BOLD CAPS**

1-Kajikawa Classic (Tempe, Ariz.); 2-Coastal Carolina Invitational (Conway, S.C.); 3-Red and Blue Classic (Oxford, Miss.); 4-FIU Invitational (Miami, Fla.)

All times Central and subject to change

OLE MISS

Ole
Miss



OLE MISS

ALABAMA • ARKANSAS • AUBURN • FLORIDA • GEORGIA • KENTUCKY • LSU • OLE MISS

University of Mississippi Rebels Quick Facts

GENERAL INFORMATION

LOCATION: Oxford, Miss.
FOUNDED: 1848
ENROLLMENT: 22,286
NICKNAME: Rebels
COLORS: Cardinal Red & Navy Blue
STADIUM (CAPACITY): Ole Miss Softball Complex (1,000)
DIMENSIONS: L-200, C-220, R-200
LETTERWINNERS RETURNING/LOST: 12/6
POSITION STARTERS RETURNING/LOST: 6/2
PITCHERS RETURNING/LOST: 2/2
NEWCOMERS: 8
2014 RECORD: 22-31
2014 SEC RECORD/FINISH: 3-21/13th

MEDIA INFORMATION

MAILING ADDRESS: P.O. Box 217, University, MS 38677
OVERNIGHT ADDRESS: 908 All-American Dr., University, MS 38677
MEDIA RELATIONS OFFICE PHONE: (662) 915-7522
SOFTBALL CONTACT: Bill Bunting
OFFICE: (662) 915-1083
CELL: (662) 816-5862
EMAIL: wbunting@olemiss.edu
FAX: (662) 915-7006
PRESS BOX PHONE: (662) 915-7851
WEBSITE: www.OleMissSports.com

SOFTBALL STAFF

HEAD COACH: Mike Smith (The Master's College, 1992)
RECORD AT OLE MISS: 0-0 (First Season)
OVERALL RECORD: 748-224 (16 years)

SOFTBALL OFFICE PHONE: (662) 915-7891
SOFTBALL OFFICE FAX: (662) 915-5648

TEAM HISTORY

ALL-TIME RECORD: 410-614
ALL-TIME SEC RECORD: 130-376
SEC CHAMPIONSHIPS: 0
SEC TOURNAMENT APPEARANCES: 3 (2006-08)
SEC TOURNAMENT TITLES: 0
SEC TOURNAMENT RECORD: 0-3
NCAA APPEARANCES: 0
NCAA SUPER REGIONAL APPEARANCES: 0
NATIONAL CHAMPIONSHIPS: 0
WCWS APPEARANCES: 0



MIKE SMITH

Head Coach
The Master's College, 1992

COACHING STAFF



MIKE SMITH
Head Coach



JAKE SCHUMANN
Associate Head Coach



SHARON PALMA
Assistant Coach

ADMINISTRATION



DR. DANIEL W. JONES
Chancellor



DR. RON RYCHLAK
Faculty Athletic Representative



ROSS BJORK
Athletics Director



LYNNETTE JOHNSON
Senior Woman Administrator



BILL BUNTING
Softball SID

NUMERICAL ROSTER

No.	Name
1	Haley Culley
2	Alyssa Invergo
3	Bri Payne
4	Miranda Strother
5	Madi Osias
6	Emily Raspo
7	Jamie Morgan
8	Danae King
9	Grayce Majam
10	Natalie Martinez
11	Natalie Martinez
14	Allison Brown
16	Paige McKinney
18	Lauren Lindsey
20	Courtney Syrett
21	Emily Gaitan
23	Kayla Landwehrmier
25	Emily Boyd
32	Melina Preciado
33	Elantra Cox
44	Alex Schneider
66	Aimilia McDonough

2015 ALPHABETICAL ROSTER

No.	Name	Pos.	B/T	Ht.	Cl.	Hometown
25	Emily Boyd	P	R/R	5-7	So.	Cohutta, Ga.
14	Allison Brown	3B/SS	R/R	5-3	Sr.	Los Alamitos, Calif.
11	Lindsey Cassel	C	R/R	5-6	Fr.	Klein, Texas
33	Elantra Cox	OF	L/R	5-3	Fr.	Henderson, Tenn.
1	Haley Culley	SS	L/R	5-7	Jr.	Mesa, Ariz.
21	Emily Gaitan	P	R/R	6-0	So.	Tampa, Fla.
2	Alyssa Invergo	2B/SS	L/R	5-4	So.	Peotone, Ill.
8	Danae King	3B/1B	R/R	5-10	Fr.	Peoria, Ariz.
23	Kayla Landwehrmier	OF	R/R	5-7	Fr.	St. Charles, Mo.
18	Lauren Lindsey	P	L/L	6-3	Sr.	Decatur, Ala.
9	Grayce Majam	SS/2B	L/R	5-5	Fr.	Pine Valley, Calif.
10	Natalie Martinez	C/OF	R/R	5-7	Jr.	Chino Hills, Calif.
66	Aimilia McDonough	UT	L/R	5-7	Fr.	St. Louis, Mo.
16	Paige McKinney	OF	L/R	5-4	Fr.	Southaven, Miss.
7	Jamie Morgan	3B/OF	L/R	5-6	Sr.	Scottsdale, Ariz.
5	Madi Osias	P/1B	R/R	5-7	Jr.	Tustin, Calif.
3	Bri Payne	OF	R/R	5-6	Jr.	Bay City, Texas
32	Melina Preciado	IF/OF	L/R	5-5	Jr.	Ontario, Calif.
6	Emily Raspo	SS/2B	R/R	5-2	Fr.	Modesto, Calif.
44	Alex Schneider	IF	R/R	5-10	Fr.	Southlake, Texas
4	Miranda Strother	OF	L/R	5-9	So.	Suwanne, Ga.
20	Courtney Syrett	C	R/R	5-7	So.	Bay Shore, N.Y.



ALLISON BROWN

Senior • 3B • Los Alamitos, Calif.

Career .317 hitter ... Hit .338 as a junior, second highest on the team ... Had 28 RBIs, second on the team, highlighted by eight multi-RBI games ... Was second on the team with 51 hits ... Tied for 12th in the SEC with a team-high 12 doubles, which is tied for the sixth most in single-season program history ... Made 87 defensive assists and 56 putouts at third base ... Was second on the team with 151 at bats ... Had an 11-game hitting streak (2/14-2/23), tied for the third longest in program history ... Named to the NFCA All-Region (South) Second team, becoming just the fourth Rebel in program history to receive all-region honors as a sophomore ... Earned SEC All-Freshman team honors ... Played and started in all 54 games as a freshman leading the team in RBI with 36 ... Broke the Ole Miss freshman RBI record previously held by former All-American Lauren Grill.



HALEY CULLEY

Junior • 2B • Mesa, Ariz.

Expected to move to second base as a junior for the Rebels ... Started every game but one at shortstop as a sophomore ... Was third on the team with 49 hits and batted .301 ... Led the team with 10 stolen bases ... Started at shortstop in every game of her freshman year ... Named SEC Freshman of the Week on March 4 ... Hit .485 in a 13-game stretch from Feb. 20-March 3 ... Went on an eight-game hitting streak from Feb. 27-March 8 ... Was fourth on the team with 31 runs scored ... Made 84 putouts and 90 assists defensively with nine errors (.951 fielding pct.) ... Finished the regular season 10th in the SEC in assists.

2015 SCHEDULE

FEBRUARY

5	1-MISS. VALLEY ST. (SEC Network+)	5:30 p.m.
6	1-MIDDLE TENN. (SEC Network+)	5:30 p.m.
7	1-ST. LOUIS (SEC Network+)	11:30 a.m.
	1-AUSTIN PEAY (SEC Network+)	2 p.m.
8	1-ST. LOUIS	12:30 p.m.
12	2-LOUISIANA TECH (SEC Network+)	5:30 p.m.
13	2-ILLINOIS	5:30 p.m.
14	2-UT-MARTIN	11:30 a.m.
	2-LAMAR	2 p.m.
15	2-LAMAR	12 p.m.
	2-ILLINOIS	2 p.m.
19	SOUTHEASTERN LOUISIANA	5:30 p.m.
21	PENN STATE	12 p.m.
	PENN STATE	2 p.m.
22	PENN STATE	1 p.m.
24	at UAB	6 p.m.
27	3-vs. Minnesota (ESPN3)	12:15 p.m.
	3-vs. Maryland	2:30 p.m.
28	3-vs. Notre Dame	2:30 p.m.
	3-vs. Indiana	4:45 p.m.

MARCH

1	3-vs. Georgetown	9 a.m.
4	KENNESAW STATE (SEC Network+)	3 p.m.
6	GEORGIA*	5:30 p.m.
7	GEORGIA* (SEC Network)	1 p.m.
8	GEORGIA*	1 p.m.
10	at Lipscomb	3 p.m.
11	at Samford	6 p.m.
13	TEXAS A&M*	5:30 p.m.
14	TEXAS A&M*	1 p.m.
15	TEXAS A&M*	1 p.m.
17	at Southeastern Louisiana	5:30 p.m.
20	at Ole Miss* (SEC Network+)	6 p.m.
21	at Ole Miss* (SEC Network)	12 p.m.
22	at Ole Miss* (SEC Network)	4 p.m.
25	at Southern Miss	4 p.m.
	at Southern Miss	6 p.m.
27	FLORIDA*	5:30 p.m.
28	FLORIDA*	1 p.m.
29	FLORIDA*	11 a.m.

APRIL

4	at Arkansas*	1 p.m.
5	at Arkansas* (SEC Network)	5 p.m.
6	at Arkansas* (SEC Network)	6 p.m.
8	LSU*	6 p.m.
10	at Missouri* (SEC Network+)	6:30 p.m.
11	at Missouri* (SEC Network+)	1 p.m.
12	at Missouri* (SEC Network)	2:30 p.m.
15	SOUTH ALABAMA (SEC Network)	8 p.m.
17	TENNESSEE*	5:30 p.m.
18	TENNESSEE*	6 p.m.
19	TENNESSEE*	1 p.m.
22	MEMPHIS (SEC Network+)	6 p.m.
25	at Georgia Southern	10 a.m.
	at Georgia Southern	12 p.m.

MAY

1	at South Carolina* (SEC Network+)	6 p.m.
2	at South Carolina* (SEC Network+)	3 p.m.
3	at South Carolina* (SEC Network)	11 a.m.
6-9	SEC Tournament (Baton Rouge, La.)	TBA

*SEC Game • Home Games in **BOLD CAPS**

1-Bulldog Kickoff Classic (Starkville, Miss.); 2-February Freezer (Starkville, Miss.); 3-Citrus Classic (Orlando, Fla.)
All times Central and subject to change

MISSISSIPPI STATE





MISSISSIPPI STATE

ALABAMA • ARKANSAS • AUBURN • FLORIDA • GEORGIA • KENTUCKY • LSU • OLE MISS

Mississippi State University Bulldogs Quick Facts

GENERAL INFORMATION

LOCATION: Starkville, Miss.
FOUNDED: 1878
ENROLLMENT: 20,161
NICKNAME: Bulldogs
COLORS: Maroon & White
STADIUM (CAPACITY): MSU Softball Field (750)
DIMENSIONS: L-200, C-220, R-200
LETTERWINNERS RETURNING/LOST: 12/8
POSITION STARTERS RETURNING/LOST: 5/4
PITCHERS RETURNING/LOST: 2/3
NEWCOMERS: 7
2014 RECORD: 39-21
2014 SEC RECORD/FINISH: 10-14/10th

MEDIA INFORMATION

MAILING ADDRESS: PO Box 5327, Mississippi State, MS 39762
OVERNIGHT ADDRESS: Room 202, Humphrey Coliseum, 55 Coliseum Blvd., Mississippi State, MS 39762
MEDIA RELATIONS OFFICE PHONE: (662) 325-2703
SOFTBALL CONTACT: Andrew Piper
OFFICE: (662) 325-0972
CELL: (662) 418-9183
E-MAIL: apiper@athletics.msstate.edu
FAX: (662) 325-2563
PRESS BOX PHONE: (662) 325-7546
WEBSITE: www.HailState.com

RECORD AT MISSISSIPPI STATE: 105-69 (Three years)
OVERALL RECORD: 105-69 (Three years)
SOFTBALL OFFICE PHONE: (662) 325-0560
SOFTBALL OFFICE FAX: (662) 325-9051

TEAM HISTORY


ALL-TIME RECORD: 693-559 (23 years)
ALL-TIME SEC RECORD: 235-320 (18 years)
SEC CHAMPIONSHIPS: 0
SEC TOURNAMENT APPEARANCES: 14 (1998-2005, 2007-08; 2012-14)
SEC TOURNAMENT TITLES: 0
SEC TOURNAMENT RECORD: 11-21
NCAA APPEARANCES: 11 (2000, 2002-05, 2007-09, 2012, 2013-14)
NCAA SUPER REGIONAL APPEARANCES: 0
WCWS APPEARANCES: 0
NATIONAL CHAMPIONSHIPS: 0
ALL-TIME NCAA RECORD: 11-22

SOFTBALL STAFF

HEAD COACH: Vann Stuedeman (Huntingdon, 1994)

VANN STUEDEMAN

Head Coach
Huntingdon, 1994



COACHING STAFF



VANN STUEDEMAN
Head Coach



TYLER BRATTON
Assistant Coach



SAMANTHA RICKETTS
Assistant Coach

ADMINISTRATION



DR. MARK E. KEENUM
President



DR. STEVEN C. TURNER
Faculty Athletic Representative



SCOTT STRICKLIN
Athletics Director



ANN CARR
Senior Woman Administrator



ANDREW PIPER
Softball SID

NUMERICAL ROSTER

No. Name

2	Madison Arroyo
3	Katie Anne Bailey
4	Cassady Knudsen
6	Julia Echols
8	Alexis Silkwood
9	Kayla Winkfield
10	Loryn Nichols
11	Katie Gentle
12	Olivia Golden
13	Mackenzie Toler
14	Holly Ward
15	Caroline Seitz
16	Demi Blaker
17	Claire Stucker
19	Morgan Bell
20	Ashley Phillips
23	Erika Gaul
24	Calyn Adams
25	Amanda Ivy
31	Carmen Carter

2015 ALPHABETICAL ROSTER

No.	Name	Pos.	B/T	Ht.	Cl.	Hometown
24	Calyn Adams	IF/C	L/R	5-7	Fr.	Chesterfield, Va.
2	Madison Arroyo	IF	R/R	5-7	R-Fr.	Waxhaw, N.C.
3	Katie Anne Bailey	UT	R/R	5-6	So.	Madison, Miss.
19	Morgan Bell	1B/3B	R/R	5-7	Fr.	Braselton, Ga.
16	Demi Blaker	UT	R/R	5-5	Fr.	Long Beach, Miss.
31	Carmen Carter	UT	R/R	5-10	Fr.	Jackson, Miss.
6	Julia Echols	IF	R/R	5-6	Sr.	McDonough, Ga.
23	Erika Gaul	IF	R/R	5-11	Sr.	Clermont, Fla.
11	Katie Gentle	OF	R/R	5-5	Sr.	Hartselle, Ala.
12	Olivia Golden	IF	R/R	5-5	So.	Hartselle, Ala.
25	Amanda Ivy	UT	R/R	5-8	So.	Batesville, Miss.
4	Cassady Knudsen	RHP	R/R	5-9	Fr.	Altoona, Iowa
10	Loryn Nichols	OF	L/R	5-4	Jr.	Murrieta, Calif.
20	Ashley Phillips	OF	R/R	5-6	Sr.	Water Valley, Miss.
15	Caroline Seitz	IF	R-R	5-9	So.	Birmingham, Ala.
8	Alexis Silkwood	LHP	L/L	5-4	So.	East Alton, Ill.
17	Claire Stucker	1B	R/L	5-11	Fr.	Fresno, Calif.
13	Mackenzie Toler	LHP	L/L	5-9	So.	Fayetteville, Ga.
14	Holly Ward	RHP	R/R	5-9	Fr.	Haleyville, Ala.
9	Kayla Winkfield	INF	L/R	5-8	Jr.	Giddings, Texas



CAROLINA SEITZ

Sophomore • IF • Birmingham, Ala.

Named to the National Fastpitch Coaches Association (NFCA) All-South Region First Team and the Southeastern Conference All-Freshman Team in 2014 and was selected as a Top 25 Finalist for the NFCA Freshman of the Year Award. Topped the squad with a .340 batting average, 64 hits, 20 doubles, four triples, 116 total bases and a .617 slugging percentage while starting all 60 games at third base. Hit 20 doubles as a rookie to set the Mississippi State freshman record, the total was good for the second most in a year in program history. Led the Southeastern Conference in doubles and ranked 17th among all NCAA Division I players in doubles per game (0.33). Will be counted on to play more of a leadership role this year and to continue to develop in second year with the program.



ALEXIS SILKWOOD

Sophomore • LHP • East Alton, Ill.

Proved to be a successful starter in 2014 and continued to develop during the season as she set the Mississippi State freshman record for strikeouts in a year with 167 and whiffs during a game with 13 versus Texas Southern in the NCAA Tournament. The 13 strikeouts were the most by any Bulldog pitcher during a postseason contest. The April 21, 2014, Southeastern Conference Pitcher of the Week, became just the third MSU freshman to receive the league's weekly pitching honor, joining Stephanie Comeaux and Kelli Miller, who both won the award in 2004. The Feb. 17 and March 3 Southeastern Conference Freshman of the Week honors made her the first Bulldog to receive two SEC Freshman of the Week honors since Ka'ili Smith (March 9, May 4) and Lindsey Dunlap (March 30, April 20) in 2009.

2015 SCHEDULE

FEBRUARY

13	1-vs. Louisville	10 a.m.
	1-vs. Chattanooga	12:30 p.m.
14	1-vs. South Dakota State	10 a.m.
	1-vs. Cleveland State	12:30 p.m.
15	1-at UCF	10:30 a.m.
19	2-vs. Cal State Fullerton	7:30 p.m.
	2-vs. Long Beach State	10 p.m.
20	2-vs. Texas	5:30 p.m.
	2-vs. UCLA	7:30 p.m.
21	2-vs. Arizona	4:30 p.m.
27	3-vs. Notre Dame (ESPN3)	2:30 p.m.
	3-vs. Penn State	4:45 p.m.
28	3-vs. Minnesota	12:15 p.m.
	3-vs. James Madison	4:45 p.m.

MARCH

1	3-vs. Maryland	9 a.m.
7	at South Carolina* (SEC Network)	11 a.m.
8	at South Carolina* (SEC Network)	5 p.m.
9	at South Carolina* (SEC Network)	6 p.m.
11	SOUTHEAST MISSOURI (SEC Network+)	4 p.m.
	SOUTHEAST MISSOURI (SEC Network+)	6 p.m.
13	4-vs. Fordham	10:15 a.m.
	4-vs. Lipscomb	12:30 p.m.
14	4-vs. Binghamton	12:30 p.m.
	4-at North Carolina State	5 p.m.
15	4-vs. Longwood	8:30 a.m.
18	at Missouri State	5 p.m.
20	at Tennessee* (SEC Network+)	5:30 p.m.
21	at Tennessee* (SEC Network)	7:30 p.m.
22	at Tennessee*	12:30 p.m.
25	vs. Illinois	3 p.m.
	vs. Illinois	5 p.m.
27	AUBURN* (SEC Network+)	6:30 p.m.
28	AUBURN* (SEC Network)	7 p.m.
29	AUBURN* (SEC Network)	12 p.m.

APRIL

1	ST. LOUIS (SEC Network+)	4 p.m.
3	at Georgia* (SEC Network+)	5 p.m.
4	at Georgia* (SEC Network+)	1 p.m.
5	at Georgia* (SEC Network+)	1 p.m.
8	NORTHERN IOWA (SEC Network+)	4 p.m.
	NORTHERN IOWA (SEC Network+)	6 p.m.
10	MISSISSIPPI STATE* (SEC Network+)	6:30 p.m.
11	MISSISSIPPI STATE* (SEC Network+)	1 p.m.
12	MISSISSIPPI STATE* (SEC Network)	2:30 p.m.
15	at Western Illinois	4 p.m.
	at Western Illinois	6 p.m.
17	at Arkansas* (SEC Network+)	6 p.m.
18	at Arkansas* (SEC Network+)	1 p.m.
19	at Arkansas* (SEC Network+)	1 p.m.
22	IOWA (SEC Network+)	4 p.m.
	IOWA (SEC Network+)	6 p.m.
25	LSU* (SEC Network+)	2 p.m.
26	LSU* (SEC Network+)	3 p.m.
27	LSU* (SEC Network)	6 p.m.

MAY

1	FLORIDA* (SEC Network+)	6:30 p.m.
2	FLORIDA* (SEC Network)	12 p.m.
3	FLORIDA* (SEC Network+)	12 p.m.
6-9	SEC Tournament (Baton Rouge, La.)	TBA

*SEC Game • Home Games in **BOLD CAPS**

1-Dot Richardson Invitational (Clermont, Fla.); 2-Mary Nutter Classic (Cathedral City, Calif.); 3-Citrus Classic (Kissimmee, Fla.); 4-NC State Hyatt Place Invitational (Raleigh, N.C.)
All times Central and subject to change

MISSOURI



TM



MISSOURI

ALABAMA • ARKANSAS • AUBURN • FLORIDA • GEORGIA • KENTUCKY • LSU • OLE MISS

University of Missouri Tigers Quick Facts

GENERAL INFORMATION

LOCATION: Columbia, Mo.
FOUNDED: 1839
ENROLLMENT: 35,441
NICKNAME: Tigers
COLORS: Old Gold and Black
STADIUM (CAPACITY): University Field (500)
DIMENSIONS: L-190, C-220, R-190
POSITION STARTERS RETURNING/LOST:
 8/3
PITCHERS RETURNING/LOST: 1/2
NEWCOMERS: 7
2014 RECORD: 43-18
2014 SEC RECORD/FINISH: 15-9/T3rd
2014 FINAL NATIONAL RANKING: No. 19
 USA Today/NFCA, No. 18 ESPN.com/USA
 Softball

MEDIA INFORMATION

MAILING ADDRESS: P.O. Box 677, Columbia,
 Mo. 65205
OVERNIGHT ADDRESS: Mizzou Athletics,
 Suite 200, Mizzou Arena, One Champions
 Drive, Columbia, MO 65211-3110
MEDIA RELATIONS OFFICE PHONE:
 (573) 882-3241
SOFTBALL CONTACT: Chad Moller
OFFICE: (573) 882-0712
CELL: (573) 268-3110
EMAIL: MollerC@missouri.edu
FAX: (573) 882-4720
PRESS BOX PHONE: (573) 884-2971
WEBSITE: www.mutigers.com

OVERALL RECORD: 515-177 (11 Years)
SOFTBALL OFFICE PHONE: (573) 882-0721

TEAM HISTORY

ALL-TIME RECORD: 1,383-710
ALL-TIME SEC RECORD: 30-17
SEC CHAMPIONSHIPS: 0
SEC TOURNAMENT APPEARANCES: 2
SEC TOURNAMENT TITLES: 0
SEC TOURNAMENT RECORD: 2-2
NCAA APPEARANCES: 18 (1982-83, 1991,
 1994-95, 1997, 1999, 2003-05, 2007-14)
NCAA SUPER REGIONAL APPEARANCES: 6
 (2008-13)
WCWS APPEARANCES: 6 (1983, 1991, 1994,
 2009-11)
NATIONAL CHAMPIONSHIPS: 0
ALL-TIME NCAA RECORD: 45-39

SOFTBALL STAFF

HEAD COACH: Ehren Earleywine (Westminster,
 1994)
RECORD AT MISSOURI: 369-122 (8 years)

EHREN EARLEYWINE

Head Coach
 Westminster, 1994

COACHING STAFF



EHREN EARLEYWINE
 Head Coach



PETE D'AMOUR
 Associate Head Coach



GINA SCHNEIDER
 Assistant Coach

ADMINISTRATION



R. BOWEN LOFTIN
 Chancellor



LORI FRANZ
 Faculty Athletic Representative



MICHAEL ALDEN
 Athletics Director



SARAH REESMAN
 Senior Woman Administrator



CHAD MOLLER
 Softball SID



NUMERICAL ROSTER

No.	Name
2	Emily Crane
3	Paige Bange
5	Tori Finucane
7	Natalie Fleming
8	Sydney Sprague
9	Taylor Gadbois
10	Kelsea Roth
11	Kayla Kingsley
12	Angela Randazzo
13	Cheyenne Baxter
14	Paige Lowary
16	Corrin Genovese
17	Alyssa Cousins
20	Amanda Sanchez
21	Jordan Zolman
22	Morgan Walters
24	Anna Reed
26	Sara Harvey
27	Kirsten Mack
51	Sami Fagan

2015 ALPHABETICAL ROSTER

No.	Name	Pos.	Cl.	Ht.	B/T	Hometown
3	Paige Bange	IF	Fr.	5-3	R/R	Jefferson City, Mo.
13	Cheyenne Baxter	RHP	So.	6-0	R/R	Norborne, Mo.
17	Alyssa Cousins	C	Sr.	5-9	R/R	Carrollton, Texas
2	Emily Crane	2B/OF	Jr.	5-6	L/R	Troy, Mo.
51	Sami Fagan	SS	R-Jr.	5-9	L/R	Dunnellon, Fla.
5	Tori Finucane	RHP	So.	5-7	L/R	Germantown, Md.
7	Natalie Fleming	3B/2B	So.	5-9	R/R	Silex, Mo.
9	Taylor Gadbois	OF	R-Jr.	5-10	L/R	Maryville, Mo.
16	Corrin Genovese	IF	Sr.	5-7	R/R	East Amherst, N.Y.
26	Sara Harvey	IF	Fr.	5-8	L/L	Kansas City, Mo.
11	Kayla Kingsley	OF	R-Jr.	5-7	L/R	Oklahoma City, Okla.
14	Paige Lowary	LHP	Fr.	5-10	L/L	Dallas Center, Iowa
27	Kirsten Mack	C	So.	5-11	R/R	Riverside, Calif.
12	Angela Randazzo	3B/C	Sr.	5-8	R/R	Poway, Calif.
24	Anna Reed	OF	So.	5-6	L/L	Lonedell, Mo.
10	Kelsea Roth	1B	Sr.	5-10	R/R	Yorba Linda, Calif.
20	Amanda Sanchez	1B/3B/RF	Fr.	5-9	L/R	West Covina, Calif.
8	Sydney Sprague	IF	Fr.	5-8	R/R	Columbus, Ga.
22	Morgan Walters	IF/OF	Fr.	5-8	R/R	Buford, Ga.
21	Jordan Zolman	1B/P	So.	5-11	R/R	Arbyrd, Mo.



TORI FINUCANE

Sophomore • RHP • Germantown, Md.

Burst onto the scene and quickly developed into one of the top Friday-night pitchers in the country. Named the SEC Freshman of the Year, while taking home 1st-Team All-SEC honors for leading the Tigers in the circle with an impressive 21-6 record with a 1.73 earned run average in 32 appearances (29 starts). Was a perfect 7-0 in Friday night conference starts, including wins against No. 3 Florida, No. 13 Georgia and No. 13 Texas A&M. Also won a second game in the three-game series at Florida to give the Tigers a road series win against the eventual national champion.



TAYLOR GADBOIS

Junior • OF • Maryville, Mo.

Emerged as one of the breakout players in all of college softball a year ago, earning NFCA 3rd-Team All-American honors and 1st-Team All-SEC acclaim after hitting .421 in 2014 and stealing an SEC-best 46 bases. Her average ranked as fifth-best in the conference, and was a drastic improvement from her average of .103 as a freshman in 2013. Put together an impressive stretch from Feb. 16-March 29 where she hit safely in 29-consecutive games to break the Mizzou record of 19, held by former All-American Rhea Taylor.

2015 SCHEDULE

FEBRUARY

6	1-vs. Longwood	12:30 p.m.
7	1-vs. Delaware State	2 p.m.
	1-at East Carolina	4:30 p.m.
8	1-vs. Longwood	2 p.m.
	1-at East Carolina	4:30 p.m.
11	UCF (SEC Network+)	4 p.m.
13	2-PRESBYTERIAN (SEC Network+)	3 p.m.
14	2-NORTH CAROLINA (SEC Network+)	3 p.m.
15	2-APPALACHIAN STATE (SEC Network+)	12:30 p.m.
	2-COLLEGE OF CHARLESTON (SEC Network+)	3 p.m.
19	3-vs. LIU	1:30 p.m.
	3-vs. Florida State	6 p.m.
20	3-vs. Stanford	11 p.m.
21	3-vs. California	8 p.m.
22	3-vs. Northwestern	12 p.m.
25	WESTERN CAROLINA (SEC Network+)	6 p.m.
27	4-CHARLESTON SO. (SEC Network+)	5:30 p.m.
28	4-MARSHALL (SEC Network+)	3 p.m.

MARCH

1	4-SOUTH ALABAMA (SEC Network+)	12:30 p.m.
	4-TENNESSEE STATE (SEC Network+)	3 p.m.
3	CHARLOTTE (SEC Network+)	6 p.m.
5	LIBERTY (SEC Network+)	6 p.m.
7	MISSOURI* (SEC Network)	12 p.m.
8	MISSOURI* (SEC Network)	6 p.m.
9	MISSOURI* (SEC Network)	7 p.m.
11	WESTERN KENTUCKY (SEC Network+)	6 p.m.
13	TENNESSEE* (SEC Network+)	6 p.m.
14	TENNESSEE* (SEC Network+)	2 p.m.
15	TENNESSEE* (SEC Network+)	1 p.m.
18	at Winthrop (SEC Network+)	6 p.m.
20	at Texas A&M* (SEC Network+)	7:30 p.m.
21	at Texas A&M* (SEC Network)	6:30 p.m.
22	at Texas A&M* (SEC Network)	1 p.m.
25	FURMAN (SEC Network+)	6 p.m.
26	NORTH FLORIDA (SEC Network+)	5 p.m.
	NORTH FLORIDA (SEC Network+)	7:30 p.m.
31	at UNC Wilmington	3 p.m.

APRIL

1	COLLEGE OF CHARLESTON (SEC Network+)	6 p.m.
3	at Florida* (SEC Network+)	6 p.m.
4	at Florida* (SEC Network+)	12 p.m.
	at Florida* (SEC Network+)	2:30 p.m.
7	USC UPSTATE (SEC Network)	7 p.m.
10	ARKANSAS* (SEC Network+)	6 p.m.
11	ARKANSAS* (SEC Network+)	1 p.m.
12	ARKANSAS* (SEC Network+)	1 p.m.
14	at Coastal Carolina	5 p.m.
17	at Kentucky* (SEC Network+)	6 p.m.
18	at Kentucky* (SEC Network+)	3 p.m.
19	at Kentucky* (SEC Network+)	1 p.m.
21	GEORGIA SOUTHERN (SEC Network+)	6 p.m.
24	at Mississippi* (SEC Network+)	7 p.m.
25	at Mississippi* (SEC Network)	4 p.m.
26	at Mississippi* (SEC Network)	4:30 p.m.

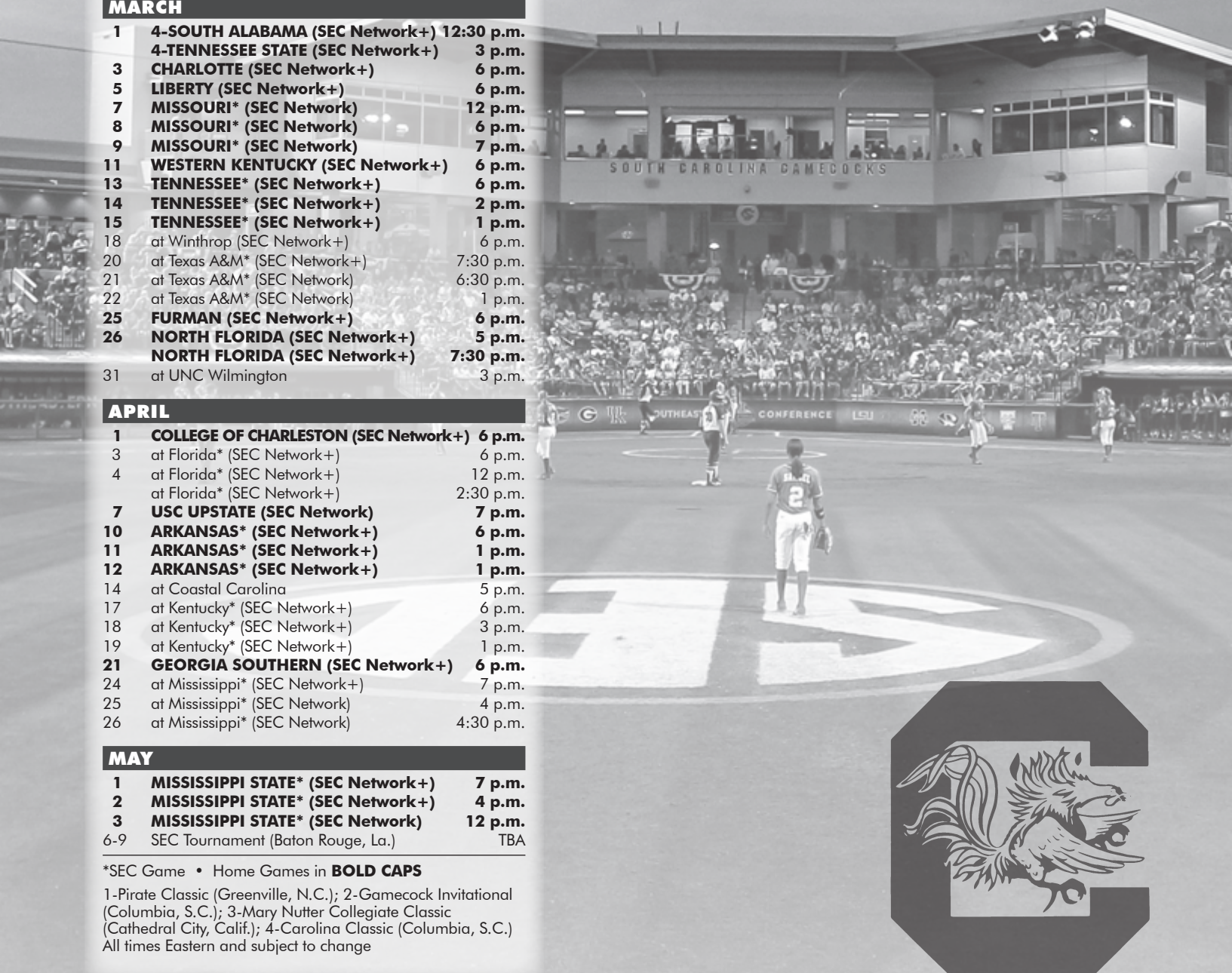
MAY

1	MISSISSIPPI STATE* (SEC Network+)	7 p.m.
2	MISSISSIPPI STATE* (SEC Network+)	4 p.m.
3	MISSISSIPPI STATE* (SEC Network)	12 p.m.
6-9	SEC Tournament (Baton Rouge, La.)	TBA

*SEC Game • Home Games in **BOLD CAPS**

1-Pirate Classic (Greenville, N.C.); 2-Gamecock Invitational (Columbia, S.C.); 3-Mary Nutter Collegiate Classic (Cathedral City, Calif.); 4-Carolina Classic (Columbia, S.C.)
All times Eastern and subject to change

SOUTH CAROLINA





SOUTH CAROLINA

ALABAMA • ARKANSAS • AUBURN • FLORIDA • GEORGIA • KENTUCKY • LSU • OLE MISS

University of South Carolina Gamecocks Quick Facts

GENERAL INFORMATION

LOCATION: Columbia, S.C.
FOUNDED: 1801
ENROLLMENT: 31,288
NICKNAME: Gamecocks
COLORS: Garnet (PMS 202C) and Black
STADIUM (CAPACITY): Carolina Softball Stadium at Beckham Field (1,400)
DIMENSIONS: L-200, C-220, R-200
LETTERWINNERS RETURNING/LOST: 14/7
POSITION STARTERS RETURNING/LOST: 7/4
PITCHERS RETURNING/LOST: 2/1
NEWCOMERS: 7
2014 RECORD: 36-22
2014 SEC RECORD/FINISH: 11-13/T8th

MEDIA INFORMATION

MAILING ADDRESS: Rice Athletic Center, 1304 Heyward St., Columbia, SC 29208
OVERNIGHT ADDRESS: Same
MEDIA RELATIONS OFFICE PHONE: (803) 777-5204
SOFTBALL CONTACT: Koby Padgett
OFFICE: (803) 777-8017
CELL: (803) 386-8345
EMAIL: kpadgett@sc.edu
FAX: (803) 777-2967
PRESS BOX PHONE: (803) 777-6467
WEBSITE: www.gamecocksonline.com

SOFTBALL OFFICE PHONE: (803) 777-7858
SOFTBALL OFFICE FAX: (803) 777-0964

TEAM HISTORY

ALL-TIME RECORD: 1335-711-6 (40 years)
ALL-TIME SEC RECORD: 210-280 (16 years)
SEC CHAMPIONSHIPS: 1 (1997)
SEC TOURNAMENT APPEARANCES: 12 (1997-2005, 2007, 2013-14)
SEC TOURNAMENT TITLES: 2 (1997, 2000)
SEC TOURNAMENT RECORD: 15-16
NCAA APPEARANCES: 17 (1982-83, 1988-89, 1994-97, 1999-2004, 2007, 2013-14)
NCAA SUPER REGIONAL APPEARANCES: 1 (2007)
WCWS APPEARANCES: 3 (1983, 1989, 1997)
NATIONAL CHAMPIONSHIPS: 0
ALL-TIME NCAA RECORD: 31-29

SOFTBALL STAFF

HEAD COACH: Beverly Smith (North Carolina, 1994)
RECORD AT SOUTH CAROLINA: 119-109 (4 years)
OVERALL RECORD: 119-109 (4 years)

BEVERLY SMITH

Head Coach
North Carolina, 1994



COACHING STAFF



BEVERLY SMITH
Head Coach



LISA NAVAS
Associate Head Coach



CALVIN BEAMON
Assistant Coach

ADMINISTRATION



DR. HARRIS PASTIDES
President



DR. ZACH KELEHEAR
Faculty Representative



RAY TANNER
Athletics Director



JUDY VAN HORN
Senior Woman Administrator



KOBY PADGETT
Softball SID

SOUTH CAROLINA



MISSISSIPPI STATE • MISSOURI • SOUTH CAROLINA • TENNESSEE • TEXAS A&M • VANDERBILT

NUMERICAL ROSTER

No.	Name
1	Macey Webb
2	Caroline Cash
3	Jordyn Augustus
4	Hayley Copeland
5	Ansley Ard
6	Jordan Bizzell
8	Taylor Williams
9	Kristen Struett
11	Krystan White
12	Kaylea Snaer
13	Sarah Mooney
14	Kate Shereyk
16	Effie Manahan
17	Aubrey Rabun
18	Tiara Duffy
20	Lauren Masters
21	Victoria Williams
22	Alaynie Page
23	Julie Sarratt
24	Kamryn Watts
25	Olivia Lawrence
33	Nickie Blue

2015 ALPHABETICAL ROSTER

No.	Name	Pos.	B/T	Ht.	Cl.	Hometown
5	Ansley Ard	OF	R/R	5-9	Jr.	Sumter, S.C.
3	Jordyn Augustus	UT	R/R	5-4	Fr.	New Tripoli, Pa.
6	Jordan Bizzell	3B/C	R/R	5-4	Jr.	Hartsville, S.C.
33	Nickie Blue	P	R/R	6-1	So.	Longmont, Colo.
2	Caroline Cash	OF	L/L	5-6	Fr.	Spartanburg, S.C.
4	Hayley Copeland	P	R/R	6-0	Fr.	Yorba Linda, Calif.
18	Tiara Duffy	OF	L/L	5-10	Fr.	Rehoboth Beach, Del.
25	Olivia Lawrence	C/1B	L/R	5-6	Sr.	Woodstown, N.J.
16	Effie Manahan	C/1B	R/R	5-9	So.	Brooklet, Ga.
20	Lauren Masters	IF	R/R	5-3	R-So.	Evans, Ga.
13	Sarah Mooney	C/3B	R/R	5-7	Sr.	Huntersville, N.C.
22	Alaynie Page	OF	R/R	5-6	So.	Boiling Springs, S.C.
17	Aubrey Rabun	C/3B	R/R	5-5	Fr.	Ladson, S.C.
23	Julie Sarratt	P	R/R	5-4	R-Sr.	Gaffney, S.C.
14	Kate Shereyk	UT	R/R	5-7	So.	Homewood, Ill.
12	Kaylea Snaer	1B	R/R	5-9	So.	Rowland Heights, Calif.
9	Kristen Struett	OF	R/R	5-7	Sr.	Westminster, Calif.
24	Kamryn Watts	IF	R/R	5-6	Fr.	Los Angeles, Calif.
1	Macey Webb	UT	R/R	5-6	So.	Stanfield, N.C.
11	Krystan White	IF	R/R	5-6	Fr.	Chesterfield, S.C.
8	Taylor Williams	IF	R/R	5-9	So.	Flatonia, Texas
21	Victoria Williams	IF	L/R	5-6	So.	Williamston, S.C.



SARAH MOONEY

Senior • C • Huntersville, N.C.

Sarah Mooney made a major impact on the Gamecocks' lineup as a transfer from James Madison. In 2014, she set the school's single-season home-run record with 12 round-trippers during the campaign. The former Colonial Athletic Association Player of the Year has a career total of 38 homers in three years of collegiate softball. Her solid defense behind the plate will also help the Gamecocks continue their climb up the ladder in SEC play.



JULIE SARRATT

Redshirt Senior • P/1B • Gaffney, S.C.

Julie Sarratt, the last holdover from Beverly Smith's first team at South Carolina, returns after leading the Gamecocks with a 2.74 ERA and 140 strikeouts a year ago. She holds spots in 11 of the Gamecocks' pitching top-15 lists coming into her final season in the Garnet and Black. The Gaffney, S.C., redshirt senior already holds a degree in accounting and is working on her masters in the same field.

2015 SCHEDULE

FEBRUARY

6	1-vs. Ohio	10 a.m.
	1-vs. Dayton	5:30 p.m.
7	1-at Kennesaw State	3 p.m.
8	1-vs. Northern Kentucky	3 p.m.
13	2-vs. Fordham	11:15 a.m.
	2-vs. Florida Gulf Coast	1:30 p.m.
14	2-at USF	3:45 p.m.
	2-vs. Detroit	6 p.m.
15	2-vs. St. John's	9 a.m.
19	3-vs. Notre Dame	1 p.m.
	3-vs. Florida State	3:30 p.m.
20	3-vs. California	3:30 p.m.
21	3-vs. Utah	1 p.m.
	3-vs. Nebraska	3:30 p.m.
24	GEORGIA TECH (SEC Network+)	4 p.m.
27	4-MURRAY STATE (SEC Network+)	3 p.m.
	4-FURMAN (SEC Network+)	5:30 p.m.
28	4-BRADLEY	12:30 p.m.
	4-Semifinal (SEC Network+)	3/5:30 p.m.

MARCH

1	4-3rd Place/Champ. Game (SEC Network+)	11 am/1:30 pm.
3	at Virginia Tech	4 p.m.
5	5-INDIANA STATE	5 p.m.
6	5-NORTH DAKOTA STATE	4:30 p.m.
7	5-NORTHERN IOWA (SEC Network+)	11:30 a.m.
	5-BYU (SEC Network+)	2 p.m.
8	5-PURDUE (SEC Network+)	12:30 p.m.
10	ILLINOIS STATE	6 p.m.
13	at South Carolina* (SEC Network+)	6 p.m.
14	at South Carolina* (SEC Network+)	2 p.m.
15	at South Carolina* (SEC Network+)	1 p.m.
17	WESTERN KENTUCKY	6 p.m.
20	MISSOURI* (SEC Network+)	6:30 p.m.
21	MISSOURI* (SEC Network)	8:30 p.m.
22	MISSOURI*	1:30 p.m.
24	at ETSU	6 p.m.
28	GEORGIA* (SEC Network+)	3 p.m.
29	GEORGIA* (SEC Network)	7 p.m.
30	GEORGIA* (SEC Network)	7 p.m.

APRIL

1	APPALACHIAN STATE	7 p.m.
2	at Auburn* (SEC Network+)	7 p.m.
3	at Auburn* (SEC Network+)	7 p.m.
4	at Auburn* (SEC Network)	4:30 p.m.
7	EASTERN KENTUCKY	6 p.m.
10	LSU* (SEC Network+)	6:30 p.m.
11	LSU* (ESPN)	5 p.m.
12	LSU* (SEC Network+)	1:30 p.m.
14	ETSU	6 p.m.
17	at Mississippi State*	6:30 p.m.
18	at Mississippi State*	7 p.m.
19	at Mississippi State*	2 p.m.
21	KENNESAW STATE	6 p.m.
23	at Alabama* (ESPN)	8 p.m.
24	at Alabama* (SEC Network+)	7:30 p.m.
25	at Alabama* (SEC Network+)	3 p.m.

MAY

1	KENTUCKY*	6:30 p.m.
2	KENTUCKY* (ESPNU)	7 p.m.
3	KENTUCKY* (ESPN2)	1 p.m.
6-9	SEC Tournament (Baton Rouge, La.)	TBA

*SEC Game

1-Kennesaw State Tournament (Kennesaw, Ga.); 2-USF Invitational (Tampa, Fla.); 3-Mary Nutter Collegiate Classic (Cathedral City, Calif.); 4-Tennessee Classic (Knoxville, Tenn.); 5- Tennessee Invitational (Knoxville, Tenn.)
All times Eastern and subject to change

TENNESSEE





TENNESSEE

ALABAMA • ARKANSAS • AUBURN • FLORIDA • GEORGIA • KENTUCKY • LSU • OLE MISS

University of Tennessee Volunteers Quick Facts

GENERAL INFORMATION

LOCATION: Knoxville, Tenn.
FOUNDED: 1794
ENROLLMENT: 27,410
NICKNAME: Volunteers
COLORS: Orange (PMS 151) and White
STADIUM (CAPACITY): Sherri Parker Lee Softball Stadium (1,649)
DIMENSIONS: L-200, C-220, R-200
LETTERWINNERS RETURNING/LOST: 10/9
POSITION STARTERS RETURNING/LOST: 5/3
PITCHERS RETURNING/LOST: 4/1
NEWCOMERS: 8
2014 RECORD: 46-12
2014 SEC RECORD/FINISH: 17-7/2nd
2014 FINAL RANKINGS: No. 12 USA Today/NFCA, No. 11 ESPN.com/USA Softball

MEDIA INFORMATION

MAILING ADDRESS: 1551 Lake Loudoun Blvd., Knoxville, TN 37996
OVERNIGHT ADDRESS: P.O. Box 15016, Knoxville, TN 37901-5016
MEDIA RELATIONS OFFICE PHONE: (865) 974-7478
SOFTBALL CONTACT: Stephen K. Lee
OFFICE: (865) 974-7478
CELL: (504) 259-0907
EMAIL: sklee@utk.edu
FAX: (865) 974-8875
PRESS BOX PHONE: (865) 946-3979
WEBSITE: www.utladyvols.com

SOFTBALL STAFF

CO-HEAD COACH: Ralph Weekly (Arizona State, 1973)
RECORD AT TENNESSEE: 664-200-2 (13 years)
OVERALL RECORD: 1165-381-2 (27 years)

CO-HEAD COACH: Karen Weekly (Pacific Lutheran, 1986)
RECORD AT TENNESSEE: 664-200-2 (13 years)
OVERALL RECORD: 887-297-2 (18 years)
SOFTBALL OFFICE PHONE: (865) 974-4274
SOFTBALL OFFICE FAX: (865) 974-4327

TEAM HISTORY

ALL-TIME RECORD: 897-363-2
ALL-TIME SEC RECORD: 288-195-1
SEC CHAMPIONSHIPS: 1 (2007)
SEC TOURNAMENT APPEARANCES: 15 (1997-99, 2003-14)
SEC TOURNAMENT TITLES: 2 (2006, 2011)
SEC TOURNAMENT RECORD: 22-19
NCAA APPEARANCES: 12 (1999, 2004-14)
NCAA SUPER REGIONAL APPEARANCES: 7 (2005-07, 2010, 2012-14)
WCWS APPEARANCES: 6 (2005-07, 2010, 2012-13)
NATIONAL CHAMPIONSHIPS: 0
ALL-TIME NCAA RECORD: 59-24

KAREN WEEKLY


Co-Head Coach
Pacific Lutheran, 1986

RALPH WEEKLY

Co-Head Coach
Arizona State, 1973



COACHING STAFF



RALPH WEEKLY
Co-Head Coach



KAREN WEEKLY
Co-Head Coach



MARTY McDANIEL
Assistant Coach

ADMINISTRATION



DR. JIMMY CHEEK
Chancellor



DR. DONALD BRUCE
Faculty Athletic Representative



DAVE HART
Vice Chancellor/
Director of Athletics



DONNA THOMAS
Senior Woman Administrator



STEPHEN K. LEE
Softball SID

CAROLINA • MISSOURI • MISSISSIPPI STATE

NUMERICAL ROSTER

No.	Name
1	Jessica Adell
3	Scarlet McSwain
5	Taylor Koenig
6	CJ McClain
7	Tory Lewis
8	Shallyah Geathers
9	Hannah Devotie
14	Megan Geer
17	Gretchen Aucoin
19	Lexi Overstreet
22	Erin Gabriel
23	Haileigh Norris
24	Annie Aldrete
29	Shianne Ybarra
34	Lauren Irwin
42	Rainey Gaffin
55	Meghan Gregg
77	Cheyenne Tarango

2015 ALPHABETICAL ROSTER

No.	Name	Pos.	B/T	Ht.	Cl.	Hometown
1	Jessica Adell	OF	L/R	5-6	Fr.	Prospect, Ky.
24	Annie Aldrete	C/IF	R/R	5-6	So.	Monterey, Calif.
17	Gretchen Aucoin	P/IF	L/R	5-11	Jr.	Ocean Springs, Miss.
9	Hannah Devotie	OF	R/R	5-2	So.	Johnson City, Tenn.
22	Erin Gabriel	P	R/R	5-7	Jr.	Poland, Ohio
42	Rainey Gaffin	OF	L/R	5-10	Jr.	Thornton, Colo.
8	Shallyah Geathers	OF	L/R	5-3	So.	Chattanooga, Tenn.
14	Megan Geer	OF/IF	R/R	5-8	So.	Los Alamitos, Calif.
55	Meghan Gregg	IF	L/R	5-9	Fr.	Williamson, Ga.
7	Tory Lewis	OF	L/R	5-6	R-Sr.	Chattanooga, Tenn.
34	Lauren Irwin	IF	R/R	5-7	Fr.	Seymour, Tenn.
5	Taylor Koenig	IF	R/R	5-10	So.	Mira Loma, Calif.
6	CJ McClain	OF	R/R	5-6	Fr.	Nashville, Fla.
3	Scarlet McSwain	IF	R/R	5-9	Fr.	Paris, Tenn.
23	Haileigh Norris	OF	R/L	5-10	So.	Millington, Tenn.
19	Lexi Overstreet	OF/C	L/R	5-7	Jr.	Suwannee, Ga.
77	Cheyenne Tarango	IF/P	R/R	5-8	Sr.	Anaheim Hills, Calif.
29	Shianne Ybarra	IF	L/R	5-9	Fr.	Mission Viejo, Calif.



ANNIE ALDRETE

Sophomore • C • Monterey, Calif.

Annie Aldrete is coming off of an impressive 2014 freshman campaign in which she was named the NFCA Division I National Freshman of the Year Co-Winner, an NFCA Second-Team All-American and a First-Team All-SEC selection. Aldrete played in all 58 games, making 55 starts (32 at catcher) and tied the Tennessee single-season home run record with 19 homers. She also hit .361 with 14 doubles and posted UT rookie records with 65 RBIs and a .813 slugging percentage.



RAINEY GAFFIN

Junior • OF/P • Thornton, Colo.

Rainey Gaffin emerged as a dual threat for Tennessee in 2014, hitting .311 with eight extra-base hits, 15 RBIs and 12 stolen bases and posting a 1.16 ERA in the circle with a 7-3 record over 20 appearances. Gaffin threw a no-hitter in her first collegiate start as a pitcher, striking out six over six innings against Wright State in an 8-0 (6) win on March 5.

2015 SCHEDULE

FEBRUARY

6	1-vs. Utah	12:30 p.m.
	1-at UCLA	5:30 p.m.
7	1-vs. San Diego State	3:30 p.m.
	1-at UCLA	5:30 p.m.
8	1-vs. Purdue	12 p.m.
13	2-PENN STATE (SEC Network+)	3 p.m.
	2-EASTERN MICHIGAN (SEC Network+)	5:15 p.m.
14	2-EASTERN MICHIGAN (SEC Network+)	3 p.m.
	2-PENN STATE (SEC Network+)	5:15 p.m.
15	2-MISSOURI STATE (SEC Network+)	12:15 p.m.
18	OREGON (SEC Network+)	4:30 p.m.
20	3-vs. BYU	12 p.m.
21	3-vs. UCSB	11:30 a.m.
	3-vs. Cal State Fullerton	5 p.m.
22	3-vs. Syracuse	11 a.m.
	3-vs. Stanford	1:30 p.m.
25	HOUSTON(SEC Network+)	6 p.m.
27	4-BOSTON UNIVERSITY (SEC Network+)	3 p.m.
	4-ILLINOIS STATE (SEC Network+)	5:15 p.m.
28	4-ILLINOIS STATE (SEC Network+)	3 p.m.
	4-BOSTON UNIVERSITY (SEC Network+)	5:15 p.m.

MARCH

1	4-UTSA (SEC Network+)	12:15 p.m.
6	KENTUCKY* (SEC Network+)	6:30 p.m.
7	KENTUCKY* (SEC Network+)	3 p.m.
8	KENTUCKY* (SEC Network)	12 p.m.
11	SAM HOUSTON ST. (SEC Network+)	6:30 p.m.
13	at Mississippi State*	5:30 p.m.
14	at Mississippi State*	1 p.m.
15	at Mississippi State*	1 p.m.
18	at Sam Houston State	6:30 p.m.
20	SOUTH CAROLINA* (SEC Network+)	6:30 p.m.
21	SOUTH CAROLINA* (SEC Network)	5:30 p.m.
22	SOUTH CAROLINA* (SEC Network)	12 p.m.
27	at Alabama* (SEC Network+)	6:30 p.m.
28	at Alabama* (SEC Network+)	2 p.m.
29	at Alabama* (SEC Network+)	1:30 p.m.

APRIL

1	SFA (SEC Network+)	4 p.m.
	SFA (SEC Network+)	6 p.m.
3	GEORGIA TECH (SEC Network+)	6:30 p.m.
4	GEORGIA TECH (SEC Network+)	2 p.m.
	GEORGIA TECH (SEC Network+)	4 p.m.
8	NORTH TEXAS (SEC Network+)	6:30 p.m.
10	AUBURN* (SEC Network+)	6:30 p.m.
11	AUBURN* (ESPNU)	1 p.m.
12	AUBURN* (SEC Network+)	12:30 p.m.
15	LAMAR (SEC Network+)	6:30 p.m.
18	at LSU* (SEC Network+)	6 p.m.
19	at LSU* (SEC Network)	6 p.m.
20	at LSU* (SEC Network)	6 p.m.
24	at Florida* (SEC Network+)	5 p.m.
25	at Florida* (SEC Network+)	12 p.m.
26	at Florida* (SEC Network+)	12 p.m.
29	TEXAS STATE (SEC Network+)	6:30 p.m.

MAY


1	OLE MISS* (SEC Network+)	6:30 p.m.
2	OLE MISS* (SEC Network+)	3 p.m.
3	OLE MISS* (SEC Network)	1 p.m.
6-9	SEC Tournament (Baton Rouge, La.)	TBA

*SEC Game • Home Games in **BOLD CAPS**

1-SoCal Collegiate Classic (Los Angeles, Calif.); 2-Aggie Classic (College Station, Texas); 3-Mary Nutter Collegiate Classic (Cathedral City, Calif.); 4-Texas A&M Invitational (College Station, Texas)

All times Central and subject to change

TEXAS A&M



Texas A&M University Aggies Quick Facts

GENERAL INFORMATION

LOCATION: College Station, Texas
FOUNDED: 1872
ENROLLMENT: 53,219
NICKNAME: Aggies
COLORS: Maroon and White
STADIUM (CAPACITY): Aggie Softball Complex (1,750)
DIMENSIONS: LF-190, CF-220, RF-190
LETTERWINNERS RETURNING/LOST: 13/8
POSITION STARTERS RETURNING/LOST: 6/5
PITCHERS RETURNING/LOST: 4/1
NEWCOMERS: 7
2014 RECORD: 37-22
2014 SEC RECORD/FINISH: 9-15/11th
2014 FINAL RANKINGS: No. 25 USA Today/
 NFCA, receiving votes ESPN.com/USA
 Softball

MEDIA INFORMATION

MAILING ADDRESS: Media Relations Office,
 Texas A&M Athletic Dept., P.O. Box 30017,
 College Station, TX 77842-3017
OVERNIGHT ADDRESS: Media Relations
 Office, Texas A&M Athletic Dept., 161
 Wellborn Rd., Kyle Field Room W127,
 College Station, TX 77840
MEDIA RELATIONS OFFICE PHONE: (979)
 845-5725
SOFTBALL CONTACT: Kelsey Appleton
OFFICE: (979) 862-5452
CELL: (979) 574-1762
EMAIL: kappleton@athletics.tamu.edu
FAX: (979) 845-0564
PRESS BOX PHONE: (979) 862-1733
WEBSITE: www.12thMan.com

SOFTBALL STAFF

HEAD COACH: Jo Evans (Utah, 1983)

RECORD AT A&M: 709-344-2 (18 years)
OVERALL RECORD: 1022-554-2 (29 years)
SOFTBALL OFFICE PHONE: (979) 845-1770

TEAM HISTORY

ALL-TIME RECORD: 1684-664-2
ALL-TIME SEC RECORD: 19-28
SEC CHAMPIONSHIPS: N/A
SEC TOURNAMENT APPEARANCES: 1
SEC TOURNAMENT TITLES: N/A
SEC TOURNAMENT RECORD: 1-1
NCAA APPEARANCES: 25 (1983-1988,
 1990-91, 1994, 1996, 1999-00, 2002-14)
NCAA SUPER REGIONAL APPEARANCES: 4
 (2005, 2007-08, 2011, 2013)
WORLD SERIES APPEARANCES: 11 (AIAW
 1979-82; NCAA 1983-84, 1986-88, 2007-
 08)
NATIONAL CHAMPIONSHIPS: 3 (AIAW
 1982; NCAA 1983, 1987)
ALL-TIME NCAA RECORD: 71-54

JO EVANS

Head Coach
Utah, 1983



COACHING STAFF



JO EVANS
 Head Coach



GERRY GLASCO
 Associate Head Coach



JOY JACKSON
 Associate Head Coach

ADMINISTRATION



DR. MARK A. HUSSEY
 (Interim) President



DR. THOMAS ADAIR
 Faculty Athletic Representative



ERIC HYMAN
 Athletics Director



SAMANTHA HUGER
 Senior Woman Administrator



KELSEY APPLETON
 Softball SID

NUMERICAL ROSTER

No.	Name
2	Alex Masek
3	Erica Russell
4	Katie Marks
5	Tori Vidales
6	Abby Donnell
7	Cali Lanphear
8	Rachel Fox
10	Lauren Ainsley
11	Sara Mireles
12	Brittany Clopton
13	Ashley Walters
15	Breanna Dozier
16	Reagan Boenker
17	Kristen Cuyos
19	April Ryan
20	Kayla Ober
22	Erin Houthoofd
23	Suzanne White
24	Celena Massey
25	Hailey Rebar

2015 ALPHABETICAL ROSTER

No.	Name	Pos.	B/T	Ht.	Cl.	Hometown
10	Lauren Ainsley	P	R/R	6-1	Sr.	LaVernia, Texas
16	Reagan Boenker	C/3B	R/R	5-9	So.	Bryan, Texas
12	Brittany Clopton	OF	L/R	5-5	Sr.	Montgomery, Texas
17	Kristen Cuyos	SS	R/R	5-11	Fr.	Pearland, Texas
6	Abby Donnell	P/OF	L/R	5-6	So.	Wichita Falls, Texas
15	Breanna Dozier	IF	R/R	5-6	Jr.	Rowlett, Texas
8	Rachel Fox	P	R/R	5-4	Sr.	Sugar Land, Texas
22	Erin Houthoofd	IF	R/R	5-8	Fr.	Beach City, Texas
7	Cali Lanphear	OF	L/L	5-7	Jr.	Montgomery, Texas
4	Katie Marks	P	R/R	5-10	Jr.	Katy, Texas
2	Alex Masek	OF	L/R	5-7	Jr.	Giddings, Texas
24	Celena Massey	C	R/R	5-5	So.	Bulverde, Texas
11	Sara Mireles	P	L/L	5-10	Sr.	New Braunfels, Texas
20	Kayla Ober	1B	R/R	5-7	Fr.	Katy, Texas
25	Hailey Rebar	C	L/L	5-10	Fr.	San Antonio, Texas
3	Erica Russell	IF/OF	R/R	5-3	Fr.	Bryan, Texas
19	April Ryan	IF	L/R	5-9	So.	Keller, Texas
5	Tori Vidales	IF	R/R	5-8	Fr.	La Porte, Texas
13	Ashley Walters	C	R/R	5-8	Fr.	Kerrville, Texas
23	Suzanne White	C/1B	R/R	6-0	So.	Richmond, Texas



RACHEL FOX

Senior • P • Sugar Land, Texas

Tossed 123 strikeouts in 158.1 innings of work as the Aggies' Friday/Sunday starter ... Recorded a 3.54 ERA and a 15-11 record in 30 starts and 34 appearances ... Hurlled 11 complete games and combined for one shutout on the year ... Held batters to a combined .275 average on the season ... Went 4-7 in SEC action with five complete games in 14 appearances ... Struck out a team-best 64 SEC hitters through 70.0 innings ... Fanned a career-high nine batters at Kentucky (April 4) ... Also had impressive strikeout performances against Tennessee on April 11 (8 Ks), Florida on April 18 (7 Ks) and at Auburn on April 25 (8 Ks).



APRIL RYAN

Sophomore • IF • Keller, Texas

Saw action and started in 59 games as a true freshman ... Logged 176 at-bats with 52 hits, 43 runs and 40 RBI ... Leads the team in four categories: runs scored (43), doubles (14), triples (3) and stolen bases (4) ... Ended the season second in assists (93) and third in putouts (129) for the team ... Holds a tie for most runs scored in a game (4 vs. Bakersfield, 2/8) ... Her three doubles against Lamar (4/30) are a season-high ... Finished the regular season with a .295 batting average, an on base percentage of .377 and a slugging percentage of .477 ... Logged four home runs on the year, with the most recent occurring against Texas A&M-Corpus Christi (4/22).



2014 IN REVIEW

SECSPORTS.COM



SEASON IN REVIEW

ALABAMA • ARKANSAS • AUBURN • FLORIDA • GEORGIA • KENTUCKY • LSU • OLE MISS

2014 SEC SOFTBALL

	SEC	Pct.	All	Pct.	Home	Away	Neutral	vs. Top 25	Last 10	Streak
Alabama #	19-5	.791	53-13	.803	28-3	13-6	12-4	15-10	8-2	L2
Tennessee	17-7	.708	46-12	.793	22-3	12-7	12-2	10-5	7-3	L1
Missouri	15-9	.625	43-18	.705	20-7	10-7	13-4	11-14	5-5	L2
Florida \$	15-9	.625	55-12	.821	24-7	11-4	20-1	22-11	9-1	W6
Georgia !	15-9	.625	49-15	.766	37-7	6-7	6-1	13-9	7-3	L2
LSU	13-11	.541	38-24	.613	19-11	12-11	7-2	10-15	6-4	L1
Kentucky	13-11	.541	50-19	.725	20-8	17-6	13-5	14-14	6-4	L2
South Carolina	11-13	.458	36-22	.621	27-8	6-9	3-5	7-15	5-5	L1
Auburn	11-13	.458	42-19-1	.685	28-7	7-9-1	7-3	11-13	5-5	L1
Mississippi State	10-14	.417	39-21	.655	20-7	10-10	9-4	8-16	4-6	L1
Texas A&M	9-15	.375	37-22	.627	19-10	11-11	7-2	5-17	6-4	L1
Arkansas	5-19	.208	27-28	.490	15-14	6-11	6-3	2-16	2-8	L6
Ole Miss	3-21	.125	22-31	.415	12-10	5-17	5-4	1-16	1-9	L9

- SEC Regular Season Champion; ! - SEC Champion; \$ National Champion

WOMEN'S COLLEGE WORLD SERIES

(May 29 - June 3, Oklahoma City, Okla.)

MAY

29

No. 5 Florida 11, No. 13 Baylor 0 (5 inn.) (ESPN)
No. 14 Kentucky 4, No. 6 La.-Lafayette 1 (ESPN2)
No. 2 Alabama 6, No. 7 Oklahoma 2 (ESPN2)

30

No. 5 Florida 4, No. 1 Oregon 0 (ESPN2)
No. 2 Alabama 2, No. 14 Kentucky 0 (ESPN2)

31

No. 13 Baylor 8, No. 14 Kentucky 7 (8 inn.) (ESPN)

JUNE

1

No. 5 Florida 6, No. 13 Baylor 3 (ESPN)
No. 2 Alabama 2, No. 1 Oregon 0 (ESPN)

2

No. 5 Florida 5, No. 2 Alabama 0 (ESPN2)

3

No. 5 Florida 6, No. 2 Alabama 3 (ESPN)

NFCA SEC ALL-AMERICANS

FIRST TEAM

Jaclyn TrainaUniversity of AlabamaPitcher
Alex HugoUniversity of GeorgiaSecond Base
Haylie McCleneyUniversity of AlabamaOutfielder
Branndi MeleroAuburn UniversityOutfielder
Madison ShipmanUniversity of TennesseeAt-Large/Shortstop
Kelsey StewartUniversity of FloridaAt-Large/Second Base

SECOND TEAM

Sahvanna JaquishLouisiana State UniversityUtility/Non-Pitcher or DP
Kasey CooperAuburn UniversityAt-Large/Third Base
Annie AldreteUniversity of TennesseeAt-Large/Catcher
Chelsea WilkinsonUniversity of GeorgiaAt-Large/Pitcher

THIRD TEAM

Emily CarosoneAuburn UniversitySecond Base
Taylor GadboisUniversity of MissouriOutfielder
Hannah RogersUniversity of FloridaAt-Large/Pitcher
Cassie TysarczykTexas A&M UniversityAt-Large/Outfielder

CAPITAL ONE ACADEMIC ALL-AMERICANS SELECTED BY COSIDA

FIRST TEAM


PEllen RenfroeTennessee
CMolly FitchnerAlabama
IFKaila HuntAlabama
IFMadison ShipmanTennessee
OFHaylie McCleneyAlabama

SECOND TEAM

IFRyan IamurriAlabama

THIRD TEAM

OFAmanda GeileArkansas





SEASON IN REVIEW

ALABAMA • ARKANSAS • AUBURN • FLORIDA • GEORGIA • KENTUCKY • LSU • OLE MISS

SEC CONFERENCE STATISTICS

(SEC GAMES ONLY)

Sorted by Batting avg

Team	AVG	G	AB	R	H	2B	3B	HR	RBI	TB	SLG%	BB	HP	SO	GDP	OB%	SF	SH	SB-ATT	PO	A	E	FLD%
Tennessee	.314	24	640	158	201	30	5	36	146	349	.545	108	33	119	4	.437	2	8	21-25	473	185	30	.956
Alabama	.311	24	627	137	195	20	3	23	128	290	.463	93	14	77	6	.404	13	16	26-32	484	168	17	.975
LSU	.306	24	628	126	192	27	6	22	110	297	.473	82	12	93	2	.395	2	16	26-30	456	154	23	.964
Missouri	.300	24	666	119	200	23	5	27	111	314	.471	64	7	74	3	.365	5	10	21-28	491	172	23	.966
Georgia	.277	24	603	127	167	21	3	36	121	302	.501	86	21	116	3	.382	7	7	12-20	470	201	17	.975
Florida	.276	24	634	132	175	27	0	37	122	313	.494	107	30	130	4	.404	2	20	22-26	483	186	14	.980
South Carolina	.264	24	598	115	158	35	2	21	104	260	.435	96	10	91	9	.372	5	4	6-9	456	188	34	.950
Auburn	.264	24	621	116	164	21	0	29	112	272	.438	90	24	116	5	.375	7	9	3-4	472	205	11	.984
Mississippi State	.259	24	611	91	158	21	2	13	81	222	.363	69	27	142	1	.357	5	12	8-16	465	119	17	.972
Arkansas	.256	24	632	111	162	23	3	20	103	251	.397	72	14	107	4	.343	6	3	13-14	451	211	36	.948
Texas A&M	.244	24	628	93	153	23	4	19	83	241	.384	71	13	111	0	.330	6	18	7-9	482	172	19	.972
Kentucky	.232	24	622	86	144	18	3	26	78	246	.395	68	23	143	8	.327	5	15	11-16	509	218	23	.969
Ole Miss	.225	24	604	82	136	15	3	12	73	193	.320	74	9	128	3	.315	8	15	12-16	462	150	39	.940
Totals	.272	312	8114	1493	2205	304	39	321	1372	3550	.438	1080	237	1447	52	.371	73	153	188-245	6154	2329	303	.966

CI - Tennessee 4, South Carolina 1, LSU 1

(SEC GAMES ONLY)

Sorted by Earned run avg

Team	ERA	W-L	G	CG	SHO	SV	IP	H	R	ER	BB	SO	2B	3B	HR	B/AVG	WP	HP	BK	SFA	SHA
Alabama	2.52	19-5	24	13	4/1	2	161.1	128	63	58	70	111	15	2	11	.214	10	5	4	5	7
Kentucky	3.22	13-11	24	8	2/0	2	169.2	163	94	78	92	130	29	1	15	.248	5	19	0	1	14
Tennessee	3.24	17-7	24	14	2/0	1	157.2	133	90	73	73	136	23	4	16	.223	11	14	0	4	11
Missouri	3.25	15-9	24	14	3/0	1	163.2	155	99	76	73	114	18	3	21	.248	13	11	1	9	13
Florida	3.26	15-9	24	14	4/0	1	161.0	152	80	75	60	117	26	4	22	.245	9	14	0	2	8
Georgia	3.26	15-9	24	16	1/0	0	156.2	148	78	73	78	120	13	3	23	.250	12	18	0	4	11
Auburn	4.23	11-13	24	15	2/0	3	157.1	174	102	95	79	91	30	3	32	.282	7	15	1	4	11
LSU	4.38	13-11	24	14	1/0	1	152.0	159	116	95	109	113	16	0	22	.271	9	32	0	10	14
Mississippi State	5.10	10-14	24	10	2/1	0	155.0	177	124	113	63	141	23	5	33	.281	8	16	2	4	4
South Carolina	5.20	11-13	24	6	2/0	3	152.0	192	148	113	96	85	20	3	18	.304	17	18	0	9	16
Texas A&M	5.45	9-15	24	6	0/0	3	160.2	209	135	125	57	118	28	3	47	.312	7	22	0	6	11
Ole Miss	6.27	3-21	24	5	1/0	0	154.0	192	172	138	109	98	28	6	34	.302	13	27	6	10	16
Arkansas	7.08	5-19	24	5	1/0	0	150.1	223	192	152	121	73	35	2	27	.342	26	26	0	5	17
Totals	4.31	156-156	312	140	25/2	17	2051.1	2205	1493	1264	1080	1447	304	39	321	.272	147	237	14	73	153

PB - Missouri 8, Ole Miss 5, Auburn 4, South Carolina 4, Georgia 3, LSU 3, Texas A&M 3, Florida 2, Arkansas 2, Alabama 1, Mississippi State 1

Pickoffs - Texas A&M 2, Alabama 1, Auburn 1, South Carolina 1, Georgia 1, Missouri 1

(SEC GAMES ONLY)

Sorted by Fielding pct

Team	C	PO	A	E	FLD%	DP	SBA	CSB	SBA%	PB	CI
Auburn	688	472	205	11	.984	15	18	3	.857	4	0
Florida	683	483	186	14	.980	10	6	4	.600	2	0
Georgia	688	470	201	17	.975	11	8	5	.615	3	0
Alabama	669	484	168	17	.975	6	18	7	.720	1	0
Texas A&M	673	482	172	19	.972	8	5	2	.714	3	0
Mississippi State	601	465	119	17	.972	6	6	6	.500	1	0
Kentucky	750	509	218	23	.969	3	11	5	.688	0	0
Missouri	686	491	172	23	.966	11	19	2	.905	8	0
LSU	633	456	154	23	.964	11	14	3	.824	3	1
Tennessee	688	473	185	30	.956	10	11	2	.846	0	4
South Carolina	678	456	188	34	.950	9	24	5	.828	4	1
Arkansas	698	451	211	36	.948	10	15	7	.682	2	0
Ole Miss	651	462	150	39	.940	8	33	6	.846	5	0
Totals	8786	6154	2329	303	.966	118	188	57	.767	36	6

SEASON IN REVIEW

MISSISSIPPI STATE • MISSOURI • SOUTH CAROLINA • TENNESSEE • TEXAS A&M • VANDERBILT



SEC INDIVIDUAL BATTING LEADERS

(ALL GAMES)

Hitting minimums – 75% of Games 2.0 AB/Game • Pitching minimums – 1 Games 1.0 IP/Game

BATTING LEADERS

BATTING AVG.

1. McCleney-UA	.0444
2. Stewart-UF	.0438
3. Cantillo,R-UM	.0424
4. Gadbois-MO	.0421
5. Cooper,K-AU	.0418
6. Albus-AM	.0417
7. Shipman,M-UT	.0417
8. Genovese-MO	.0410
9. Melero,B-AU	.0404
10. Crane-MO	.0389
11. Wilson-UG	.0387
12. Carosone,E-AU	.0386
13. Tysarczyk-AM	.0372
14. Morgan-AM	.0366
15. Masters,A-SC	.0362

SLUGGING PCT.

1. Hugo-UG	0.856
2. Shipman,M-UT	0.833
3. Aldrete,A-UT	0.813
4. Cooper,K-AU	0.780
5. Melero,B-AU	0.737
6. Morgan-AM	0.727
7. Jaquish, S-LS	0.703
8. McCleney-UA	0.697
9. Tysarczyk-AM	0.674
10. Wilson-UG	0.668
11. Iosefa-UG	0.664
12. Wallace-AR	0.653
13. Haeger-UF	0.648
14. Bell, B-LS	0.646
15. Masters,A-SC	0.644

ON BASE PCT.

1. McCleney-UA	0.556
2. Carosone,E-AU	0.556
3. Shipman,M-UT	0.548
4. Wallace-AR	0.534
5. Cooper,K-AU	0.527
6. Cantillo,R-UM	0.522
7. Melero,B-AU	0.518
8. Estell,M-AU	0.496
9. Stewart-UF	0.494
10. Swafford-UG	0.491
11. Morgan-AM	0.488
12. Hugo-UG	0.486
13. Tofft-UF	0.473
14. Aldrete,A-UT	0.470
15. Bell,B-LS	0.466

RUNS SCORED

1. Carosone,E-AU	70
Cooper,K-AU	70
McCleney-UA	70
4. Stewart-UF	68
5. Estell,M-AU	64
6. Hugo-UG	57
Merritt-UF	57
8. Shipman,M-UT	56
9. Melero,B-AU	55
Gadbois-MO	55
11. Tofft-UF	54
12. Wallace-AR	53
13. Swafford-UG	51
Geer,M-UT	51
15. 2 tied at.....	50

HITS

1. Stewart-UF	102
2. McCleney-UA	88
3. Albus-AM	86
4. Gadbois-MO	85
5. Wilson-UG	84
6. Cooper,K-AU	74
7. Shipman,M-UT	70
8. Melero,B-AU	69
9. Andrews,Aj-LS	68
Tofft-UF	68
11. Fagan-MO	66
12. Cumbess-UK	64
Seitz,C-MS	64
Estell,M-AU	64
Tysarczyk-AM	64

RUNS BATTED IN

1. Melero,B-AU	78
2. Cooper,K-AU	77
3. Haeger-UF	67
4. Tofft-UF	65
Aldrete,A-UT	65
6. Hugo-UG	64
7. Stewart-UF	57
8. Jaquish,S-LS	55
Morgan-AM	55
10. Shipman,M-UT	54
11. Sykes-MO	52
Merritt-UF	52
13. Bell,B-LS	51
14. Spencer-UA	50
Wilson-UG	50

DOUBLES

1. Seitz,C-MS	20
---------------	----

2. Estell,M-AU	19
Masters,A-SC	19
4. Wilson-UG	18
5. Shipman,M-UT	16
6. Puailoa-UG	15
7. Ryan-AM	14
Munro-UF	14
Aldrete,A-UT	14
Stewart-UF	14
11. Stokes,C-UK	13
12. 9 tied at	12

TRIPLES

1. Stewart-UF	6
Andrews,Aj-LS	6
3. Wilson-UG	5
4. Seitz,C-MS	4
Falcon,A-LS	4
McCleney-UA	4
Canfield-AR	4
8. Schkade-MO	3
Richardson,D-UK	3
Swafford-UG	3
Masters,A-SC	3
Yeske,C-SC	3
Case-UA	3
Ryan-AM	3
Gaffin,R-UT	3

HOME RUNS

1. Hugo-UG	25
2. Haeger-UF	20
3. Aldrete,A-UT	19
4. Cooper,K-AU	18
Shipman,M-UT	18
6. Jaquish,S-LS	17
7. Melero,B-AU	15
Morgan-AM	15
9. Davin,M-UT	14
Bell,B-LS	14
11. Tysarczyk-AM	13
Sagermann,N-UK	13
Merritt-UF	13
Spencer-UA	13
15. 4 tied at	12

TOTAL BASES

1. Stewart-UF	149
2. Wilson-UG	145
3. Hugo-UG	143
4. Shipman,M-UT	140
5. McCleney-UA	138
Cooper,K-AU	138

7. Aldrete,A-UT	135
8. Haeger-UF	129
9. Melero,B-AU	126
10. Jaquish,S-LS	121
11. Morgan-AM	117
12. Tysarczyk-AM	116
Davin,M-UT	116
Seitz,C-MS	116
15. Bell,B-LS	115

WALKS

1. Wallace-AR	58
2. Glasco-UG	53
3. McCleney-UA	50
4. Joiner-UK	47
Hugo-UG	47
6. Shipman,M-UT	46
7. Estell,M-AU	45
Hunt-UA	45
9. Castro-UF	44
10. Cooper,K-AU	43
Haeger-UF	43
12. Morgan-AM	42
13. Shape,H-MS	40
14. Lenahan,S-MS	39
15. 2 tied at	38

HIT BY PITCH

1. Carosone,E-AU	33
2. Swafford-UG	24
3. Shape,H-MS	21
4. Echols,J-MS	16
5. Smith,A-UK	15
Hays-UA	15
7. Tarango,C-UT	14
8. Castro-UF	13
Puailoa-UG	13
Schwarz-UF	13
Gaines-UK	13
12. Lenahan,S-MS	12
Hathorn,D-SC	12
14. Fuller-UF	11
Stark-AM	11

SAC BUNTS

1. Medina-UF	13
2. Merritt-UF	12
3. Samuel,S-UK	11
Culley,H-UM	11
5. Morgan,J-UM	10
6. Echols,J-MS	9
7. Smith,A-UK	8
Albus-AM	8



SEASON IN REVIEW

ALABAMA • ARKANSAS • AUBURN • FLORIDA • GEORGIA • KENTUCKY • LSU • OLE MISS

SEC INDIVIDUAL BATTING LEADERS ... continued

(ALL GAMES)

Hitting minimums – 75% of Games 2.0 AB/Game • Pitching minimums – 1 Games 1.0 IP/Game

Clopton-AM	8
Blades,J-LS	8
11. Tofft-UF	7
Richard-UA	7
Simmons,S-LS	7
14. 9 tied at	6

SAC FLIES

1. Tysarczyk-AM	5
Navarro-AR	5
Morgan-AM	5
4. Davin,M-UT	4
Tofft-UF	4
Sagermann,N-UK	4
Cooper,K-AU	4
Foulks,L-MS	4
9. 16 tied at	3

STOLEN BASES

1. Gadbois-MO	46
2. Andrews,Aj-LS	38
3. Stewart-UF	35
4. McCleney-UA	34
5. Samuel,S-UK	20
Swafford-UG	20
7. Geer,M-UT	19
8. Case-UA	18
9. Crane-MO	17
10. Offutt,J-MS	16
Nichols,L-MS	16
12. Merritt-UF	15
Albus-AM	15
14. McLean-UF	14
15. 2 tied at	13

TOTAL PLATE APPEARANCES

1. Stewart-UF	268
2. McCleney-UA	251
3. Joiner-UK	250
4. Tofft-UF	248
5. Merritt-UF	246
Haeger-UF	246
7. Andrews,Aj-LS	244
8. Wilson-UG	238
9. Cooper,K-AU	229
10. Glasco-UG	228
Carosone,E-AU	228
Hunt-UA	228
Stokes,C-UK	228
14. Estell,M-AU	226
Albus-AM	226

AT BATS

1. Stewart-UF	233
2. Wilson-UG	217
3. Albus-AM	206
Andrews,Aj-LS	206
5. Cumbess-UK	203
6. Gadbois-MO	202
7. Haeger-UF	199
8. McCleney-UA	198
9. Stokes,C-UK	197
10. Joiner-UK	194
11. Fagan-MO	193
12. Tofft-UF	191
13. Seitz,C-MS	188
14. Merritt-UF	187
15. Sagermann,N-UK	184

STEAL ATTEMPTS

1. Gadbois-MO	51
2. Stewart-UF	40
Andrews,Aj-LS	40
4. McCleney-UA	37
5. Swafford-UG	24
6. Samuel,S-UK	23
7. Case-UA	21
8. Geer,M-UT	20
Nichols,L-MS	20
10. Crane-MO	19
Offutt,J-MS	19
12. Albus-AM	17
Shipman,M-UT	17
14. 3 tied at	16

STRIKEOUTS

1. Stokes,C-UK	55
2. Lenahan,S-MS	53
Smith,A-UK	53
4. Bogaards,K-AU	46
5. Carroll-UK	39
6. Aldrete,A-UT	37
7. Rhodes,J-AU	36
Andrews,Aj-LS	36
9. Swafford-UG	35
Yeske,C-SC	35
11. Browne-UG	34
Beggs-UG	34
13. Steed,M-UK	33
Melero,B-AU	33
Albus-AM	33

CAUGHT STEALING

1. Gadbois-MO	5
Stewart-UF	5
3. Shipman,M-UT	4
Nichols,L-MS	4
Swafford-UG	4
Morgan,J-UM	4
LaZear-UG	4
Steed,M-UK	4
Schkade-MO	4
10. 16 tied at	3

GOUNDED INTO DP

1. Tarango,C-UT	5
2. Haeger-UF	4
Spencer-UA	4
Cumbess-UK	4
5. Genovese-MO	3
Grantham-UA	3
Joiner-UK	3
Mooney,S-SC	3
Fichtner-UA	3
Estell,M-AU	3
11. 8 tied at	2



SEASON IN REVIEW

MISSISSIPPI STATE • MISSOURI • SOUTH CAROLINA • TENNESSEE • TEXAS A&M • VANDERBILT



SEC INDIVIDUAL PITCHING LEADERS

(ALL GAMES)

Hitting minimums – 75% of Games 2.0 AB/Game • Pitching minimums – 1 Games 1.0 IP/Game

PITCHING LEADERS

EARNED RUN AVG

1. Littlejohn-UA	1.49
2. Rogers-UF	1.60
3. Finucane-MO	1.73
4. Haeger-UF	1.79
5. Nunley,K-UK	1.89
6. Renfro,E-UT	2.02
7. Cumbess-UK	2.07
8. Traina-UA	2.08
9. Wilkinson-UG	2.09
10. Silkwood,A-MS	2.19
11. Glasco-UG	2.53
12. Gourley-UF	2.67
13. Sarratt,J-SC	2.79
14. Jury-UA	2.81
15. Davis,L-AU	2.89

OPPOSING BAT AVG

1. Wilkinson-UG	0.188
2. Haeger-UF	0.190
3. Littlejohn-UA	0.197
4. Rogers-UF	0.197
5. Gourley-UF	0.199
6. Traina-UA	0.202
7. Cumbess-UK	0.203
8. Renfro,E-UT	0.203
9. Silkwood,A-MS	0.207
10. Harper,M-AU	0.212
11. Owen,A-MS	0.212
12. Nunley,K-UK	0.213
13. Corbello,B-LS	0.214
14. Finucane-MO	0.223
15. Gabriel,E-UT	0.226

INNINGS PITCHED

1. Nunley,K-UK	282.0
2. Wilkinson-UG	257.1
3. Renfro,E-UT	239.1
4. Davis,L-AU	225.1
5. Rogers-UF	223.1
6. Traina-UA	219.0
7. Corbello,B-LS	199.1
8. Finucane-MO	190.1
9. Owen,A-MS	176.1
10. Blue,N-SC	173.1
11. Sarratt,J-SC	170.1
12. Stangel-MO	164.2
13. Fox-AM	158.1
14. Silkwood,A-MS	153.1
15. Czechner,A-LS	152.0

BATTERS STRUCK OUT

1. Wilkinson-UG	300
2. Renfro,E-UT	245
3. Owen,A-MS	223
4. Nunley,K-UK	219
5. Traina-UA	211
6. Corbello,B-LS	187
7. Finucane-MO	168
8. Rogers-UF	167
Silkwood,A-MS	167
10. Davis,L-AU	145
11. Sarratt,J-SC	140
12. Gourley-UF	127
13. Harper,M-AU	125
14. Fox-AM	123
15. Hummel,C-UM	121

BATTERS SO LOOKING

1. Nunley,K-UK	82
2. Wilkinson-UG	79
3. Renfro,E-UT	57
4. Owen,A-MS	47
5. Corbello,B-LS	46
6. Traina-UA	45
7. Rogers-UF	36
8. Finucane-MO	32
Hummel,C-UM	32
10. Sarratt,J-SC	31
Harper,M-AU	31
12. Czechner,A-LS	30
13. Davis,L-AU	29
14. Jury-UA	26
15. Blue,N-SC	25

WINS

1. Wilkinson-UG	33
2. Renfro,E-UT	30
Rogers-UF	30
Nunley,K-UK	30
5. Traina-UA	26
6. Finucane-MO	21
Davis,L-AU	21
8. Corbello,B-LS	19
9. Blue,N-SC	18
Owen,A-MS	18
11. Harper,M-AU	17
Sarratt,J-SC	17
13. Glasco-UG	16
Jury-UA	16
15. 4 tied at	15

SAVES

1. Blue,N-SC	7
--------------	---

2. Donnell-AM	6
3. Sarratt,J-SC	4
Renfro,E-UT	4
Davis,L-AU	4
6. Littlejohn-UA	3
Osias,M-UM	3
Traina-UA	3
Wilkinson-UG	3
10. Hummel,C-UM	2
Rogers-UF	2
Harper,M-AU	2
Gourley-UF	2
Silkwood,A-MS	2
15. 9 tied at	1

APPEARANCES

1. Wilkinson-UG	49
2. Blue,N-SC	47
3. Nunley,K-UK	45
Renfro,E-UT	45
Davis,L-AU	45
6. Rogers-UF	43
7. Sarratt,J-SC	41
8. Owen,A-MS	39
9. Stangel-MO	37
Traina-UA	37
11. Silkwood,A-MS	36
12. Corbello,B-LS	35
13. Fox-AM	34
14. 3 tied at	32

GAMES STARTED

1. Wilkinson-UG	37
Renfro,E-UT	37
3. Rogers-UF	36
Nunley,K-UK	36
5. Davis,L-AU	34
6. Traina-UA	33
7. Sarratt,J-SC	32
8. Fox-AM	30
9. Finucane-MO	29
Corbello,B-LS	29
11. Owen,A-MS	28
12. Harper,M-AU	27
13. Glasco-UG	26
Hummel,C-UM	26
15. 2 tied at	25

GAMES FINISHED

1. Donnell-AM	24
2. Blue,N-SC	23
3. Littlejohn-UA	19
4. Prince,M-UK	13

5. Silkwood,A-MS	12
Osias,M-UM	12
Wilkinson-UG	12
Young-AR	12
Stangel-MO	12
10. Gaffin,R-UT	11
Owen,A-MS	11
Davis,L-AU	11
13. 4 tied at	9

GAMES IN RELIEF

1. Donnell-AM	29
2. Blue,N-SC	23
3. Littlejohn-UA	20
4. Gaffin,R-UT	17
5. Silkwood,A-MS	16
6. Osias,M-UM	15
Young-AR	15
8. Fenter,S-UM	14
Wright-AR	14
10. Prince,M-UK	13
11. Sherrod,S-MS	12
Wilkinson-UG	12
Stangel-MO	12
14. 6 tied at	11

SAC BUNTS ALLOWED

1. Nunley,K-UK	19
Sarratt,J-SC	19
Czechner,A-LS	19
4. Finucane-MO	17
Renfro,E-UT	17
6. Wilkinson-UG	16
7. Marks-AM	15
8. Stangel-MO	14
9. Corbello,B-LS	13
Fox-AM	13
11. Blue,N-SC	12
Davis,L-AU	12
Traina-UA	12
Silkwood,A-MS	12
15. 2 tied at	11

SAC FLIES ALLOWED

1. Czechner,A-LS	9
2. Finucane-MO	7
3. Wilkinson-UG	6
Corbello,B-LS	6
Davis,L-AU	6
6. Sarratt,J-SC	5
Traina-UA	5
8. Hummel,C-UM	4
Blue,N-SC	4



SEASON IN REVIEW

ALABAMA • ARKANSAS • AUBURN • FLORIDA • GEORGIA • KENTUCKY • LSU • OLE MISS

SEC INDIVIDUAL PITCHING LEADERS ... continued

(ALL GAMES)

Hitting minimums – 75% of Games 2.0 AB/Game • Pitching minimums – 1 Games 1.0 IP/Game

Fox-AM	4
Gaitan,E-UM	4
Stangel-MO	4
Young-AR	4
14. 4 tied at	3

LOSSES

1. Hummel,C-UM	15
2. Owen,A-MS	12
Sarratt,J-SC	12
Davis,L-AU	12
Czechner,A-LS	12
6. Fox-AM	11
Nunley,K-UK	11
Stangel-MO	11
9. Wilkinson-UG	10
Blue,N-SC	10
11. Corbello,B-LS	9
12. Silkwood,A-MS	8
Wright-AR	8
Rogers-UF	8
Renfroe,E-UT	8

RUNNERS PICKED OFF

1. Morgan-AM	10
2. Mooney,S-SC	5
3. Browne-UG	4
4. Gee-AR	2
Fichtner-UA	2
Lenahan,S-MS	2
7. 10 tied at	1

WILD PITCHES

1. Blue,N-SC	18
2. Traina-UA	16
Moll-AR	16
4. Glasco-UG	14
Wilkinson-UG	14
6. Gaitan,E-UM	13
Harper,M-AU	13
8. Corbello,B-LS	12
Stangel-MO	12
Silkwood,A-MS	12
Fox-AM	12
12. Davis,L-AU	11
Finucane-MO	11
14. Sarratt,J-SC	10
15. Gourley-UF	9

BALKS

1. Davis,L-AU	4
2. Jury-UA	3
Fenter,S-UM	3
Traina-UA	3

Hummel,C-UM	3
6. Sherrod,S-MS	2
Prince,M-UK	2
8. Corbello,B-LS	1
Stangel-MO	1
Wright-AR	1
Lindsey,L-UM	1
Fox-AM	1
Osiyas,M-UM	1

HIT BATTERS

1. Nunley,K-UK	31
2. Corbello,B-LS	30
3. Sarratt,J-SC	24
4. Czechner,A-LS	23
5. Fox-AM	21
6. Hummel,C-UM	17
7. Glasco-UG	16
Renfroe,E-UT	16
Wilkinson-UG	16
Harper,M-AU	16
11. Davis,L-AU	14
Marks-AM	14
Gaitan,E-UM	14
14. Owen,A-MS	13
15. 2 tied at	12

INTENTIONAL BB ALLOWED

1. Davis,L-AU	1
2. Rogers-UF	2
3. Nunley,K-UK	6
4. Wright-AR	3
5. Jury-UA	2
6. Renfroe,E-UT	7
7. Finucane-MO	3
8. Blue,N-SC	1
9. Traina-UA	2
Moll-AR	2
11. Hummel,C-UM	1
Glasco-UG	1
13. Sarratt,J-SC	3
14. Littlejohn-UA	2
15. Gabriel,E-UT	1

HITS ALLOWED

1. Gabriel,E-UT	48
2. Fenter,S-UM	59
3. Gaitan,E-UM	62
4. Littlejohn-UA	65
5. Haeger-UF	67
6. Cumbess-UK	69
7. Donnell-AM	76
8. Young-AR	78

9. Gourley-UF	80
10. Prince,M-UK	81
11. Wright-AR	91
12. Harper,M-AU	104
13. Silkwood,A-MS	116
14. Jury-UA	118
15. Hummel,C-UM	123

RUNS ALLOWED

1. Littlejohn-UA	22
2. Haeger-UF	29
Cumbess-UK	29
4. Gabriel,E-UT	35
5. Fenter,S-UM	37
6. Prince,M-UK	43
7. Gourley-UF	44
8. Donnell-AM	47
9. Rogers-UF	57
10. Silkwood,A-MS	59
11. Jury-UA	60
12. Gaitan,E-UM	61
13. Glasco-UG	63
14. Wright-AR	64
15. Finucane-MO	66

EARNED RUNS ALLOWED

1. Littlejohn-UA	19
2. Haeger-UF	25
3. Gabriel,E-UT	27
Cumbess-UK	27
5. Fenter,S-UM	31
6. Prince,M-UK	35
7. Donnell-AM	40
8. Gaitan,E-UM	41
Gourley-UF	41
10. Young-AR	47
Finucane-MO	47
12. Silkwood,A-MS	48
13. Rogers-UF	51
14. Glasco-UG	52
Jury-UA	52

WALKS ALLOWED

1. Cumbess-UK	14
2. Donnell-AM	19
3. Haeger-UF	20
4. Prince,M-UK	25
5. Littlejohn-UA	29
Gabriel,E-UT	29
7. Young-AR	33
8. Owen,A-MS	34
9. Fenter,S-UM	36
10. Hummel,C-UM	38

11. Marks-AM	39
12. Silkwood,A-MS	46
13. Gourley-UF	47
14. Fox-AM	49
15. Wright-AR	53

DOUBLES ALLOWED

1. Donnell-AM	6
Gaitan,E-UM	6
3. Gabriel,E-UT	7
4. Wright-AR	9
Littlejohn-UA	9
Young-AR	9
Haeger-UF	9
8. Prince,M-UK	11
9. Gourley-UF	12
Jury-UA	12
Fenter,S-UM	12
Glasco-UG	12
13. Marks-AM	15
Blue,N-SC	15
15. Stangel-MO	16

TRIPLES ALLOWED

1. Czechner,A-LS	0
Corbello,B-LS	0
Blue,N-SC	0
Jury-UA	0
Gabriel,E-UT	0
Prince,M-UK	0
7. Young-AR	1
Cumbess-UK	1
Stangel-MO	1
Gaitan,E-UM	1
Fenter,S-UM	1
Glasco-UG	1
Donnell-AM	1
14. Marks-AM	2
Gourley-UF	2

HOME RUNS ALLOWED

1. Littlejohn-UA	6
2. Wright-AR	7
3. Prince,M-UK	8
Cumbess-UK	8
Haeger-UF	8
Gaitan,E-UM	8
Fenter,S-UM	8
Blue,N-SC	8
9. Moll-AR	10
Gabriel,E-UT	10
Young-AR	10
Jury-UA	10

SEASON IN REVIEW

MISSISSIPPI STATE • MISSOURI • SOUTH CAROLINA • TENNESSEE • TEXAS A&M • VANDERBILT



SEC INDIVIDUAL FIELDING LEADERS

(ALL GAMES)

Hitting minimums – 75% of Games • Pitching minimums – 1 Games 1.0 IP/Game

Gourley-UF	10
14. Rogers-UF	12
Donnell-AM	12

FIELDING LEADERS

FIELDING PCT	
1. Roth-MO	1.000
Steed,M-UK	1.000
Spencer-UA	1.000
Nichols,L-MS	1.000
Clopton-AM	1.000
Crane-MO	1.000
LaZear-UG	1.000
Echols,J-MS	1.000
Haeger-UF	1.000
Jolly,E-UK	1.000
Hawkins-UA	1.000
Castro-UF	1.000
Phillips,A-MS	1.000
Dare-UA	1.000
Iosefa-UG	1.000

CHANCES	
1. Joiner-UK	475
2. Browne-UG	467
3. Lenahan,S-MS	426
4. Schwarz-UF	425
5. Cumbess-UK	388
6. Rhodes,J-AU	359
7. Roth-MO	358
8. Lafaele-UA	353
9. Simmons,S-LS	338
10. Stark-AM	337
11. Tarango,C-UT	317
12. Foulks,L-MS	315
13. Snaer,K-SC	312
14. Munro-UF	307
15. Morgan-AM	293

PUTOUTS	
1. Joiner-UK	442
2. Browne-UG	435
3. Schwarz-UF	403
4. Lenahan,S-MS	389
5. Cumbess-UK	351
6. Rhodes,J-AU	344
7. Lafaele-UA	339
8. Roth-MO	333
9. Stark-AM	324
10. Simmons,S-LS	310

11. Tarango,C-UT	301
12. Snaer,K-SC	295
13. Foulks,L-MS	293
14. Munro-UF	282
15. Wallace-AR	255

ASSISTS	
1. Stokes,C-UK	167
2. Sagermann,N-UK	141
3. Bogaards,K-AU	122
4. Shipman,M-UT	118
Cooper,K-AU	118
6. Carosone,E-AU	114
Stewart-UF	114
8. Wilson-UG	112
9. Seitz,C-MS	109
Hunt-UA	109
11. Koenig,T-UT	108
12. Navarro-AR	105
13. Genovese-MO	104
14. Hugo-UG	100
15. Yeske,C-SC	97

FIELDING DOUBLE PLAYS	
1. Carosone,E-AU	28
2. Rhodes,J-AU	27
3. Schwarz-UF	25
4. Bogaards,K-AU	21
5. Roth-MO	18
6. Simmons,S-LS	16
Glasco-UG	16
8. Wallace-AR	15
Stewart-UF	15
10. Tarango,C-UT	14
11. Lafaele-UA	13
Falcon,Allison-LS	13
13. Genovese-MO	12
Cumbess-UK	12
15. 5 tied at	11

PASSED BALLS	
1. Browne-UG	9
Parra,M-UM	9
3. Mooney,S-SC	7
4. Kilpatric,M-AU	6
Mack-MO	6
6. Jaquish,S-LS	5
Fagan-MO	5
Bell-UA	5
Morgan-AM	5
10. Kloss,K-LS	4
West,A-AU	4
12. Munro-UF	3

Syrett,C-UM	3
Lenahan,S-MS	3
15. 5 tied at	2

CATCHERS INTERFERENCE	
1. Mack-MO	3
2. Aldrete,A-UT	2
Akamine,H-UT	2
Mooney,S-SC	2
5. Fagan-MO	1
Bailey,K-MS	1
Kloss,Kellsie-LS	1
Fichtner-UA	1

STEAL ATTEMPTS AGAINST	
1. Mooney,S-SC	50
2. Parra,M-UM	44
3. Gee-AR	43
4. Joiner-UK	33
5. Sarratt,J-SC	32
6. Fichtner-UA	31
7. Lenahan,S-MS	27
Traina-UA	27
9. Munro-UF	25
Browne-UG	25
Davis,L-AU	25
Blue,N-SC	25
Kilpatric,M-AU	25
14. Hummel,C-UM	24
15. 3 tied at	23

STOLEN BASES AGAINST	
1. Mooney,S-SC	36
2. Parra,M-UM	35
3. Gee-AR	27
4. Sarratt,J-SC	24
5. Fichtner-UA	22
6. Kilpatric,M-AU	21
Davis,L-AU	21
8. Traina-UA	20
Stangel-MO	20
Hummel,C-UM	20
Blue,N-SC	20
Joiner-UK	20
13. Akamine,H-UT	18
14. Browne-UG	17
Jury-UA	17

CAUGHT STEALING BY	
1. Gee-AR	16
2. Mooney,S-SC	14
3. Lenahan,S-MS	13
Joiner-UK	13
5. Munro-UF	10

6. Parra,M-UM	9
Fichtner-UA	9
Silkwood,A-MS	9
9. Browne-UG	8
Sarratt,J-SC	8
Kloss,Kellsie-LS	8
12. 7 tied at	7

ERRORS	
1. Culley,H-UM	19
2. Yeske,C-SC	15
Tyler-AM	15
Oprzedek-AR	15
Bell,B-LS	15
6. Koenig,T-UT	14
7. Hays-UA	13
8. Winkfield,K-MS	12
Wilson-UG	12
Randazzo-MO	12
Stokes,C-UK	12
Fagan-MO	12
13. Smith,A-UK	11
Genovese-MO	11
Bogaards,K-AU	11





SEASON IN REVIEW

ALABAMA • ARKANSAS • AUBURN • FLORIDA • GEORGIA • KENTUCKY • LSU • OLE MISS

SEC INDIVIDUAL BATTING LEADERS

(SEC GAMES ONLY)

Hitting minimums – 75% of Games 2.0 AB/Game • Pitching minimums – 1 Games 1.0 IP/Game

BATTING LEADERS

BATTING AVG

1. Stewart-UF	0.464
2. Shipman,M-UT	0.449
3. Genovese-MO	0.439
4. Davin,M-UT	0.392
5. Fichtner-UA	0.391
6. McCleney-UA	0.386
Jaquish,S-LS	0.386
8. Wilson-UG	0.383
9. Melero,B-AU	0.380
10. Carosone,E-AU	0.377
11. Tofft-UF	0.373
12. Iosefa-UG	0.365
13. Fagan-MO	0.363
14. Tobler,H-UT	0.362
15. Cooper,K-AU	0.361

SLUGGING PCT

1. Hugo-UG	0.921
2. Shipman,M-UT	0.899
3. Aldrete,A-UT	0.890
4. Melero,B-AU	0.845
5. Iosefa-UG	0.788
6. Davin,M-UT	0.772
7. Jacquish,S-LS	0.771
8. Sagermann,N-UK	0.731
9. Tofft-UF	0.693
10. Stewart-UF	0.690
11. Genovese-MO	0.667
12. Cooper,K-AU	0.653
13. Bell,Bianka-LS	0.643
14. Masters,A-SC	0.641
15. Carosone,E-AU	0.639

ON BASE PCT

1. Shipman,M-UT	0.591
2. Carosone,E-AU	0.576
3. Stewart-UF	0.536
4. McCleney-UA	0.527
6. Wallace-AR	0.495
7. Tobler,H-UT	0.493
8. Iosefa-UG	0.493
9. Cantillo,R-UM	0.487
10. Cooper,K-AU	0.484
11. Hugo-UG	0.482
12. Aldrete,A-UT	0.478
13. Tofft-UF	0.473
14. Genovese-MO	0.471
15. Melero,B-AU	0.471

RUNS SCORED

1. Davin,M-UT	28
2. Shipman,M-UT	26
3. McCleney-UA	23
Hugo-UG	23
5. Cooper,K-AU	22
6. Carosone,E-AU	21
Wilson-UG	21
8. Aldrete,A-UT	20
Gadbois-MO	20
10. Masters,A-SC	19
Tofft-UF	19
Wallace-AR	19
Geer,M-UT	19
14. 4 tied at	18

HITS

1. Stewart-UF	39
2. Gadbois-MO	31
Wilson-UG	31
Davin,M-UT	31
Shipman,M-UT	31
6. Albus-AM	30
7. Fagan-MO	29
Genovese-MO	29
9. Tofft-UF	28
10. Canfield-AR	27
Andrews,Aj-LS	27
Melero,B-AU	27
Jaquish,S-LS	27
McCleney-UA	27
Fichtner-UA	27

RUNS BATTED IN

1. Melero,B-AU	33
2. Aldrete,A-UT	30
3. Hugo-UG	29
4. Shipman,M-UT	25
5. Iosefa-UG	22
Haeger-UF	22
7. Cooper,K-AU	21
Davin,M-UT	21
Bell,B-LS	21
Tofft-UF	21
11. Sagermann,N-UK	20
Sykes-MO	20
13. Spencer-UA	19
Lafaele-UA	19
15. 3 tied at	18

DOUBLES

1. Stewart-UF	10
2. Masters,A-SC	9

3. Shipman,M-UT	7
Fichtner-UA	7
5. Foulks,L-MS	6
Davin,M-UT	6
7. Canfield-AR	5
Seitz,C-MS	5
Navarro-AR	5
Crane-MO	5
11. 19 tied at	4

TRIPLES

1. Gaffin,R-UT	2
Canfield-AR	2
Andrews,Aj-LS	2
Geer,M-UT	2
Sykes-MO	2
Clopton-AM	2
7. 27 tied at	1

HOME RUNS

1. Aldrete,A-UT	12
2. Hugo-UG	11
3. Melero,B-AU	10
4. Sagermann,N-UK	9
5. Shipman,M-UT	8
Davin,M-UT	8
7. Tofft-UF	7
Haeger-UF	7
Jaquish,S-LS	7
10. Bell,Bianka-LS	6
Merritt-UF	6
Swofford-UG	6
Iosefa-UG	6
Cooper,K-AU	6
15. 7 tied at	5

TOTAL BASES

1. Aldrete,A-UT	65
2. Shipman,M-UT	62
3. Davin,M-UT	61
4. Melero,B-AU	60
5. Stewart-UF	58
Hugo-UG	58
7. Jacquish,S-LS	54
8. Tofft-UF	52
9. Wilson-UG	50
Masters,A-SC	50
11. Sagermann,N-UK	49
12. Cooper,K-AU	47
13. Bell,B-LS	45
Tysarczyk-AM	45
15. Genovese-MO	44

WALKS

1. Glasco-UG	26
2. Wallace-AR	22
3. McCleney-UA	21
Shipman,M-UT	21
5. Geer,M-UT	18
Hugo-UG	18
Morgan-AM	18
Castro-UF	18
Cantillo,R-UM	18
10. Cooper,K-AU	17
Haeger-UF	17
12. 5 tied at	16

HIT BY PITCH

1. Carosone,E-AU	18
2. Swofford-UG	11
3. Tarango,C-UT	8
4. Gaines-UK	7
Lenahan,S-MS	7
6. Stark-AM	6
Smith,A-UK	6
8. Schwarz-UF	5
Hathorn,D-SC	5
Herndon-UF	5
Ladner,L-UM	5
Koenig,T-UT	5
13. 8 tied at	4

SAC BUNTS

1. Culley,H-UM	6
Medina-UF	6
3. Morgan,J-UM	5
4. Samuel,S-UK	4
Clopton-AM	4
Herndon-UF	4
Landry,B-LS	4
Bogaards,K-AU	4
9. 10 tied at	3

SAC FLIES

1. Fichtner-UA	3
Navarro-AR	3
3. Richard-UA	2
Cantillo,R-UM	2
Melero,B-AU	2
Abbott,J-AU	2
Sagermann,N-UK	2
Morgan-AM	2
Sykes-MO	2
Tysarczyk-AM	2
11. 51 tied at	1

SEASON IN REVIEW

MISSISSIPPI STATE • MISSOURI • SOUTH CAROLINA • TENNESSEE • TEXAS A&M • VANDERBILT



SEC INDIVIDUAL BATTING LEADERS ... continued

(SEC GAMES ONLY)

Hitting minimums – 75% of Games 2.0 AB/Game • Pitching minimums – 1 Games 1.0 IP/Game

STOLEN BASES	
1. Gadbois-MO	13
2. Andrews,Aj-LS	12
3. McCleney-UA	11
Stewart-UF	11
5. Case-UA	7
Shipman,M-UT	7
7. Geer,M-UT	6
8. Samuel,S-UK	5
Albus-AM	5
Swafford-UG	5
11. Culley,H-UM	4
Canfield-AR	4
Hawkins-UA	4
14. 5 tied at	3
TOTAL PLATE APPEARANCES	
1. Stewart-UF	98
2. Gadbois-MO	95
3. Geer,M-UT	94
Shipman,M-UT	94
Andrews,Aj-LS	94
McCleney-UA	94
7. Albus-AM	93
8. Fagan-MO	92
Haeger-UF	92

Aldrete,A-UT	92
Tofft-UF	92
Merritt-UF	92
Wallace-AR	92
Carosone,E-AU	92
15. 2 tied at	91
AT BATS	
1. Gadbois-MO	89
2. Albus-AM	85
3. Stewart-UF	84
4. Canfield-AR	83
5. Andrews,Aj-LS	82
6. Wilson-UG	81
7. Fagan-MO	80
8. Davin,M-UT	79
Sykes-MO	79
10. Masters,A-SC	78
Seitz,C-MS	78
12. Merritt-UF	77
13. Foulks,L-MS	76
14. Tofft-UF	75
15. Geer,M-UT	74
STEAL ATTEMPTS	
1. Stewart-UF	14

Gadbois-MO	14
3. Andrews,Aj-LS	12
4. McCleney-UA	11
5. Shipman,M-UT	8
6. Swafford-UG	7
Case-UA	7
8. Samuel,S-UK	6
Albus-AM	6
Geer,M-UT	6
11. LaZear-UG	5
Offutt,J-MS	5
13. 5 tied at	4
STRIKEOUTS	
1. Stokes,C-UK	20
Lenahan,S-MS	20
3. Beggs-UG	19
Smith,A-UK	19
5. Aldrete,A-UT	18
Strother,M-UM	18
7. Merritt-UF	17
Bogaards,K-AU	17
9. Albus-AM	16
Rhodes,J-AU	16
Echols,J-MS	16
Gadbois-MO	16

Browne-UG	16
14. 8 tied at	15
CAUGHT STEALING	
1. Stewart-UF	3
LaZear-UG	3
3. Swafford-UG	2
Dare-UA	2
Fagan-MO	2
Offutt,J-MS	2
Smith,A-UK	2
Richard-UA	2
9. 39 tied at	1
GROUNDED INTO DP	
1. Cumbess-UK	3
Haeger-UF	3
Mooney,S-SC	3
Estell,M-AU	3
5. Williams,V-SC	2
Glasco-UG	2
Genovese-MO	2
Joiner-UK	2
9. 32 tied at	1





SEASON IN REVIEW

ALABAMA • ARKANSAS • AUBURN • FLORIDA • GEORGIA • KENTUCKY • LSU • OLE MISS

SEC INDIVIDUAL PITCHING LEADERS

(SEC GAMES ONLY)

Hitting minimums – 75% of Games 2.0 AB/Game • Pitching minimums – 1 Games 1.0 IP/Game

PITCHING LEADERS

EARNED RUN AVG

1. Traina-UA	1.90
2. Finucane-MO	2.03
3. Haeger-UF	2.05
4. Nunley,K-UK	2.40
5. Rogers-UF	2.59
6. Wilkinson-UG	2.80
7. Renfro, E-UT	3.08
8. Davis,L-AU	3.45
9. Silkwood,A-MS	3.88
10. Glasco-UG	4.23
11. Corbello,B-LS	4.24
12. Prince,M-UK	4.44
13. Czechner,A-LS	4.46
14. Blue,N-SC	4.49
15. Jury-UA	4.59

OPPOSING BAT AVG

1. Traina-UA	0.190
2. Renfro, E-UT	0.221
3. Wilkinson-UG	0.226
4. Corbello,B-LS	0.232
5. Finucane-MO	0.233
6. Haeger-UF	0.235
7. Rogers-UF	0.237
8. Nunley,K-UK	0.237
9. Gourley-UF	0.256
10. Silkwood,A-MS	0.264
11. Donnell-AM	0.267
12. Owen,A-MS	0.271
13. Davis,L-AU	0.275
14. Hummel,C-UM	0.276
15. Gaitan,E-UM	0.277

INNINGS PITCHED

1. Renfro, E-UT	104.2
2. Finucane-MO	103.1
3. Wilkinson-UG	102.1
4. Traina-UA	99.2
5. Davis,L-AU	99.1
6. Nunley,K-UK	93.1
7. Rogers-UF	89.1
8. Hummel,C-UM	80.1
9. Blue,N-SC	78.0
10. Owen,A-MS	76.1
11. Czechner,A-LS	75.1
12. Fox-AM	70.0
13. Corbello,B-LS	67.2
14. Sarratt,J-SC	63.1
15. Silkwood,A-MS	61.1

BATTERS STRUCK OUT

1. Wilkinson-UG	99
2. Renfro, E-UT	93
3. Finucane-MO	89
4. Traina-UA	83
5. Owen,A-MS	79
6. Nunley,K-UK	71
7. Fox-AM	64
8. Rogers-UF	62
9. Corbello,B-LS	58
10. Silkwood,A-MS	57
11. Hummel,C-UM	55
12. Czechner,A-LS	52
13. Davis,L-AU	50
14. Blue,N-SC	45
15. Gourley-UF	41

BATTERS SO LOOKING

1. Nunley,K-UK	30
2. Renfro, E-UT	24
3. Wilkinson-UG	22
4. Corbello,B-LS	21
5. Finucane-MO	19
6. Owen,A-MS	18
7. Rogers-UF	15
8. Traina-UA	14
Hummel,C-UM	14
10. Czechner,A-LS	13
Silkwood,A-MS	13
12. Fox-AM	11
13. 4 tied at	10

WINS

1. Traina-UA	13
2. Wilkinson-UG	12
Renfro, E-UT	12
4. Finucane-MO	11
5. Nunley,K-UK	9
6. Rogers-UF	8
7. Davis,L-AU	7
8. Corbello,B-LS	6
Blue,N-SC	6
Czechner,A-LS	6
11. Silkwood,A-MS	5
Sarratt,J-SC	5
Owen,A-MS	5
14. 4 tied at	4

SAVES

1. Donnell-AM	3
2. Blue,N-SC	2
Davis,L-AU	2
Littlejohn-UA	2

5. Rogers-UF	1
Czechner,A-LS	1
Prince,M-UK	1
Stangel-MO	1
Sarratt,J-SC	1
Renfro, E-UT	1
Smith,S-UK	1
Harper,M-AU	1

APPEARANCES

1. Blue,N-SC	21
2. Renfro, E-UT	20
3. Davis,L-AU	19
Wilkinson-UG	19
5. Sarratt,J-SC	17
Czechner,A-LS	17
Owen,A-MS	17
Hummel,C-UM	17
9. Finucane-MO	16
Nunley,K-UK	16
Rogers-UF	16
12. Wright-AR	15
Traina-UA	15
Silkwood,A-MS	15
Donnell-AM	15

GAMES STARTED

1. Renfro, E-UT	17
2. Davis,L-AU	15
Hummel,C-UM	15
Finucane-MO	15
Traina-UA	15
6. Rogers-UF	14
Czechner,A-LS	14
Wilkinson-UG	14
9. Fox-AM	13
Sarratt,J-SC	13
11. Owen,A-MS	12
12. Nunley,K-UK	11
Blue,N-SC	11
14. Marks-AM	10
15. 6 tied at	9

GAMES FINISHED

1. Donnell-AM	12
2. Littlejohn-UA	11
3. Blue,N-SC	10
4. Young-AR	7
Prince,M-UK	7
6. Selman,Kelsee-LS	6
Wright-AR	6
8. Wilkinson-UG	5
Gaitan,E-UM	5

Osias,M-UM	5
Marble-MO	5
Haeger-UF	5
Owen,A-MS	5
Gaffin,R-UT	5
15. 8 tied at	4

GAMES IN RELIEF

1. Donnell-AM	14
2. Littlejohn-UA	11
3. Young-AR	10
Blue,N-SC	10
5. Gaffin,R-UT	9
6. Osias,M-UM	8
Haeger-UF	8
Wright-AR	8
9. Fenter,S-UM	7
Gaitan,E-UM	7
Prince,M-UK	7
Sherrod,S-MS	7
13. Selman,K-LS	6
Silkwood,A-MS	6
15. 7 tied at	5

SAC BUNTS ALLOWED

1. Czechner,A-LS	9
2. Hummel,C-UM	8
Sarratt,J-SC	8
4. Nunley,K-UK	7
Renfro, E-UT	7
Moll-AR	7
Stangel-MO	7
8. Finucane-MO	6
Blue,N-SC	6
Wilkinson-UG	6
Davis,L-AU	6
12. Corbello,B-LS	5
Prince,M-UK	5
Marks-AM	5
Fox-AM	5

SAC FLIES ALLOWED

1. Czechner,A-LS	6
2. Finucane-MO	5
3. Stangel-MO	4
Traina-UA	4
Davis,L-AU	4
Sarratt,J-SC	4
Blue,N-SC	4
8. Corbello,B-LS	3
Gaitan,E-UM	3
Hummel,C-UM	3
Young-AR	3

SEASON IN REVIEW



MISSISSIPPI STATE • MISSOURI • SOUTH CAROLINA • TENNESSEE • TEXAS A&M • VANDERBILT

SEC INDIVIDUAL PITCHING LEADERS ... continued

(SEC GAMES ONLY)

Hitting minimums – 75% of Games 2.0 AB/Game • Pitching minimums – 1 Games 1.0 IP/Game

Wilkinson-UG	3
Silkwood,A-MS	3
Lindsey,L-UM	3
15. 4 tied at	2

LOSSES

1. Hummel,C-UM	13
2. Owen,A-MS	8
3. Rogers-UF	7
Davis,L-AU	7
Sarratt,J-SC	7
Fox-AM	7
Stangel-MO	7
Wright-AR	7
Czechner,A-LS	7
10. Blue,N-SC	6
Nunley,K-UK	6
12. 5 tied at	5

RUNNERS PICKED OFF

1. Morgan-AM	2
2. Mooney,S-SC	1
Browne-UG	1
Mack-MO	1
Kilpatric,M-AU	1
Fichtner-UA	1

WILD PITCHES

1. Moll-AR	11
2. Blue,N-SC	10
3. Gourley-UF	8
Wilkinson-UG	8
5. Traina-UA	7
6. Wright-AR	6
Sarratt,J-SC	6
Finucane-MO	6
9. Gaitan,E-UM	5
Stangel-MO	5
Silkwood,A-MS	5
Fox-AM	5
Smith,S-UK	5
Harper,M-AU	5
15. 6 tied at	4

BALKS

1. Jury-UA	3
2. Fenter,S-UM	2
Hummel,C-UM	2
Sherrod,S-MS	2
5. Traina-UA	1
Davis,L-AU	1
Osias,M-UM	1
Lindsey,L-UM	1
Stangel-MO	1

HIT BATTERS

1. Czechner,A-LS	17
2. Sarratt,J-SC	13
3. Corbello,B-LS	12
Hummel,C-UM	12
5. Fox-AM	10
6. Wright-AR	9
Wilkinson-UG	9
Owen,A-MS	9
Glasco-UG	9
Davis,L-AU	9
11. Renfroe,E-UT	8
Nunley,K-UK	8
Rogers-UF	8
Gaitan,E-UM	8
15. 2 tied at	7

INTENTIONAL BB ALLOWED

1. Renfroe,E-UT	4
2. Finucane-MO	3
Wright-AR	3
4. Hummel,C-UM	1
Glasco-UG	1
6. Jury-UA	2
7. Blue,N-SC	1
8. Wilkinson-UG	4
9. Nunley,K-UK	3
10. Moll-AR	2
11. Czechner,A-LS	1
Beasley-AR	1
13. Sarratt,J-SC	2
Shull,L-SC	2
Littlejohn-UA	2

HITS ALLOWED

1. Haeger-UF	27
2. Donnell-AM	36
3. Prince,M-UK	40
4. Gourley-UF	41
5. Gaitan,E-UM	44
6. Young-AR	45
7. Jury-UA	49
8. Harper,M-AU	53
Stangel-MO	53
10. Corbello,B-LS	57
11. Glasco-UG	59
12. Wright-AR	61
13. Silkwood,A-MS	63
14. Marks-AM	64
15. Traina-UA	68

RUNS ALLOWED

1. Haeger-UF	9
2. Prince,M-UK	24
3. Jury-UA	28
4. Donnell-AM	29
5. Gourley-UF	30
6. Traina-UA	32
7. Glasco-UG	33
8. Rogers-UF	36
Silkwood,A-MS	36
10. Harper,M-AU	37
11. Marks-AM	38
12. Finucane-MO	41
Young-AR	41
14. Wilkinson-UG	43
15. Nunley,K-UK	46

EARNED RUNS ALLOWED

1. Haeger-UF	9
2. Prince,M-UK	22
3. Donnell-AM	26
4. Traina-UA	27
5. Gourley-UF	28
Jury-UA	28
7. Finucane-MO	30
Young-AR	30
9. Glasco-UG	31
10. Nunley,K-UK	32
11. Gaitan,E-UM	33
Rogers-UF	33
13. Silkwood,A-MS	34
14. Harper,M-AU	36
15. Marks-AM	37

WALKS ALLOWED

1. Donnell-AM	7
2. Haeger-UF	9
3. Prince,M-UK	3
4. Marks-AM	14
5. Owen,A-MS	16
6. Young-AR	21
7. Gourley-UF	25
8. Rogers-UF	26
Fox-AM	26
Hummel,C-UM	26
11. Jury-UA	28
12. Glasco-UG	30
13. Silkwood,A-MS	31
14. Finucane-MO	32
15. Moll-AR	33

DOUBLES ALLOWED

1. Glasco-UG	4
2. Young-AR	5
Haeger-UF	5
Donnell-AM	5
Stangel-MO	5
6. Marks-AM	6
Prince,M-UK	6
Gaitan,E-UM	6
Jury-UA	6
10. Owen,A-MS	7
Corbello,B-LS	7
Gourley-UF	7
13. Blue,N-SC	8
Sarratt,J-SC	8
Wilkinson-UG	8

TRIPLES ALLOWED

1. Moll-AR	0
Glasco-UG	0
Czechner,A-LS	0
Blue,N-SC	0
Corbello,B-LS	0
Jury-UA	0
Prince,M-UK	0
8. Marks-AM	1
Gaitan,E-UM	1
Stangel-MO	1
Rogers-UF	1
Donnell-AM	1
Haeger-UF	1
Fox-AM	1
Nunley,K-UK	1

HOME RUNS ALLOWED

1. Prince,M-UK	3
Haeger-UF	3
3. Jury-UA	5
Gaitan,E-UM	5
Wright-AR	5
6. Glasco-UG	6
Traina-UA	6
Blue,N-SC	6
Young-AR	6
10. Donnell-AM	7
Nunley,K-UK	7
12. Rogers-UF	8
Silkwood,A-MS	8
14. Moll-AR	9
Gourley-UF	9



SEASON IN REVIEW

ALABAMA • ARKANSAS • AUBURN • FLORIDA • GEORGIA • KENTUCKY • LSU • OLE MISS

SEC INDIVIDUAL FIELDING LEADERS

(SEC GAMES ONLY)

Hitting minimums – 75% of Games • Pitching minimums – 1 Games 1.0 IP/Game

FIELDING LEADERS

FIELDING PCT

1. Lenahan,S-MS	1.000
Joiner-UK	1.000
Schwarz-UF	1.000
Browne-UG	1.000
Simmons,S-LS	1.000
Roth-MO	1.000
Munro-UF	1.000
Puailoa-UG	1.000
Cooper,K-AU	1.000
Kilpatric,M-AU	1.000
Steed,M-UK	1.000
McCleney-UA	1.000
Schkade-MO	1.000
Howard,T-AU	1.000
Hawkins,C-SC	1.000

CHANCES

1. Lenahan,S-MS	161
2. Joiner-UK	160
3. Stark-AM	153
4. Tarango,C-UT	150
5. Lafaele-UA	148
6. Schwarz-UF	147
7. Rhodes,J-AU	143
8. Browne-UG	139
9. Cumbess-UK	135
10. Snaer,K-SC	133
Simmons,S-LS	133
12. Morgan-AM	129
13. Ladner,L-UM	128
14. Fichtner-UA	125
15. Roth-MO	118

PUTOUTS

1. Stark-AM	149
2. Joiner-UK	147
3. Lenahan,S-MS	146
4. Lafaele-UA	145

Tarango,C-UT	145
6. Schwarz-UF	140
7. Rhodes,J-AU	136
8. Browne-UG	127
9. Snaer,K-SC	125
10. Simmons,S-LS	122
11. Cumbess-UK	118
12. Ladner,L-UM	117
13. Morgan-AM	115
14. Fichtner-UA	112
15. Roth-MO	109

ASSISTS

1. Sagermann,N-UK	60
Wilson-UG	60
3. Oprzedek-AR	56
4. Koenig,T-UT	55
5. Bogaards,K-AU	54
Cooper,K-AU	54
7. Stokes,C-UK	53
8. Hugo-UG	51
9. Shipman,M-UT	50
10. Beggs-UG	49
11. Carosone,E-AU	46
12. Hays-UA	45
Stewart-UF	45
14. Navarro-AR	44
15. 2 tied at	43

FIELDING DOUBLE PLAYS

1. Carosone,E-AU	11
2. Wilson-UG	9
Falcon,Allison-LS	9
Tarango,C-UT	9
5. Roth-MO	8
Glasco-UG	8
Simmons,S-LS	8
Rhodes,J-AU	8
Bogaards,K-AU	8
10. Wallace-AR	7
Stewart-UF	7
Schwarz-UF	7
13. 4 tied at	6

PASSED BALLS

1. Mack-MO	5
Parra,M-UM	5
3. Mooney,S-SC	4
Kilpatric,M-AU	4
5. Morgan-AM	3
Browne-UG	3
Fagan-MO	3
8. Munro-UF	2
Gee-AR	2
Kloss,K-LS	2
11. Bell-UA	1
Jaquish,S-LS	1
Lenahan,S-MS	1

CATCHER INTERFERENCE

1. Aldrete,A-UT	2
Akamine,H-UT	2
3. Mooney,S-SC	1
Kloss,K-LS	1

STEAL ATTEMPTS AGAINST

1. Parra,M-UM	27
2. Fichtner-UA	24
3. Mooney,S-SC	22
4. Gee-AR	19
5. Kilpatric,M-AU	17
Hummel,C-UM	17
7. Gaitan,E-UM	16
Joiner-UK	16
9. Davis,L-AU	15
10. Sarratt,J-SC	14
Blue,N-SC	14
Fagan-MO	14
13. Stangel-MO	13
Browne-UG	13
15. 2 tied at	12

STOLEN BASES AGAINST

1. Parra,M-UM	23
2. Fichtner-UA	17
Mooney,S-SC	17

4. Hummel,C-UM	15
5. Kilpatric,M-AU	14
6. Fagan-MO	13
Gee-AR	13
8. Stangel-MO	12
Davis,L-AU	12
Sarratt,J-SC	12
Blue,N-SC	12
Gaitan,E-UM	12
13. Joiner-UK	11
14. Kloss,F-LS	10
Syrett,C-UM	10

CAUGHT STEALING BY

1. Fichtner-UA	7
2. Gee-AR	6
Lenahan,S-MS	6
4. Joiner-UK	5
Browne-UG	5
Mooney,S-SC	5
Wilkinson-UG	5
8. Parra,M-UM	4
Silkwood,A-MS	4
Traina-UA	4
Gaitan,E-UM	4
12. Jury-UA	3
Davis,L-AU	3
Munro-UF	3
Kilpatric,M-AU	3

ERRORS

1. Culley,H-UM	10
2. Bell,B-LS	8
Oprzedek-AR	8
Yeske,C-SC	8
5. Tyler-AM	7
Koenig,T-UT	7
Winkfield,K-MS	7
8. Sagermann,N-UK	6
Syrett,C-UM	6
Randazzo-MO	6
11. 8 tied at	5



SEASON IN REVIEW

MISSISSIPPI STATE • MISSOURI • SOUTH CAROLINA • TENNESSEE • TEXAS A&M • VANDERBILT



SEC TEAM BATTING LEADERS

(ALL GAMES)

Hitting minimums – 75% of Games 2.0 AB/Game • Pitching minimums – 1 Games 1.0 IP/Game

BATTING LEADERS

BATTING AVG.

1. Alabama	0.315
2. LSU	0.313
3. Florida	0.313
4. Tennessee	0.313
5. Missouri	0.310
6. Georgia	0.306
7. Auburn	0.304
8. Arkansas	0.304
9. Texas A&M	0.303
10. Ole Miss	0.285
11. South Carolina	0.280
12. Kentucky	0.263
13. Mississippi State	0.257

SLUGGING PCT.

1. Georgia	0.552
2. Tennessee	0.546
3. Florida	0.528
4. Auburn	0.517
5. Texas A&M	0.497
6. LSU	0.497
7. Alabama	0.489
8. Arkansas	0.484
9. South Carolina	0.463
10. Missouri	0.460
11. Kentucky	0.436
12. Ole Miss	0.400
13. Mississippi State	0.385

ON BASE PCT.

1. Florida	0.439
2. Tennessee	0.426
3. Auburn	0.422
4. LSU	0.412
5. Georgia	0.411
6. Arkansas	0.410
7. Alabama	0.406
8. Texas A&M	0.396
9. South Carolina	0.384
10. Missouri	0.384
11. Mississippi State	0.376
12. Ole Miss	0.361
13. Kentucky	0.357

RUNS SCORED

1. Florida	463
2. Auburn	440
3. Alabama	397
4. Georgia	376
5. Tennessee	367
6. LSU	360

7. Arkansas	359
8. Texas A&M	352
9. Missouri	331
10. Kentucky	319
11. South Carolina	309
12. Mississippi State	272
13. Ole Miss	241

HITS

1. Alabama	552
2. Florida	542
3. Missouri	513
LSU	513
5. Georgia	484
6. Auburn	482
7. Texas A&M	474
Tennessee	474
9. Kentucky	472
10. Arkansas	432
11. South Carolina	406
12. Ole Miss	396
13. Mississippi State	388

RUNS BATTED IN

1. Florida	433
2. Auburn	409
3. Alabama	359
4. Georgia	346
5. Tennessee	344
6. Arkansas	325
7. LSU	324
8. Texas A&M	319
9. Missouri	303
10. Kentucky	279
11. South Carolina	273
12. Mississippi State	244
13. Ole Miss	217

DOUBLES

1. Tennessee	89
2. Georgia	86
Auburn	86
4. South Carolina	81
5. Kentucky	80
6. Texas A&M	78
Florida	78
Missouri	78
9. LSU	72
10. Mississippi State	70
11. Arkansas	66
12. Alabama	65
13. Ole Miss	55

TRIPLES

1. LSU	17
Alabama	17

3. Arkansas	14
4. Florida	13
South Carolina	13
6. Georgia	12
7. Texas A&M	11
Tennessee	11
9. Mississippi State	10
10. Kentucky	9
Missouri	9
12. Ole Miss	8
13. Auburn	1

HOME RUNS

1. Georgia	93
2. Florida	89
3. Auburn	83
4. Tennessee	81
5. Kentucky	71
6. Alabama	68
Texas A&M	68
8. LSU	65
9. Arkansas	54
10. South Carolina	53
11. Missouri	51
12. Mississippi State	34
13. Ole Miss	30

TOTAL BASES

1. Florida	913
2. Georgia	873
3. Alabama	855
4. Tennessee	828
5. Auburn	819
6. LSU	814
7. Kentucky	783
8. Texas A&M	778
9. Missouri	762
10. Arkansas	688
11. South Carolina	672
12. Mississippi State	580
13. Ole Miss	557

TOTAL PLATE APPEARANCES

1. Florida	2194
2. Kentucky	2142
3. Alabama	2085
4. LSU	1967
5. Auburn	1964
6. Georgia	1923
7. Missouri	1895
8. Texas A&M	1880
9. Mississippi State	1850
10. Tennessee	1849
11. South Carolina	1737
12. Arkansas	1725
13. Ole Miss	1609

AT BATS

1. Kentucky	1797
2. Alabama	1750
3. Florida	1730
4. Missouri	1655
5. LSU	1637
6. Auburn	1585
7. Georgia	1582
8. Texas A&M	1564
9. Tennessee	1516
10. Mississippi State	1507
11. South Carolina	1452
12. Arkansas	1422
13. Ole Miss	1391

WALKS

1. Florida	321
2. Auburn	270
3. Tennessee	242
4. Alabama	241
5. LSU	238
6. Georgia	235
7. Arkansas	231
8. Kentucky	219
9. South Carolina	210
10. Mississippi State	206
11. Texas A&M	202
12. Missouri	186
13. Ole Miss	150

HIT BY PITCH

1. Mississippi State	88
2. Florida	78
3. Auburn	66
4. Tennessee	64
5. Georgia	60
6. Kentucky	53
7. Texas A&M	49
8. South Carolina	46
9. LSU	44
10. Alabama	38
11. Arkansas	36
12. Ole Miss	22
13. Missouri	21

STRIKEOUTS

1. Kentucky	376
2. Mississippi State	315
3. Florida	299
4. Tennessee	282
5. Auburn	280
6. Georgia	263
7. Alabama	241
8. South Carolina	238
Ole Miss	238



SEASON IN REVIEW

ALABAMA • ARKANSAS • AUBURN • FLORIDA • GEORGIA • KENTUCKY • LSU • OLE MISS

SEC TEAM BATTING LEADERS ... continued

(ALL GAMES)

Hitting minimums – 75% of Games 2.0 AB/Game • Pitching minimums – 1 Games 1.0 IP/Game

10. Texas A&M	233
11. LSU	232
12. Arkansas	204
13. Missouri	185

SAC BUNTS

1. Kentucky	56
2. Florida	52
3. Texas A&M	47
4. Alabama	36
5. Ole Miss	35
6. Mississippi State	34
LSU	34
8. Georgia	29
9. Auburn	24
10. Missouri	19
11. Arkansas	18
12. Tennessee	17
13. South Carolina	14

SAC FLIES

1. Alabama	20
2. Auburn	19
3. Georgia	17
Texas A&M	17
5. Kentucky	16
6. Arkansas	15

South Carolina	15
8. Missouri	14
Mississippi State	14
10. Florida	13
11. Ole Miss	11
12. Tennessee	10
LSU	10

STOLEN BASES

1. Florida	115
2. Missouri	104
3. LSU	99
4. Mississippi State	88
5. Alabama	87
6. Tennessee	61
7. Arkansas	52
8. Georgia	51
9. Ole Miss	49
10. South Carolina	47
11. Kentucky	46
12. Texas A&M	35
13. Auburn	17

CAUGHT STEALING

1. Mississippi State	22
----------------------	----

2. Missouri	19
Alabama	19
Kentucky	19
5. Georgia	15
6. Tennessee	14
Florida	14
LSU	14
9. Ole Miss	11
10. South Carolina	9
Arkansas	9
12. Texas A&M	8
13. Auburn	1

STEAL ATTEMPTS

1. Florida	129
2. Missouri	123
3. LSU	113
4. Mississippi State	110
5. Alabama	106
6. Tennessee	75
7. Georgia	66
8. Kentucky	65
9. Arkansas	61
10. Ole Miss	60
11. South Carolina	56
12. Texas A&M	43
13. Auburn	18

GROUNDED INTO DP

1. Alabama	18
2. Missouri	14
3. Kentucky	13
4. South Carolina	12
5. Tennessee	8
6. Auburn	6
Arkansas	6
8. Ole Miss	5
Florida	5
10. Mississippi State	3
Georgia	3
12. LSU	2
Texas A&M	2

SEC TEAM PITCHING LEADERS

(ALL GAMES)

Hitting minimums – 75% of Games 2.0 AB/Game • Pitching minimums – 1 Games 1.0 IP/Game

PITCHING LEADERS

EARNED RUN AVG

1. Florida	1.96
2. Alabama	2.18
3. Kentucky	2.24
4. Georgia	2.25
5. Tennessee	2.32
6. Mississippi State	2.67
7. Missouri	2.72
8. South Carolina	3.15
9. LSU	3.23
10. Auburn	3.26
11. Texas A&M	3.71
12. Ole Miss	3.84
13. Arkansas	4.70

OPPOSING BAT AVG

1. Florida	0.196
2. Tennessee	0.209
3. Georgia	0.210
4. Mississippi State	0.212

5. Alabama	0.212
6. Kentucky	0.222
7. LSU	0.233
8. Auburn	0.240
9. Missouri	0.243
10. Ole Miss	0.247
11. South Carolina	0.254
12. Texas A&M	0.275
13. Arkansas	0.288

INNINGS PITCHED

1. Kentucky	484.2
2. Alabama	437.1
3. Florida	435.0
4. Georgia	413.1
5. Missouri	407.1
6. LSU	400.1
7. Mississippi State	398.0
8. Auburn	391.1
9. Texas A&M	388.1
10. Tennessee	376.2
11. South Carolina	371.2
12. Ole Miss	339.0
13. Arkansas	335.1

BATTERS STRUCK OUT

1. Mississippi State	438
2. Georgia	418
3. Kentucky	403
4. Tennessee	382
5. Alabama	371
6. Florida	367
7. LSU	354
8. Ole Miss	288
9. Auburn	285
10. South Carolina	276
11. Missouri	271
12. Texas A&M	254
13. Arkansas	221

BATTERS SO LOOKING

1. Kentucky	126
2. Georgia	105
3. LSU	95
4. Tennessee	93
5. Alabama	89
6. Mississippi State	87
7. Florida	83
8. Ole Miss	81

9. Arkansas	67
10. Auburn	65
11. Missouri	61
South Carolina	61
13. Texas A&M	58

WINS

1. Florida	55
2. Alabama	53
3. Kentucky	50
4. Georgia	49
5. Tennessee	46
6. Missouri	43
7. Auburn	41
8. Mississippi State	39
9. LSU	38
10. Texas A&M	37
11. South Carolina	36
12. Arkansas	27
13. Ole Miss	22

LOSSES

1. Ole Miss	31
2. Arkansas	28

SEASON IN REVIEW



MISSISSIPPI STATE • MISSOURI • SOUTH CAROLINA • TENNESSEE • TEXAS A&M • VANDERBILT

SEC TEAM PITCHING LEADERS... continued

(ALL GAMES)

Hitting minimums – 75% of Games 2.0 AB/Game • Pitching minimums – 1 Games 1.0 IP/Game

3. LSU	24
4. Texas A&M	22
South Carolina	22
6. Mississippi State	21
7. Kentucky	19
Auburn	19
9. Missouri	18
10. Georgia	15
11. Alabama	13
12. Tennessee	12
Florida	12

SAVES

1. South Carolina	11
2. Texas A&M	7
3. Auburn	6
Alabama	6
5. Florida	5
Ole Miss	5
7. Kentucky	4
Tennessee	4
9. Georgia	3
Mississippi State	3
11. Missouri	1
LSU	1

RUNNERS PICKED OFF

1. Texas A&M	11
2. South Carolina	5
3. Georgia	4
4. Florida	3
Mississippi State	3
6. Alabama	2
LSU	2
Arkansas	2
9. Auburn	1
Ole Miss	1
Missouri	1

SAC BUNTS ALLOWED

1. LSU	34
2. South Carolina	33
Missouri	33
Kentucky	33
5. Arkansas	32
Texas A&M	32
7. Ole Miss	31
8. Georgia	28
9. Tennessee	25
10. Mississippi State	23
11. Alabama	21
12. Auburn	19
13. Florida	16

SAC FLIES ALLOWED

1. LSU	16
2. Missouri	13
3. Ole Miss	12

4. Texas A&M	11
South Carolina	11
6. Alabama	9
7. Georgia	8
8. Arkansas	6
Auburn	6
10. Tennessee	5
Mississippi State	5
12. Florida	4
13. Kentucky	1

HITS ALLOWED

1. Tennessee	293
2. Florida	310
3. Mississippi State	312
4. Georgia	321
5. Ole Miss	322
6. Alabama	346
7. LSU	348
8. Auburn	354
9. South Carolina	362
10. Missouri	381
11. Arkansas	390
12. Kentucky	406
13. Texas A&M	423

RUNS ALLOWED

1. Florida	135
2. Tennessee	157
3. Alabama	160
Georgia	160
5. Mississippi State	175
6. Kentucky	196
7. Auburn	201
8. Missouri	210
9. LSU	220
10. South Carolina	223
11. Texas A&M	235
12. Ole Miss	243
13. Arkansas	288

EARNED RUNS ALLOWED

1. Florida	122
2. Tennessee	125
3. Georgia	133
4. Alabama	136
5. Mississippi State	152
6. Kentucky	155
7. Missouri	158
8. South Carolina	167
9. Auburn	182
10. LSU	185
11. Ole Miss	186
12. Texas A&M	206
13. Arkansas	225

WALKS ALLOWED

1. Mississippi State	112
2. Texas A&M	129
3. Florida	133
4. Tennessee	135
5. Missouri	140
6. Auburn	162
7. Georgia	167
8. Kentucky	173
9. South Carolina	174
10. Alabama	179
11. Ole Miss	187
12. Arkansas	206
13. LSU	261

DOUBLES ALLOWED

1. Georgia	32
2. South Carolina	39
3. Tennessee	40
4. Missouri	42
5. LSU	43
6. Alabama	44
7. Florida	46
8. Texas A&M	49
9. Ole Miss	50
Mississippi State	50
11. Arkansas	53
12. Auburn	57
13. Kentucky	66

TRIPLES ALLOWED

1. LSU	0
2. Georgia	4
South Carolina	4
Missouri	4
5. Mississippi State	5
Alabama	5
Tennessee	5
Kentucky	5
9. Auburn	6
Texas A&M	6
11. Arkansas	7
Florida	7
13. Ole Miss	8

HOME RUNS ALLOWED

1. South Carolina	28
2. Florida	32
3. Alabama	36
4. Arkansas	38
5. Tennessee	39
6. Kentucky	40
LSU	40
8. Mississippi State	45
Georgia	45
Ole Miss	45
11. Missouri	46
12. Auburn	64

13. Texas A&M	69
---------------	----

WILD PITCHES

1. Arkansas	36
2. South Carolina	29
Georgia	29
4. Missouri	28
Ole Miss	28
6. Auburn	26
7. Alabama	24
LSU	24
9. Mississippi State	22
10. Tennessee	20
11. Texas A&M	17
12. Kentucky	16
13. Florida	10

BALKS

1. Ole Miss	8
2. Alabama	6
3. Auburn	4
4. Kentucky	2
Mississippi State	2
6. LSU	1
Missouri	1
Texas A&M	1
Arkansas	1

HIT BATTERS

1. LSU	59
2. Texas A&M	47
Kentucky	47
4. Ole Miss	42
5. Arkansas	38
6. South Carolina	36
7. Georgia	33
8. Auburn	31
9. Mississippi State	29
10. Florida	26
11. Tennessee	25
12. Missouri	23
13. Alabama	17

INTENTIONAL BB ALLOWED

1. Auburn	2
2. Missouri	3
3. Florida	2
4. Arkansas	6
Alabama	6
Kentucky	6
7. Ole Miss	1
8. Tennessee	10
9. South Carolina	6
10. Georgia	8
11. LSU	1
Texas A&M	1
Mississippi State	1



SEASON IN REVIEW

ALABAMA • ARKANSAS • AUBURN • FLORIDA • GEORGIA • KENTUCKY • LSU • OLE MISS

SEC TEAM FIELDING LEADERS

(ALL GAMES)

Hitting minimums – 75% of Games • Pitching minimums – 1 Games 1.0 IP/Game

FIELDING LEADERS

FIELDING PCT

1. Ole Miss	.979
2. Florida	.979
3. Tennessee	.974
4. LSU	.968
5. Texas A&M	.966
6. Arkansas	.963
7. Alabama	.961
8. South Carolina	.961
9. Georgia	.961
10. Mississippi State	.960
11. Missouri	.959
12. Auburn	.959
13. Kentucky	.958

CHANCES

1. Florida	1943
2. Kentucky	1845
3. Tennessee	1748
4. Georgia	1708
5. Texas A&M	1640
6. South Carolina	1639
7. LSU	1606
8. Alabama	1593
9. Missouri	1517
10. Auburn	1457
11. Arkansas	1440
12. Mississippi State	1415
13. Ole Miss	1398

PUTOUTS

1. Florida	1376
2. Kentucky	1288
3. Tennessee	1258
4. LSU	1186
5. Georgia	1170
6. Alabama	1163
7. South Carolina	1141
8. Texas A&M	1124
9. Mississippi State	1122
10. Arkansas	1078
11. Ole Miss	1050
12. Auburn	1021
13. Missouri	1005

ASSISTS

1. Florida	526
2. Kentucky	480
3. Georgia	471
4. Texas A&M	460
5. Missouri	450

6. Tennessee	445
7. South Carolina	434
8. Auburn	376
9. LSU	369
10. Alabama	368
11. Ole Miss	319
12. Arkansas	309
13. Mississippi State	237

ERRORS

1. Kentucky	77
2. Georgia	67
3. South Carolina	64
4. Missouri	62
Alabama	62
6. Auburn	60
7. Texas A&M	56
Mississippi State	56
9. Arkansas	53
10. LSU	51
11. Tennessee	45
12. Florida	41
13. Ole Miss	29

FIELDING DOUBLE PLAYS

1. Kentucky	27
2. Florida	24
3. South Carolina	23
4. Texas A&M	19
5. Georgia	18
6. Ole Miss	15
Alabama	15
8. Arkansas	13
Tennessee	13
10. Missouri	12
11. Auburn	11
12. LSU	9
13. Mississippi State	5

STOLEN BASES AGAINST

1. Ole Miss	75
2. Auburn	57
3. Alabama	51
4. Kentucky	45
5. South Carolina	43
6. Arkansas	41
7. Missouri	40
8. Texas A&M	36
9. Mississippi State	31
LSU	31
11. Georgia	29
12. Florida	28
13. Tennessee	24

CAUGHT STEALING BY

1. Ole Miss	28
2. Mississippi State	16
3. Kentucky	15
4. Arkansas	14
Florida	14
Tennessee	14
7. South Carolina	12
Alabama	12
9. Auburn	10
LSU	10
11. Georgia	9
12. Texas A&M	8
13. Missouri	7

STEAL ATTEMPTS AGAINST

1. Ole Miss	103
2. Auburn	67
3. Alabama	63
4. Kentucky	60
5. Arkansas	55
South Carolina	55
7. Missouri	47
Mississippi State	47
9. Texas A&M	44
10. Florida	42
11. LSU	41
12. Georgia	38
Tennessee	38

PASSED BALLS

1. Missouri	16
Alabama	16
3. Arkansas	13
4. Mississippi State	11
5. Tennessee	10
Auburn	10
Ole Miss	10
8. Texas A&M	8
Georgia	8
10. Florida	7
11. LSU	6
South Carolina	6
13. Kentucky	4

CATCHERS INTERFERENCE

1. Kentucky	1
Alabama	1
Arkansas	1
Ole Miss	1
Tennessee	1

SEASON IN REVIEW

MISSISSIPPI STATE • MISSOURI • SOUTH CAROLINA • TENNESSEE • TEXAS A&M • VANDERBILT



SEC TEAM BATTING LEADERS

(SEC GAMES ONLY)

Hitting minimums – 75% of Games 2.0 AB/Game • Pitching minimums – 1 Games 1.0 IP/Game

BATTING LEADERS

BATTING AVG

1. Tennessee	0.314
2. Alabama	0.309
3. LSU	0.305
4. Missouri	0.300
5. Georgia	0.277
6. Florida	0.276
7. South Carolina	0.264
8. Auburn	0.263
9. Mississippi State	0.259
10. Arkansas	0.256
11. Texas A&M	0.242
12. Kentucky	0.232
13. Ole Miss	0.225

SLUGGING PCT

1. Tennessee	0.545
2. Georgia	0.501
3. Florida	0.494
4. LSU	0.472
5. Missouri	0.471
6. Alabama	0.455
7. Auburn	0.435
8. South Carolina	0.435
9. Arkansas	0.397
10. Kentucky	0.395
11. Texas A&M	0.383
12. Mississippi State	0.363
13. Ole Miss	0.320

ON BASE PCT

1. Tennessee	0.437
2. Florida	0.404
3. Alabama	0.402
4. LSU	0.394
5. Georgia	0.382
6. Auburn	0.374
7. South Carolina	0.372
8. Missouri	0.365
9. Mississippi State	0.357
10. Arkansas	0.343
11. Texas A&M	0.329
12. Kentucky	0.327
13. Ole Miss	0.315

RUNS SCORED

1. Tennessee	158
2. Alabama	139
3. Florida	132
4. Georgia	127

5. LSU	126
6. Missouri	119
7. Auburn	116
8. South Carolina	115
9. Arkansas	111
10. Texas A&M	93
11. Mississippi State	91
12. Kentucky	86
13. Ole Miss	82

HITS

1. Alabama	202
2. Tennessee	201
3. Missouri	200
4. LSU	191
5. Florida	175
6. Georgia	167
7. Auburn	163
8. Arkansas	162
9. Mississippi State	158
South Carolina	158
11. Texas A&M	152
12. Kentucky	144
13. Ole Miss	136

RUNS BATTED IN

1. Tennessee	146
2. Alabama	130
3. Florida	122
4. Georgia	121
5. Auburn	112
6. Missouri	111
7. LSU	110
8. South Carolina	104
9. Arkansas	103
10. Texas A&M	83
11. Mississippi State	81
12. Kentucky	78
13. Ole Miss	73

DOUBLES

1. South Carolina	35
2. Tennessee	30
3. Florida	27
LSU	27
5. Missouri	23
Texas A&M	23
Arkansas	23
8. Georgia	21
Mississippi State	21
10. Alabama	20
Auburn	20
12. Kentucky	18
13. Ole Miss	15

TRIPLES

1. LSU	6
2. Tennessee	5
Missouri	5
4. Texas A&M	4
5. Alabama	3
Georgia	3
Arkansas	3
Kentucky	3
Ole Miss	3
10. Mississippi State	2
South Carolina	2

HOME RUNS

1. Florida	37
2. Tennessee	36
Georgia	36
4. Auburn	29
5. Missouri	27
6. Kentucky	26
7. Alabama	23
8. LSU	22
9. South Carolina	21
10. Arkansas	20
11. Texas A&M	19
12. Mississippi State	13
13. Ole Miss	12

TOTAL BASES

1. Tennessee	349
2. Missouri	314
3. Florida	313
4. Georgia	302
5. Alabama	297
6. LSU	296
7. Auburn	270
8. South Carolina	260
9. Arkansas	251
10. Kentucky	246
11. Texas A&M	240
12. Mississippi State	222
13. Ole Miss	193

TOTAL PLATE APPEARANCES

1. Alabama	793
Florida	793
3. Tennessee	791
4. Missouri	752
5. Auburn	750
6. LSU	741
7. Texas A&M	736
8. Kentucky	733
9. Arkansas	729
10. Mississippi State	725
11. Georgia	724

12. South Carolina	713
13. Ole Miss	710

AT BATS

1. Missouri	666
2. Alabama	653
3. Tennessee	640
4. Florida	634
5. Arkansas	632
6. LSU	627
Texas A&M	627
8. Kentucky	622
9. Auburn	620
10. Mississippi State	611
11. Ole Miss	604
12. Georgia	603
13. South Carolina	598

WALKS

1. Tennessee	108
2. Florida	107
3. South Carolina	96
4. Alabama	94
5. Auburn	90
6. Georgia	86
7. LSU	82
8. Ole Miss	74
9. Arkansas	72
10. Texas A&M	71
11. Mississippi State	69
12. Kentucky	68
13. Missouri	64

HIT BY PITCH

1. Tennessee	33
2. Florida	30
3. Mississippi State	27
4. Auburn	24
5. Kentucky	23
6. Georgia	21
7. Alabama	16
8. Arkansas	14
9. Texas A&M	13
10. LSU	12
11. South Carolina	10
12. Ole Miss	9
13. Missouri	7

STRIKEOUTS

1. Kentucky	143
2. Mississippi State	142
3. Florida	130
4. Ole Miss	128
5. Tennessee	119
6. Auburn	116
Georgia	116



SEASON IN REVIEW

ALABAMA • ARKANSAS • AUBURN • FLORIDA • GEORGIA • KENTUCKY • LSU • OLE MISS

SEC TEAM BATTING LEADERS... continued

(SEC GAMES ONLY)

Hitting minimums – 75% of Games 2.0 AB/Game • Pitching minimums – 1 Games 1.0 IP/Game

8. Texas A&M	111
9. Arkansas	107
10. LSU	93
11. South Carolina	91
12. Alabama	79
13. Missouri	74

SAC BUNTS

1. Florida	20
2. Texas A&M	18
3. Alabama	17
4. LSU	16
5. Kentucky	15
Ole Miss	15
7. Mississippi State	12
8. Missouri	10
9. Auburn	9
10. Tennessee	8
11. Georgia	7
12. South Carolina	4
13. Arkansas	3

SAC FLIES

1. Alabama	13
2. Ole Miss	8
3. Auburn	7
Georgia	7

5. Texas A&M	6
Arkansas	6
7. Missouri	5
Kentucky	5
South Carolina	5
Mississippi State	5
11. LSU	2
Tennessee	2
Florida	2

STOLEN BASES

1. LSU	26
Alabama	26
3. Florida	22
4. Tennessee	21
Missouri	21
6. Arkansas	13
7. Ole Miss	12
Georgia	12
9. Kentucky	11
10. Mississippi State	8
11. Texas A&M	7
12. South Carolina	6
13. Auburn	3

CAUGHT STEALING

1. Georgia	8
------------	---

Mississippi State	8
3. Missouri	7
4. Alabama	6
5. Kentucky	5
6. Ole Miss	4
Tennessee	4
Florida	4
LSU	4
10. South Carolina	3
11. Texas A&M	2
12. Auburn	1
Arkansas	1

STEAL ATTEMPTS

1. Alabama	32
2. LSU	30
3. Missouri	28
4. Florida	26
5. Tennessee	25
6. Georgia	20
7. Kentucky	16
Ole Miss	16
Mississippi State	16
10. Arkansas	14
11. South Carolina	9
Texas A&M	9
13. Auburn	4

GROUNDED INTO DP

1. South Carolina	9
2. Kentucky	8
Alabama	8
4. Auburn	5
5. Tennessee	4
Arkansas	4
Florida	4
8. Missouri	3
Ole Miss	3
Georgia	3
11. LSU	2
12. Mississippi State	1

SEC TEAM PITCHING LEADERS

(SEC GAMES ONLY)

Hitting minimums – 75% of Games 2.0 AB/Game • Pitching minimums – 1 Games 1.0 IP/Game

PITCHING LEADERS

EARNED RUN AVG

1. Alabama	2.45
2. Kentucky	3.22
3. Tennessee	3.24
4. Missouri	3.25
5. Florida	3.26
6. Georgia	3.26
7. Auburn	4.23
8. LSU	4.38
9. Mississippi State	5.10
10. South Carolina	5.20
11. Texas A&M	5.45
12. Ole Miss	6.27
13. Arkansas	7.08

OPPOSING BAT AVG

1. Alabama	0.210
2. Tennessee	0.223

3. Florida	0.245
4. Missouri	0.248
5. Kentucky	0.248
6. Georgia	0.250
7. LSU	0.271
8. Mississippi State	0.281
9. Auburn	0.282
10. South Carolina	0.301
11. Ole Miss	0.302
12. Texas A&M	0.312
13. Arkansas	0.342

INNINGS PITCHED

1. Kentucky	169.2
2. Alabama	168.1
3. Missouri	163.2
4. Florida	161.0
5. Texas A&M	160.2
6. Tennessee	157.2
7. Auburn	157.1
8. Georgia	156.2
9. Mississippi State	155.0

10. Ole Miss	154.0
11. South Carolina	152.0
LSU	152.0
13. Arkansas	150.1

BATTERS STRUCK OUT

1. Mississippi State	141
2. Tennessee	136
3. Kentucky	130
4. Georgia	120
5. Texas A&M	118
6. Florida	117
7. Missouri	114
Alabama	114
9. LSU	113
10. Ole Miss	98
11. Auburn	91
12. South Carolina	85
13. Arkansas	73

BATTERS SO LOOKING

1. LSU	50
--------	----

1. Kentucky	46
2. Mississippi State	35
LSU	35
4. Tennessee	33
5. Ole Miss	28
Texas A&M	28
Georgia	28
Arkansas	28
9. Missouri	27
10. Florida	22
11. Auburn	21
12. South Carolina	20
13. Alabama	19

WINS

1. Alabama	20
2. Tennessee	17
3. Missouri	15
Florida	15
Georgia	15
6. Kentucky	13
LSU	13

SEASON IN REVIEW

MISSISSIPPI STATE • MISSOURI • SOUTH CAROLINA • TENNESSEE • TEXAS A&M • VANDERBILT



SEC TEAM PITCHING LEADERS . . . continued

(SEC GAMES ONLY)

Hitting minimums – 75% of Games 2.0 AB/Game • Pitching minimums – 1 Games 1.0 IP/Game

8. South Carolina	11
Auburn	11
10. Mississippi State	10
11. Texas A&M	9
12. Arkansas	5
13. Ole Miss	3

LOSSES

1. Ole Miss	21
2. Arkansas	19
3. Texas A&M	15
4. Mississippi State	14
5. Auburn	13
South Carolina	13
7. Kentucky	11
LSU	11
9. Georgia	9
Florida	9
Missouri	9
12. Tennessee	7
13. Alabama	5

SAVES

1. South Carolina	3
Auburn	3
Texas A&M	3
4. Kentucky	2
Alabama	2
6. LSU	1
Tennessee	1
Missouri	1
Florida	1

RUNNERS PICKED OFF

1. Texas A&M	2
2. Georgia	1
Alabama	1
Auburn	1
Missouri	1
South Carolina	1

SAC BUNTS ALLOWED

1. Arkansas	17
2. Ole Miss	16
South Carolina	16
4. Kentucky	14
LSU	14
6. Missouri	13
7. Tennessee	11
Auburn	11
Georgia	11
Texas A&M	11
11. Florida	8
12. Alabama	7
13. Mississippi State	4

SAC FLIES ALLOWED

1. LSU	10
Ole Miss	10
3. South Carolina	9
Missouri	9
5. Texas A&M	6
6. Arkansas	5
Alabama	5
8. Georgia	4
Auburn	4
Mississippi State	4
Tennessee	4
12. Florida	2
13. Kentucky	1

HITS ALLOWED

1. Alabama	131
2. Tennessee	133
3. Georgia	148
4. Florida	152
5. Missouri	155
6. LSU	159
7. Kentucky	163
8. Auburn	174
9. Mississippi State	177
10. South Carolina	189
11. Ole Miss	192
12. Texas A&M	209
13. Arkansas	223

RUNS ALLOWED

1. Alabama	64
2. Georgia	78
3. Florida	80
4. Tennessee	90
5. Kentucky	94
6. Missouri	99
7. Auburn	102
8. LSU	116
9. Mississippi State	124
10. Texas A&M	135
11. South Carolina	148
12. Ole Miss	172
13. Arkansas	192

EARNED RUNS ALLOWED

1. Alabama	59
2. Tennessee	73
Georgia	73
4. Florida	75
5. Missouri	76
6. Kentucky	78
7. LSU	95
Auburn	95
9. Mississippi State	113

South Carolina	113
11. Texas A&M	125
12. Ole Miss	138
13. Arkansas	152

WALKS ALLOWED

1. Texas A&M	57
2. Florida	60
3. Mississippi State	63
4. Alabama	71
5. Tennessee	73
Missouri	73
7. Georgia	78
8. Auburn	79
9. Kentucky	92
10. South Carolina	96
11. Ole Miss	109
LSU	109
13. Arkansas	121

DOUBLES ALLOWED

1. Georgia	13
2. Alabama	15
3. LSU	16
4. Missouri	18
5. South Carolina	19
6. Tennessee	23
Mississippi State	23
8. Florida	26
9. Ole Miss	28
Texas A&M	28
11. Kentucky	29
12. Auburn	30
13. Arkansas	35

TRIPLES ALLOWED

1. LSU	0
2. Kentucky	1
3. Alabama	2
Arkansas	2
5. Texas A&M	3
Auburn	3
South Carolina	3
Missouri	3
Georgia	3
10. Tennessee	4
Florida	4
12. Mississippi State	5
13. Ole Miss	6

HOME RUNS ALLOWED

1. Alabama	11
2. Kentucky	15
3. Tennessee	16
4. South Carolina	18

5. Missouri	21
6. Florida	22
LSU	22
8. Georgia	23
9. Arkansas	27
10. Auburn	32
11. Mississippi State	33
12. Ole Miss	34
13. Texas A&M	47

WILD PITCHES

1. Arkansas	26
2. South Carolina	17
3. Ole Miss	13
Missouri	13
5. Georgia	12
6. Alabama	11
Tennessee	11
8. Florida	9
LSU	9
10. Mississippi State	8
11. Texas A&M	7
Auburn	7
13. Kentucky	5

BALKS

1. Ole Miss	6
2. Alabama	4
3. Mississippi State	2
4. Auburn	1
Missouri	1

HIT BATTERS

1. LSU	32
2. Ole Miss	27
3. Arkansas	26
4. Texas A&M	22
5. Kentucky	19
6. Georgia	18
South Carolina	18
8. Mississippi State	16
9. Auburn	15
10. Tennessee	14
Florida	14
12. Missouri	11
13. Alabama	5

INTENTIONAL BB ALLOWED

1. Auburn	1
2. Missouri	3
3. Arkansas	6
4. Tennessee	4
5. Georgia	5
6. Alabama	4



SEASON IN REVIEW

ALABAMA • ARKANSAS • AUBURN • FLORIDA • GEORGIA • KENTUCKY • LSU • OLE MISS

SEC TEAM FIELDING LEADERS

(SEC GAMES ONLY)

Hitting minimums – 75% of Games • Pitching minimums – 1 Games 1.0 IP/Game

FIELDING LEADERS

FIELDING PCT

1. Auburn	0.984
2. Florida	0.980
3. Georgia	0.975
4. Alabama	0.973
5. Texas A&M	0.972
6. Mississippi State	0.972
7. Kentucky	0.969
8. Missouri	0.966
9. LSU	0.964
10. Tennessee	0.956
11. South Carolina	0.950
12. Arkansas	0.948
13. Ole Miss	0.940

CHANCES

1. Kentucky	750
2. Alabama	702
3. Arkansas	698
4. Tennessee	688
Georgia	688
Auburn	688
7. Missouri	686
8. Florida	683
9. South Carolina	678
10. Texas A&M	673
11. Ole Miss	651
12. LSU	633
13. Mississippi State	601

PUTOUTS

1. Kentucky	509
2. Alabama	505
3. Missouri	491
4. Florida	483
5. Texas A&M	482
6. Tennessee	473
7. Auburn	472
8. Georgia	470
9. Mississippi State	465
10. Ole Miss	462
11. LSU	456
South Carolina	456
13. Arkansas	451

ASSISTS

1. Kentucky	218
2. Arkansas	211
3. Auburn	205
4. Georgia	201
5. South Carolina	188

6. Florida	186
7. Tennessee	185
8. Alabama	178
9. Missouri	172
Texas A&M	172
11. LSU	154
12. Ole Miss	150
13. Mississippi State	119

ERRORS

1. Ole Miss	39
2. Arkansas	36
3. South Carolina	34
4. Tennessee	30
5. Missouri	23
LSU	23
Kentucky	23
8. Alabama	19
Texas A&M	19
10. Mississippi State	17
Georgia	17
12. Florida	14
13. Auburn	11

FIELDING DOUBLE PLAYS

1. Auburn	15
2. LSU	11
Missouri	11
Georgia	11
5. Tennessee	10
Florida	10
Arkansas	10
8. South Carolina	9
9. Texas A&M	8
Ole Miss	8
11. Alabama	6
Mississippi State	6
13. Kentucky	3

STOLEN BASES AGAINST

1. Ole Miss	33
2. South Carolina	24
3. Alabama	19
Missouri	19
5. Auburn	18
6. Arkansas	15
7. LSU	14
8. Kentucky	11
Tennessee	11
10. Georgia	8
11. Mississippi State	6
Florida	6
13. Texas A&M	5

CAUGHT STEALING BY

1. Arkansas	7
Alabama	7
3. Mississippi State	6
Ole Miss	6
5. South Carolina	5
Kentucky	5
Georgia	5
8. Florida	4
9. Auburn	3
LSU	3
11. Missouri	2
Tennessee	2
Texas A&M	2

STEAL ATTEMPTS AGAINST

1. Ole Miss	39
2. South Carolina	29
3. Alabama	26
4. Arkansas	22
5. Auburn	21
Missouri	21
7. LSU	17
8. Kentucky	16
9. Tennessee	13
Georgia	13
11. Mississippi State	12
12. Florida	10
13. Texas A&M	7

PASSED BALLS

1. Missouri	8
2. Ole Miss	5
3. Auburn	4
4. Georgia	3
Texas A&M	3
South Carolina	3
LSU	3
8. Florida	2
Arkansas	2
10. Mississippi State	1
Alabama	1

CATCHERS INTERFERENCE

1. Tennessee	4
2. South Carolina	1
LSU	1



RECORDS

SECSPORTS.COM



RECORDS

ALABAMA • ARKANSAS • AUBURN • FLORIDA • GEORGIA • KENTUCKY • LSU • OLE MISS

SEC ALL-TIME STANDINGS

1997

Eastern Division

Team	SEC	Overall
South Carolina* ^!	25-1	63-5
Tennessee	20-7	45-22
Florida	16-8	42-25
Georgia	7-21	25-33
Kentucky	2-23	11-44

Western Division

LSU ^	18-6	44-14
Alabama	16-14	9-29
Auburn	15-15	34-35
Arkansas	12-16	16-42
Mississippi State	11-17	29-27
Ole Miss	7-21	22-41

1998

Eastern Division

Team	SEC	Overall
Florida* ^	23-5	47-22
South Carolina	15-11	36-21
Tennessee	13-15	37-31
Georgia	11-17	34-26
Kentucky	6-22	19-43

Western Division

LSU ^	23-6	58-14
Alabama!	19-7	49-18
Mississippi State	15-11	36-21
Arkansas	13-17	21-38
Ole Miss	9-21	26-40
Auburn	6-21	16-40

1999

Eastern Division

Team	SEC	Overall
Tennessee ^	17-11	44-27
South Carolina ^	17-11	49-21
Florida	13-15	34-29
Georgia	11-17	28-31
Kentucky	6-22	23-44

Western Division

LSU ^*!	27-3	56-10
Alabama	19-11	39-26
Arkansas	17-13	46-29
Mississippi State	15-15	38-29
Auburn	11-19	27-32-1
Ole Miss	7-23	25-36

2000

Eastern Division

Team	SEC	Overall
Kentucky ^	15-13	36-29
Florida	13-14	46-30
South Carolina!	11-16	41-28
Georgia	9-19	28-33
Tennessee	5-22	29-34

Western Division

LSU* ^	26-4	59-13
Alabama	25-5	66-14
Arkansas	19-11	44-31
Mississippi State	17-13	44-27
Auburn	10-19	34-31
Ole Miss	8-22	21-42

2001

Eastern Division

Team	SEC	Overall
^ South Carolina	18-8	40-20-1
Florida	14-15	37-28
Kentucky	10-18	27-34
Georgia	9-18	33-26
Tennessee	9-20	24-35

Western Division

LSU* ^!	26-4	59-11
Alabama	24-6	50-11
Mississippi State	19-11	36-26
Arkansas	14-16	36-30
Auburn	10-20	31-32
Ole Miss	5-22	18-40

2002

Eastern Division

Team	SEC	Overall
^ South Carolina	20-10	46-20
Georgia	18-12	59-17
Florida	12-18	32-35
Tennessee	8-17	35-25-1
Kentucky	6-21	24-32

Western Division

LSU* ^!	25-4	56-11
Alabama	22-8	46-21
Auburn	15-15	37-28
Arkansas	14-16	39-28-1
Mississippi State	13-16	36-31
Ole Miss	7-23	25-29

2003

Eastern Division

Team	SEC	Overall
* ^ Georgia	23-6	57-14
South Carolina	18-10	41-20
Florida	19-11	41-25
Tennessee	14-15	45-25
Kentucky	3-26	16-40

Western Division

^ !Alabama	22-8	49-21
LSU	20-9	50-18
Auburn	13-16	26-31
Mississippi State	13-16	34-30
Arkansas	8-22	24-36
Ole Miss	8-22	19-34

2004

Eastern Division

Team	SEC	Overall
^ Tennessee	20-8	53-14
Georgia	20-10	55-17
Florida	16-13	40-18
South Carolina	12-18	27-22
Kentucky	6-24	25-31-1

Western Division

* ^ !LSU	22-6	57-12
Auburn	19-10	42-18
Alabama	18-12	42-18
Mississippi State	14-15	38-24
Ole Miss	8-21	15-37
Arkansas	6-24	18-40

2005

Eastern Division

Team	SEC	Overall
* ^ Georgia	26-4	55-15
Tennessee	20-8	67-15
Florida	18-12	41-23
South Carolina	11-16	28-28-1
Kentucky	4-25	20-41

Western Division

! ^ Alabama	23-7	63-15
Auburn	21-8	50-18
Mississippi State	12-18	35-31
LSU	12-18	31-23
Ole Miss	10-20	30-28
Arkansas	4-25	19-43

2006

Eastern Division

Team	SEC	Overall
^ Georgia	24-6	54-15
! Tennessee	21-9	61-12
Florida	17-13	43-25
South Carolina	8-21	28-30
Kentucky	4-26	21-36

Western Division

* ^ Alabama	25-4	54-11
LSU	22-8	55-14
Auburn	15-15	36-22
Arkansas	10-19	26-35
Ole Miss	10-20	24-36
Mississippi State	7-22	33-28

2007

Eastern Division

Team	SEC	Overall
^ * Tennessee	23-4	63-8
Florida	17-11	50-22
Georgia	13-15	46-28
South Carolina	12-16	38-26
Kentucky	4-24	20-31

Western Division

^ !LSU	22-6	55-12
Alabama	21-6	55-10
Mississippi State	14-14	35-27
Ole Miss	11-17	24-34
Auburn	10-18	26-30
Arkansas	6-22	21-43

2008

Eastern Division

Team	SEC	Overall
^ * !Florida	27-1	70-5
Tennessee	14-12	50-16
Georgia	14-14	46-24
South Carolina	8-18	21-26
Kentucky	3-25	17-37

Western Division

^ Alabama	25-3	58-8
LSU	17-11	44-12
Auburn	13-14	38-22
Mississippi State	13-14	41-22
Ole Miss	9-19	26-28
Arkansas	8-20	37-29



SEC ALL-TIME STANDINGS

2009			2011			2013		
Eastern Division			Eastern Division			Eastern Division		
Team	SEC	Overall	Team	SEC	Overall	Team	SEC	Overall
^!Florida	26-1	63-5	^*Florida	21-7	56-13	^*!Florida	18-6	58-12
Georgia	18-7	47-12	!Tennessee	20-8	49-12	Tennessee	16-6	52-12
Tennessee	12-12-1	40-18-1	Georgia	17-9	51-14	Missouri	15-8	34-14
Kentucky	13-14	34-23	Kentucky	14-9	40-16	Georgia	14-9	40-21
South Carolina	6-21	21-24	South Carolina	6-22	26-30	Kentucky	13-11	41-21
						South Carolina	8-16	34-25
Western Division			Western Division			Western Division		
^Alabama	21-6	54-11	^Alabama	19-6	53-11	LSU	15-8	42-16
LSU	15-10-1	34-18-1	LSU	19-9	40-18	Arkansas	12-10	36-20
Arkansas	10-16	27-29	Auburn	15-13	40-19	Alabama	13-11	45-15
Auburn	9-19	30-29	Mississippi State	10-18	24-32	Texas A&M	10-13	42-18
Mississippi State	8-19	28-28	Ole Miss.	3-23	14-39	Mississippi State	8-16	32-24
Ole Miss.	7-20	23-29	Arkansas	3-23	13-39	Auburn	7-17	30-23
2010			2012			2014		
Eastern Division			Eastern Division			Eastern Division		
^ Florida	20-4	49-10	^ Tennessee	22-6	52-14	!Alabama	19-5	53-13
Georgia	18-8	50-13	Florida	21-7	48-13	Tennessee	17-7	46-12
Tennessee	17-8	49-15	Georgia	17-11	45-17	Missouri	15-9	43-18
Kentucky	13-15	32-27	Kentucky	15-13	30-30	Florida	15-9	55-12
South Carolina	1-27	11-40	South Carolina	3-25	23-32	#Georgia	15-9	49-15
Western Division			Western Division			Western Division		
^!Alabama	23-4	52-11	^!#Alabama	23-5	60-8	LSU	13-11	38-24
LSU	20-8	45-16	LSU	15-13	40-25	Kentucky	13-11	50-19
Auburn	11-17	31-26	Auburn	12-16	33-23	South Carolina	11-13	36-22
Arkansas	10-18	28-29	Mississippi State	12-16	33-24	Auburn	11-13	42-19-1
Ole Miss.	8-19	29-27	Ole Miss.	7-21	22-32	Mississippi State	10-14	39-21
Mississippi State	7-20	26-29	Arkansas	7-21	29-28	Texas A&M	9-15	37-21
						Arkansas	5-19	27-28
						Ole Miss.	3-21	22-31

! SEC Champion; # SEC Tournament Champion; ^ Division Champion

ALL-TIME SEC CHAMPIONS

Year	SEC Champion	SEC Record	Overall Record	Tournament Site
1997	South Carolina	25-1	63-5	Columbus, Ga.
1998	Florida	23-5	47-22	Columbus, Ga.
1999	LSU	27-3	56-10	Columbus, Ga.
2000	LSU	26-4	59-13	Columbus, Ga.
2001	LSU	26-4	59-11	Chattanooga, Tenn.
2002	LSU	25-4	56-11	Chattanooga, Tenn.
2003	Georgia	23-6	57-14	Plant City, Fla.
2004	LSU	22-6	57-12	Tuscaloosa, Ala.
2005	Georgia	26-4	55-15	Gainesville, Fla.
2006	Alabama	25-4	54-11	Athens, Ga.
2007	Tennessee	23-4	63-8	Auburn, Ala.
2008	Florida	27-1	70-5	Baton Rouge, La.
2009	Florida	26-1	63-5	Knoxville, Tenn.
2010	Alabama	23-4	52-11	Fayetteville, Ark.
2011	Florida	21-7	56-13	Oxford, Miss.
2012	Alabama	23-5	60-8	Tuscaloosa, Ala.
2013	Florida	18-6	58-9	Lexington, Ky.
2014	Georgia	15-9	45-12	Columbia, S.C.



RECORDS

ALABAMA • ARKANSAS • AUBURN • FLORIDA • GEORGIA • KENTUCKY • LSU • OLE MISS

SEC SOFTBALL FIRSTS

First Pitch

2/8/97, 4:01:13 p.m. ET – Stetson at Florida

Florida's Chelsey Sakizzie to Stetson's Brytnee Roberts (Roberts fouled off the pitch. Sakizzie went on to strike out the side in order).

First Hit

2/8/97 – Stetson at Florida

Florida's Amy Criswell singled down left field line off Stetson's Jean Bonnici in the first inning.

First Extra Base Hit

2/8/97 – Stetson at Florida

Florida's Kristin Sandler doubled to left center in the first.

First Run

2/8/97 – Stetson at Florida

Florida's Amy Criswell scored from first on a throwing error by Stetson's 3B Traci Brown on a bunt by Florida's Trisha Ward.

First RBI

2/8/97 – Stetson at Florida

Florida's Kristin Sandler doubled home Nicole Kreipl who had singled to left center.

First Stolen Base

2/8/97 – Stetson at Florida (Gm. 2)

Florida's Lora Pinkerton stole second after reaching base on a single to center.

First Win

2/8/97, 5:29 p.m. ET- Florida 8, Stetson 0

(Game ended in bottom of the fifth because of the mercy rule). The game lasted 1:28 and 2,388 people were in attendance.

First No-Hitter

2/16/97 – North Carolina at South Carolina

South Carolina's Trinity Johnson over North Carolina 1-0 in the Lady Gamecocks' season opener. It was her fourth career no-hitter.

First Perfect Game

2/16/97 – North Carolina at South Carolina

South Carolina's Trinity Johnson over North Carolina 1-0 in the Lady Gamecocks' season opener. It was her second career perfect game.

First Extra Inning Game

2/14/97 – Northwestern at Florida (Loss)

Florida lost to Northwestern 4-3 in eight innings.

2/15/97 – Florida Atlantic at Florida (Win)

Florida defeated Florida Atlantic 1-0 in eight innings.

First Pitch in an SEC Game

3/5/97, 6:01:10 p.m. ET – Arkansas at Florida

Florida's Chelsey Sakizzie hurled a called strike to Arkansas' Augrista Belford. (Sakizzie went on to strike out Belford).

First Hit in an SEC Game

3/5/97 – Arkansas at Florida

Arkansas' Gretchen Thompson doubled to left field in the second inning.

First Extra Base Hit in an SEC Game

3/5/97 – Arkansas at Florida

Arkansas' Gretchen Thompson doubled to left field in the second inning.

First Run in an SEC Game

3/5/97 – Arkansas at Florida

Arkansas' Brett Erickson scored from second on a single to right by Tammy Kincaid in the fifth inning.

First RBI in an SEC Game

3/5/97 – Arkansas at Florida

Arkansas' Tammy Kincaid singled home Brett Erickson who reached base on a walk and stole second.

First Stolen Base in an SEC Game

3/5/97 – Arkansas at Florida

Florida's Trisha Ward stole second in the fifth inning.

First Win in SEC Game

3/5/97, 8:20 p.m. ET – Arkansas at Florida

Florida defeated Arkansas 2-1 in nine innings. The game lasted 2:20 and 713 people were in attendance.

First Shutout in an SEC Game

3/11/97 – Florida at Tennessee (Gm. 1)

Tennessee's Jackie Beavers hurled a three-hit, 1-0 shutout against Florida.

First No-Hitter in an SEC Game

3/15/97 – South Carolina at Florida (Gm. 1)

South Carolina's Trinity Johnson no-hit Florida in a 5-0 win. Johnson struck out 10 in the victory.

First Extra-Inning SEC Game

3/5/97 – Arkansas at Florida

Florida defeated Arkansas 2-1 in nine innings.

First Pitch in an SEC Tournament

5/9/97, 1:03:18 p.m. ET – Alabama vs. Florida

Alabama's Christy Caccavo to Florida's Amy Criswell. The pitch was a ball.

First Hit in an SEC Tournament

5/9/97 – Alabama vs. Florida

Alabama's Kierstin Arntsen hit a home run off Florida's Chelsey Sakizzie in the bottom of the first inning.

First SEC Team to earn a No. 1 National Ranking

2/13/07

Tennessee Lady Vols reached No. 1 in the ESPN.com/USA Softball poll; Reached No. 1 in the NFCA poll on Feb. 14, 2007

First No. 1 National Seed for the NCAA Tournament

5/2008

Florida Gators

First Preseason No. 1 National Ranking

1/2009

Florida Gators earn No. 1 ranking in USA Today/NFCA Coaches Poll and the ESPN.com/USA Softball Poll

First SEC Softball National Championship

6/6/2012

Alabama Crimson Tide defeated the Oklahoma Sooners 5-4, winning the best-of-three series to claim its first national championship in SEC history.

First SEC Softball National Championship Series (2 Teams)

6/3/2014

With two SEC teams in the championship series of the 2014 Women's College World Series, the Florida Gators defeated the Alabama Crimson Tide 6-3, winning the best-of-three series to claim its first national championship.



SEC SEASON RECORDS

INDIVIDUAL RECORDS

BATTING AVERAGE

Player, School	.Avg.	Year
1. Chelsea Bramlett, MS	.536	2010
2. Kayla Braud, UA	.505	2010
3. Sarah Fekete, UT	.500	2006
4. Chelsea Bramlett, MS	.486	2009
5. Iyhia McMichael, MS	.475	2004
6. Kayla Braud, UA	.471	2013
7. Kelly Kretschman, UA	.467	1998
8. Haylie McCleney, UA	.465	2013
9. Tonya Callahan, UT	.465	2008
10. India Chiles, UT	.459	2007

SLUGGING PERCENTAGE

Player, School	.Pct.	Year
1. Alisa Goler, UG	.994	2009
2. Kelly Kretschman, UA	.986	1998
3. Brooke Marnitz, UK	.895	2007
4. Alex Hugo, UG	.856	2014
5. Cali Lanphear, AM	.855	2013
6. Tonya Callahan, UT	.854	2008
7. Iyhia McMichael, MS	.836	2004
8. Madison Shipman, UT	.833	2014
9. Kristyn Sandberg, UG	.826	2012
10. Taylor Schlopy, UG	.819	2009

ON-BASE PERCENTAGE

(minimum 150 AB's)

Player, School	.Pct.	Year
1. Tonya Callahan, UT	.630	2008
2. Devon Wallace, AR	.627	2013
3. Iyhia McMichael, MS	.595	2004
4. Chelsea Bramlett, MS	.571	2010
5. Lauren Grill, UM	.569	2010
6. Taylor Schlopy, UG	.566	2010
7. Kayla Braud, UA	.564	2010
8. Kelly Kretschman, UA	.562	2001
9. RT Cantillo, UM	.560	2012
Kristyn Sandberg, UG	.560	2012

RUNS SCORED

Player, School	.Runs	Year
1. Kelly Kretschman, UA	94	1998
2. Iyhia McMichael, MS	83	2004
Kelly Kretschman, UA	83	2000
4. Kelsey Bruder, UF	79	2011
Taylor Schlopy, UG	79	2010
Brittany Rogers, UA	79	2008
7. Nicole Barber, UG	78	2003
8. Michelle Moultrie, UF	75	2011
Kayla Braud, UA	75	2010
10. Kelly Middleton, UG	74	2006

HITS

Player, School	.Hits	Year
1. Sarah Fekete, UT	110	2006
2. Lindsay Schutzler, UT	107	2005
3. Nicole Barber, UG	105	2002
4. Kelsey Stewart, UF	102	2014
Kelly Kretschman, UA	102	2000
6. Michelle Moultrie, UF	101	2011

7. Nicole Barber, UG	100	2004
Keri McCallum, MS	100	2000
Kelly Kretschman, UA	100	1998
10. Chelsea Bramlett, MS	98	2010
Brittany Rogers, UA	98	2008
Lisa Warren, UT	98	1999

RUNS BATTED IN

Player, School	.RBI	Year
1. Alisa Goler, UG	83	2009
2. Megan Bush, UF	80	2011
3. Charlotte Morgan, UA	79	2008
4. Brannndi Melero, AU	78	2014
5. Kasey Cooper, AU	77	2014
Kailla Hunt, UA	77	2012
Kristi Durant, UT	77	2005
8. Charlotte Morgan, UA	74	2010
9. Tonya Callahan, UT	73	2006
10. Kelsey Bruder, UF	71	2011

DOUBLES

Player, School	.No.	Year
1. Megan Wiggins, UG	23	2011
Kelli Fitzgerald, UT	23	1998
3. Leslie Klein, LSU	22	2007
Kellie Middleton, UG	22	2006
Ashley Moore, AU	22	2001
Keri McCallum, MS	22	1999
Kelly Kretschman, UA	22	1998
8. Kim Wendland, UG	21	2003
Brett Erickson, AR	21	2000
Ashley Camp, AU	21	1997

TRIPLES

Player, School	.No.	Year
1. Trena Peel, LS	14	2002
2. Nicole Barber, UG	12	2002
3. Keri McCallum, MS	11	2000
Keri McCallum, MS	11	1997
5. Kelsey Stewart, UF	10	2013
Iyhia McMichael, MS	10	2004
Nicole Barber, UG	10	2003
Keri McCallum, MS	10	1999
Michelle Gates, MS	10	1998
10. Jodi Otten, LS	9	1998

HOME RUNS

Player, School	.No.	Year
1. Alex Hugo, UG	25	2014
Kelly Kretschman, UA	25	1998
3. Alisa Goler, UG	24	2009
4. Brittany Schutte, UF	22	2011
5. Cali Lanphear, AM	21	2013
Kailla Hunt, UA	21	2012
Megan Bush, UF	21	2011
Brooke Marnitz, UK	21	2007
9. Lauren Haeger, UF	20	2014
Francesca Enea, UF	20	2010
Brittany Schutte, UF	20	2010

WALKS

Player, School	.No.	Year
1. Devon Wallace, AR	79	2013
2. Cassie Reilly-Boccia, UA	66	2010

3. Alisa Goler, UG	64	2011
4. Tonya Callahan, UT	62	2008
5. Devon Wallace, AR	58	2014
6. Charlotte Morgan, UA	57	2010
7. Alisa Goler, UG	55	2010
8. Geri Ann Glasco, UG	53	2014
Devon Wallace, AR	53	2012
10. Kristyn Sandberg, LS	52	2012
Kelley Montalvo, UA	52	2009

STOLEN BASES

Player, School	.No.	Year
1. Nicole Barber, UG	71	2003
Nicole Barber, UG	71	2002
3. Chelsea Bramlett, MS	61	2010
4. Brittany Rogers, UA	60	2008
5. Nicole Barber, UG	59	2004
6. Kayla Braud, UA	58	2011
7. Nicole Barber, UG	56	2001
8. Chelsea Bramlett, MS	54	2009
9. Brittany Rogers, UA	52	2009
10. Brittany Rogers, UA	48	2007

HIT BY PITCH

Player, School	.No.	Year
1. Emily Carosone, AU	33	2014
2. Anissa Young, LS	26	2011
3. Dana Hathorn, SC	25	2013
4. Anna Swafford, UG	24	2014
Amber Tramp, UM	24	2010
6. Brittany Bell, MS	22	2012
7. Heidi Shape, MS	21	2014
Anissa Young, LS	21	2010
Myesha Finney, AU	21	2009
10. Briana Little, UF	20	2013
Lauren Houston, LS	20	2011

PITCHING

Victories

Player, School	.No.	Year
1. Monica Abbott, UT	50	2007
Monica Abbott, UT	50	2005
3. Stacey Nelson, UF	47	2008
4. Monica Abbott, UT	44	2006
5. Jaclyn Traina, UA	42	2012
6. Stacey Nelson, UF	41	2009
7. Michelle Green, UG	39	2003
8. Kristin Schmidt, LS	38	2004
Shelley Larid, UA	38	2000
10. Britni Sneed, LS	36	2001

Earned Run Average

Player, School	.ERA	Year
1. Trinity Johnson, SC	0.35	1997
2. Kellie Wilkerson, MS	0.44	2001
3. Monica Abbott, UT	0.52	2005
4. Nikki Beers, SC	0.56	1997
5. Stacey Nelson, UF	0.61	2009
6. Britni Sneed, LS	0.66	2001
7. Monica Abbott, UT	0.68	2007
8. Buffy Walker, UT	0.71	1997
9. Stacey Nelson, UF	0.75	2008
Britni Sneed, LS	0.75	2002



RECORDS

ALABAMA • ARKANSAS • AUBURN • FLORIDA • GEORGIA • KENTUCKY • LSU • OLE MISS

SEC SEASON RECORDS

Appearances

Player, School	No.	Year
1. Monica Abbott, UT	69	2005
2. Monica Abbott, UT	63	2007
3. Monica Abbott, UT	62	2006
4. Stacey Nelson, UF	59	2008
5. Stacey Nelson, UF	58	2007
6. Megan Matthews, SC	57	1999
7. Ivy Renfroe, UT	56	2010
Shelley Laird, UA	56	2000
9. Hannah Rogers, UF	55	2011
10. Cat Hosfield, UT	54	2009
Stacey Jennings, UT	54	2003

COMPLETE GAMES

Player, School	No.	Year
1. Monica Abbott, UT	47	2005
2. Monica Abbott, UT	45	2007
3. Tammy Kincaid, AR	44	1997
4. Monica Abbott, UT	42	2006
5. Kristin Schmidt, LS	41	2004
6. Kristin Schmidt, LS	39	2003
7. Jaclyn Traina, UA	37	2012
Stacey Nelson, UF	37	2007
Shelly Laird, UA	37	2000
Megan Matthews, SC	37	2000

SAVES

Player, School	No.	Year
1. Kellie Wilkerson, MS	14	2002
2. Chrissy Owens, UA	11	2005
3. Sara Hickerson, MS	10	2007
Kellie Wilkerson, MS	10	2001
5. Kristin Keyes, AU	9	2002
Megan Matthews, SC	9	1999
7. Kellie Wilkerson, MS	8	1999
Keary Camunas, UK	8	1999
Britni Sneed, LSU	8	1999
10. Nickie Blue, SC	7	2014
Ragan Blake, MS	7	2005
Kasi Carroll, UG	7	2005

STRIKEOUTS

Player, School	No.	Year
1. Monica Abbott, UT	724	2007
2. Monica Abbott, UT	603	2005
3. Monica Abbott, UT	531	2006
4. Britni Sneed, LS	478	2002
5. Britni Sneed, LS	410	2001
6. Michelle Green, UG	407	2003
7. Trinity Johnson, SC	399	1997
8. Stacey Nelson, UF	363	2008
9. Kristin Schmidt, LS	362	2004
10. Jaclyn Trainia, UA	361	2012

INNINGS PITCHED

Player, School	No.	Year
1. Monica Abbott, UT	392.0	2005
2. Monica Abbott, UT	358.1	2007
3. Stacey Nelson, UF	352.1	2008
4. Monica Abbott, UT	345.2	2006
5. Shelley Laird, UA	327.1	2000

6. Stacey Nelson, UF	318.0	2007
7. Kristin Schmidt, LS	317.2	2004
8. Megan Matthews, SC	311.0	2000
9. Tammy Kincaid, AR	309.2	1997
10. Kristin Schmidt, LS	306.1	2003

FIELDING

Catcher

Player, School	Pct.	Year
1. 9 players tied at	1.000	
8. Megan Yocke, UK	.997	2009
Blair Geddings	.997	2006
Shannon Doepking, UT	.997	2005
Jennie Reeves, LS	.997	2003
Emily Marino, UF	.997	1998

First Base

Player, School	Pct.	Year
1. Kelsea Roth, MO	1.000	2014
Erinn Webb, UT	1.000	2010
Brianna Hesson, UG	1.000	2009
Shaunte Fremin, LS	1.000	1999
5. Nicole Morgan, AM	.997	2013
Melissa Brown, UT	.997	2012
Aly Presswood, UM	.997	2010
Stephanie Hills, LS	.997	2006
9. Londen Ladner, UM	.996	2013
Molly Brossart, SC	.996	2012
Tonya Callahan, UT	.996	2006
Brittany Warner, UM	.996	2005
Brittany Warner, UM	.996	2004
Meghan Cornett, SC	.996	2004

Second Base

Player, School	Pct.	Year
1. Kim Schultze, SC	.992	1999
2. Ali Bainbridge, MS	.990	2009
3. Lauren Gibson, UT	.989	2012
4. Vanessa Soto, LS	.987	2006
5. Lisa Longo, SC	.986	2007
Chrissy Schoonmaker, SC	.986	2004
Suzanne Olcott, UA	.986	2000

Third Base

Player, School	Pct.	Year
1. Kelley Montalvo, UA	.983	2008
2. Chrissy Gavin, UG	.979	1999
3. Meghan Cooper, UK	.974	2006
4. Ashlee Ducote, LS	.972	1999
5. Carissa Rouston, UT	.970	2001
6. Kristi Durant, UT	.969	2005

Shortstop

Player, School	Pct.	Year
1. Kristin Schnake, UG	.977	2009
2. Dominique Accetturo, UA	.976	2006
Courtney Bures, MS	.976	2006
4. Madison Shipman, UT	.973	2012
Lindsay Walker, SC	.973	2007
6. Jackie Marchetta, UF	.972	2003
7. Jennifer Jessup, MS	.969	2001

Outfield

Player, School	Pct.
1. 47 people tied at	1.000

TEAM RECORDS

BATTING AVERAGE

School	Avg	Year
1. Tennessee	.348	2011
2. Tennessee	.342	2006
3. Alabama	.335	2007
4. LSU	.334	1998
5. Alabama	.331	2013
Georgia	.331	2013
Florida	.331	2010
8. Alabama	.325	2008
Tennessee	.325	1999
Alabama	.325	1998

SLUGGING PERCENTAGE

School	Pct.	Year
1. Florida	.627	2010
2. Florida	.588	2011
3. Alabama	.584	2010
4. Georgia	.578	2010
5. Georgia	.577	2013
6. Georgia	.574	2009
7. Texas A&M	.572	2013
8. Georgia	.570	2011
9. Georgia	.552	2014
10. Alabama	.551	2007

ON-BASE PERCENTAGE

School	Pct.	Year
1. Alabama	.442	2010
2. Florida	.439	2014
3. Tennessee	.435	2011
4. Florida	.432	2011
Florida	.432	2010
Alabama	.432	2008
Alabama	.432	2007
8. Alabama	.431	2009
9. Tennessee	.426	2014
10. Alabama	.425	2012

AT-BATS

School	No.	Year
1. Tennessee	2172	2005
2. Alabama	2126	2000
3. Alabama	2036	2005
4. Florida	1953	2008
5. LSU	1951	2000
6. Tennessee	1937	2006
7. Arkansas	1932	2000
8. Florida	1927	2000
9. Arkansas	1902	1999
10. Georgia	1897	2007

RUNS SCORED

School	No.	Year
1. Florida	508	2011
2. Florida	463	2014
Alabama	463	2007
4. Alabama	459	2012



SEC SEASON RECORDS

5. Alabama	451	2010
6. Alabama	445	2008
7. Auburn	440	2014
Alabama	440	2011
9. Tennessee	437	2006
10. Georgia	434	2011

HITS

School	No.	Year
1. Tennessee	678	2005
2. Tennessee	662	2006
3. LSU	613	1998
4. Alabama	611	2005
5. Tennessee	610	1999
6. LSU	605	2000
7. Florida	597	2008
8. Tennessee	589	1997
9. Alabama	588	2000
10. Alabama	584	1998

RUNS BATTED IN

School	No.	Year
1. Florida	479	2011
2. Florida	433	2014
3. Alabama	422	2012
4. Auburn	409	2014
5. Alabama	405	2007
6. Alabama	404	2010
7. Florida	402	2010
8. Alabama	396	2011
9. Florida	395	2009
Alabama	395	2008

DOUBLES

School	No.	Year
1. Tennessee	122	1999
2. Alabama	118	2008
3. LSU	113	1998
4. Auburn	106	2000
5. Georgia	102	2010
Florida	102	2008
LSU	102	2007
LSU	102	2006
Tennessee	102	2003
10. Georgia	101	2006

TRIPLES

School	No.	Year
1. LSU	33	1998
2. Georgia	28	2002
3. Mississippi State	27	2003
4. Mississippi State	26	2004
5. Georgia	25	2003
Mississippi State	25	1998
7. LSU	24	2002
Alabama	24	1998
Mississippi State	24	1998
10. South Carolina	23	1997

HOME RUNS

School	No.	Year
1. Florida	120	2011
2. Florida	109	2010
3. Alabama	104	2010

4. Texas A&M	103	2013
5. Georgia	99	2010
6. Alabama	97	2012
Georgia	97	2011
7. Georgia	93	2014
Georgia	93	2013
9. Alabama	91	2011
10. Florida	89	2014

WALKS

School	No.	Year
1. Florida	332	2013
2. Florida	322	2011
3. Florida	321	2014
4. Alabama	306	2010
5. Alabama	290	2012
Florida	274	2009
7. Auburn	270	2014
8. Alabama	268	2008
9. Tennessee	266	2008
10. Tennessee	258	2010

STRIKEOUTS

School	No.	Year
1. Florida	421	2013
2. Arkansas	414	2007
3. Kentucky	392	2011
4. Florida	383	2006
5. Kentucky	382	2003
6. Arkansas	378	2011
7. Kentucky	376	2014
8. Florida	373	2002
9. Ole Miss	369	2005
10. Florida	368	2007

STOLEN BASES

School	No.	Year
1. Georgia	208	2002
2. Alabama	189	2007
3. Alabama	181	2009
4. Tennessee	169	2007
5. Alabama	163	2008
6. Alabama	157	2011
7. Georgia	155	2003
8. LSU	142	2000
9. Alabama	141	2012
10. Alabama	138	2010
Alabama	138	2000

SACRIFICE HIT

School	No.	Year
1. Auburn	102	1997
2. Georgia	98	2005
Arkansas	97	2000
4. Arkansas	94	2002
Georgia	93	2004
6. Arkansas	91	2001
South Carolina	91	1997
8. Georgia	90	2006
9. Arkansas	86	1999
10. Georgia	85	2002

SACRIFICE FLIES

School	No.	Year
1. LSU	30	2006
2. Alabama	29	2010
3. Tennessee	28	2006
4. LSU	27	1998
5. Florida	25	2011
Alabama	25	2007
7. Alabama	24	2012
Tennessee	24	2010
Florida	24	2008

PITCHING

Victories

School	No.	Year
1. Florida	70	2008
2. Tennessee	67	2005
3. Alabama	66	2000
4. Florida	63	2009
Tennessee	63	2007
Alabama	63	2005
South Carolina	63	1997
8. Tennessee	61	2006
9. Alabama	60	2012
10. Georgia	59	2002
LSU	59	2001
LSU	59	2000

Earned Run Average

School	No.	Year
1. South Carolina	0.54	1997
2. Florida	0.69	2009
3. Tennessee	0.79	2005
4. LSU	0.85	2001
5. LSU	0.87	2002
6. Tennessee	0.88	2007
7. Florida	0.92	2008
8. Georgia	1.03	2003
9. South Carolina	1.08	2001
10. LSU	1.11	2000

Complete Games

School	No.	Year
1. LSU	59	2004
2. Tennessee	58	2005
Alabama	58	1997
4. LSU	56	2006
5. LSU	54	2003
Florida	54	2000
7. Florida	53	2008
Tennessee	53	2007
Alabama	53	2000
10. Florida	52	2009
South Carolina	52	1997

Shutouts

School	No.	Year
1. Tennessee	51	2005
2. South Carolina	43	1997
3. Tennessee	41	2007
4. Florida	39	2009
5. Tennessee	37	2006



RECORDS

ALABAMA • ARKANSAS • AUBURN • FLORIDA • GEORGIA • KENTUCKY • LSU • OLE MISS

SEC SEASON RECORDS

6.	LSU	35	2002
7.	LSU	34	2001
	Georgia	33	2003
9.	LSU	31	2006

Saves

School	No.	Year	
1. Mississippi State	16	2002	
2. Mississippi State	13	2007	
	Mississippi State	13	2001
4. Alabama	12	2005	
	South Carolina	12	1999
6. South Carolina	11	2014	
7. Tennessee	10	2010	
	Mississippi State	10	2003
	Tennessee	10	2003
10. Alabama	9	2008	
	Auburn	9	2008
	Auburn	9	2005
	Georgia	9	2005
	Mississippi State	9	2005
	Auburn	9	2002
	Auburn	9	2000

Strikeouts

School	No.	Year
1. Tennessee	910	2007
2. Tennessee	787	2005
3. LSU	696	2002
4. Tennessee	682	2006
5. Alabama	607	2005
6. LSU	602	2001
7. Alabama	578	2006
8. Georgia	566	2003
9. Alabama	556	2011
10. LSU	552	2007

Innings Pitched

School	No.	Year	
1. Alabama	572.0	2000	
2. Tennessee	547.0	2005	
3. Arkansas	526.2	1999	
4. Alabama	523.1	2005	
5. Arkansas	522.1	2000	
6. Florida	512.1	2008	
	Florida	512.1	2000
8. Georgia	508.1	2002	
9. Florida	498.2	2007	
10. LSU	497.1	2000	

TEAM FIELDING

School	Pct.	Year	
1. Tennessee	.988	2007	
2. Tennessee	.982	2012	
	Tennessee	.982	2005
4. Georgia	.981	2009	
5. Auburn	.980	2014	
6. Ole Miss	.979	2013	
7. Florida	.978	2014	
	Tennessee	.978	2009
	Tennessee	.978	2008
10. Mississippi State	.977	2009	
	Florida	.977	2009
	Alabama	.977	2008

Tennessee	.977	2006
-----------	------	------

CHANCES

1. Alabama	2336	2000
2. Alabama	2325	2005
3. Mississippi State	2318	2000
4. Florida	2233	2008
5. Florida	2204	2007
6. Georgia	2188	2002
7. Arkansas	2147	2002
8. Arkansas	2144	2001
9. LSU	2136	2000
10. Georgia	2128	2007

PUTOUTS

1. Alabama	1716	2000
2. Tennessee	1641	2005
3. Alabama	1570	2005
4. Florida	1537	2008
5. Georgia	1524	2003
6. Florida	1496	2007
7. LSU	1492	2000
8. Georgia	1476	2007
9. Mississippi State	1462	2000
10. Tennessee	1458	2004

ASSISTS

1. Mississippi State	757	2000
2. Arkansas	724	2001
3. Ole Miss	713	1998
4. Alabama	689	2005
5. Tennessee	674	1997
6. Kentucky	673	2001
7. Florida	672	2002
8. Florida	671	2001
9. Florida	653	2007
10. Ole Miss	652	2000

ERRORS

1. Ole Miss	126	1998	
2. Kentucky	119	2001	
3. Auburn	116	2001	
4. Kentucky	112	2002	
5. Kentucky	104	2003	
6. Ole Miss	103	2006	
	Tennessee	103	2001
8. Mississippi State	102	2002	
9. Mississippi State	99	2000	
10. Mississippi State	94	2007	

FIELDING DOUBLE PLAYS

1. Auburn	38	2014	
2. Kentucky	32	2002	
3. Florida	28	2014	
	Kentucky	28	2013
	Mississippi State	28	2002
	Arkansas	28	2001
7. Kentucky	27	2003	
8. South Carolina	26	2011	
	Florida	26	2007
	Ole Miss	26	2005
	Florida	26	2003
	Alabama	26	2003

STOLEN BASES AGAINST

1. Ole Miss	134	2011	
2. Ole Miss	108	2006	
3. Ole Miss	100	2007	
4. South Carolina	83	2012	
	Kentucky	83	2007
6. Kentucky	79	2004	
7. South Carolina	76	2010	
8. Arkansas	75	2009	
9. Ole Miss	73	2009	
10. Ole Miss	72	2012	

CAUGHT STEALING BY

1. Georgia	32	2001	
2. Florida	29	2003	
3. Florida	28	2002	
4. Arkansas	27	2004	
5. Auburn	25	2009	
	Tennessee	25	2002
7. Ole Miss	24	2010	
	Auburn	24	2006
	Auburn	24	2002
	Arkansas	24	2001

STEAL ATTEMPTS AGAINST

1. Ole Miss	147	2011	
2. Ole Miss	122	2006	
3. Mississippi State	110	2007	
4. Georgia	99	2001	
5. Ole Miss	97	2010	
6. South Carolina	95	2010	
	Kentucky	95	2007
	Kentucky	95	2004
9. Arkansas	94	2009	
10. Arkansas	92	2004	

PASSED BALLS

1. Ole Miss	35	2011	
2. Ole Miss	27	2012	
	Tennessee	27	2001
4. Alabama	25	2004	
5. Tennessee	20	2004	
	Mississippi State	20	2002
7. Auburn	21	2007	
8. Arkansas	19	2003	
9. Georgia	18	2011	
	Arkansas	18	2010

CATCHERS INTERFERENCE

1. Georgia	5	2005	
2. Missouri	4	2014	
	Tennessee	4	2014
4. LSU	3	2002	



SEC CAREER RECORDS

HITTING

BATTING AVERAGE

(minimum 275 AB's)

Player, School	Avg.	Year
1. Chelsea Bramlett, MS	.461	2007-10
2. Kayla Braud, UA	.438	2010-13
3. Kelly Kretschman, UA	.437	1998-01
4. Kellie Wilkerson, MS	.429	1999-02
5. Kirsten Shortridge, LS	.417	2009-10
Brittany Rogers, UA	.417	2006-09
India Chiles, UT	.417	2004-07
8. Nicole Barber, UG	.414	2001-04
9. Sarah Fekete, UT	.398	2003-06
10. Molly Johnson, UK	.389	2007-10

SLUGGING PERCENTAGE

(minimum 275 AB's)

Player, School	Pct.	Year
1. Kelly Kretschman, UA	.766	1998-01
2. Charlotte Morgan, UA	.719	2007-10
3. Kellie Wilkerson, MS	.713	1999-02
4. Kelsey Bruder, UF	.700	2008-11
5. Alisa Goler, UG	.686	2008-11
6. Ashley Godfrey, UG	.679	2003-06
9. Megan Wiggins, UG	.676	2008-11
8. Lauren Grill, UM	.669	2007-10
Courtney Bures, MS	.660	2005-06
Ilyhia McMichael, MS	.660	2001-04

ON-BASE PERCENTAGE

(minimum 275 AB's)

Player, School	Pct.	Year
1. Kellie Wilkerson, MS	.544	1999-02
2. Kelly Kretschman, UA	.533	1998-01
3. Kayla Braud, UA	.512	2010-13
4. Taylor Schlopy, UG	.501	2008-11
Chelsea Bramlett, MS	.501	2007-10
6. Charlotte Morgan, UA	.494	2007-10
7. Alisa Goler, UG	.489	2008-11
8. Tonya Callahan, UT	.487	2005-08
9. Jackie McClain, UA	.484	2001-04
10. RT Cantillo, UM	.481	2011-14
Ilyhia McMichael, MS	.481	2001-04

RUNS SCORED

Player, School	Runs	Year
1. Kelly Kretschman, UA	.288	1998-01
2. Kayla Braud, UA	.271	2010-13
3. Nicole Barber, UG	.266	2001-04
4. Brittany Rogers, UA	.256	2006-09
5. Taylor Schlopy, UG	.255	2008-11
6. Aja Paculba, UF	.253	2008-11
7. Lindsay Schutzler, UT	.241	2004-07
8. Chelsea Bramlett, MS	.219	2007-10
9. Ilyhia McMichael, MS	.218	2001-04
10. Ashley Courtney, UA	.212	2002-05

HITS

Player, School	Hits	Year
1. Nicole Barber, UG	.379	2001-04
2. Kelly Kretschman, UA	.368	1998-01
3. Lindsay Schutzler, UT	.362	2004-07
4. Chelsea Bramlett, MS	.359	2007-10
5. Kayla Braud, UA	.344	2010-13
6. Brittany Rogers, UA	.343	2006-09
7. Keri McCallum, MS	.319	1997-00
8. Kellie Wilkerson, MS	.318	1999-02
9. Kristi Durant, UT	.315	2003-06
10. Kim Wendland, UG	.313	2002-05

RUNS BATTED IN

Player, School	RBI	Year
1. Charlotte Morgan, UA	.264	2007-10
2. Tonya Callahan, UT	.241	2005-08
3. Alisa Goler, UG	.236	2008-11
4. Kim Wendland, UG	.233	2002-05
5. Francesca Enea, UF	.221	2007-10
6. Tiffany Huff, UT	.220	2007-10
7. Megan Bush, UF	.217	2008-11
8. Megan Wiggins, UG	.203	2008-11
Kristi Durant, UT	.203	2003-06
10. Whitney Larsen, UA	.196	2008-11

DOUBLES

Player, School	No.	Year
1. Kelly Kretschman, UA	.65	1998-01
2. Leslie Klein, LS	.64	2004-07
Kim Wendland, UG	.64	2002-05
4. Megan Wiggins, UG	.61	2008-11
Jackie McClain, UA	.61	2001-04
Kellie Wilkerson, MS	.61	1999-02
7. Ashley Boone, UF	.59	1998-01
8. Ashley Moore, AU	.58	1999-02
9. Molly Johnson, UK	.56	2007-10
10. Michelle Gates, MS	.55	1997-00

TRIPLES

Player, School	No.	Year
1. Keri McCallum, MS	.38	1997-00
2. Nicole Barber, UG	.35	2001-04
3. Trena Peel, LS	.27	1999-02
4. Ilyhia McMichael, MS	.26	2001-04
5. Michelle Gates, MS	.21	1997-00
6. Lindsay Schutzler, UT	.20	2004-07
Leslie Kwiatkowski, UK	.20	1998-01
Dee Douglas, LS	.20	1998-01
9. Ashlee Ducote, LS	.19	1997-00
10. Tiffany Kruse, UK	.18	1998-01

HOME RUNS

Player, School	No.	Year
1. Megan Bush, UF	.65	2008-11
Francesca Enea, UF	.61	2007-10
3. Kelly Kretschman, UA	.60	1998-01
4. Alisa Goler, UG	.58	2008-11
Charlotte Morgan, UA	.58	2007-10
6. Amanda Locke, UA	.54	2009-12
7. Tonya Callahan, UT	.51	2005-08
8. DeDe Justice, UM	.49	2002-05

9. Brittany Cervantes, UK	.48	2009-12
Whitney Larsen, UA	.48	2008-11

WALKS

Player, School	No.	Year
1. Alisa Goler, UG	.184	2008-11
2. Cassie Reilly-Boccia, UA	.180	2009-12
3. Kellie Wilkerson, MS	.177	1999-02
4. Kelly Kretschman, UA	.161	1998-01
5. Aja Paculba, UF	.160	2008-11
6. Taylor Schlopy, UG	.159	2008-11
7. Tonya Callahan, UT	.154	2005-08
8. Stephanie VanBrakle, UA	.151	2003-06
9. Ilyhia McMichael, MS	.146	2001-04
10. Jackie McClain, UA	.139	2001-04

STOLEN BASES

Player, School	No.	Year
1. Nicole Barber, UG	.257	2001-04
2. Chelsea Bramlett, MS	.207	2007-10
3. Brittany Rogers, UA	.198	2006-09
4. Kayla Braud, UA	.182	2010-13
5. Dee Douglas, LS	.155	1998-01
6. Chelsea Bramlett, MS	.146	2007-10
Brittany Rogers, UA	.146	2006-08
8. Ilyhia McMichael, MS	.141	2001-04
9. Jennifer Fenton, UA	.133	2009-12
Kelly Kretschman, UA	.133	1998-01

SACRIFICES

Player, School	No.	Year
1. Katie Lewis, UG	.136	2002-05
2. Jennifer Reach, UA	.63	2000-03
3. Sojourner Moody, UG	.56	2005-08
4. Sarah Fekete, UT	.55	2003-06
5. Blaire Woodward, AR	.53	2002-06
6. Stephanie Hastings, LS	.51	1998-01
7. Nicole Kreipl, UF	.50	1997-00
Karrie Rider, MS	.50	1997-00
9. Jodi Fitro, SC	.47	2000-03
10. Katie Jaspers, MS	.46	2001-04

HIT BY PITCH

Player, School	No.	Year
1. Myesha Finney, AU	.67	2006-09
2. Briana Bell, MS	.55	2008-13
3. Amber Tramp, UM	.52	2007-10
4. Dana Hathorn, SC	.46	2011-14
Amanda Locke, UA	.46	2009-12
6. Ashley Godfrey, UG	.42	2003-06
7. Taylor Schlopy, UG	.40	2008-11
Julie Milner, UG	.40	2001-04
9. Megan McAllister, UG	.39	2004-07
Lacy Prejean, UA	.39	2000-03



RECORDS

ALABAMA • ARKANSAS • AUBURN • FLORIDA • GEORGIA • KENTUCKY • LSU • OLE MISS

SEC CAREER RECORDS

PITCHING

VICTORIES

Player, School	No.	Year
1. Monica Abbott, UT	189	2004-07
2. Stacey Nelson, UF	136	2006-09
3. Britni Sneed, LS	120	1999-02
4. Shelly Laird, UA	115	1999-02
5. Kelsi Dunne, UA	113	2008-11
6. Michelle Green, UG	104	2002-05
7. Megan Matthews, SC	101	1999-02
8. Stephanie VanBrakle, UA	99	2003-06
9. Stephanie Brombacher, UF	97	2008-11
Stephanie VanBrakle, UA	97	2003-06

EARNED RUN AVERAGE

(minimum 175 IP's)

Player, School	ERA	Year
1. Trinity Johnson, SC	0.35	1997
2. Monica Abbott, UT	0.79	2004-07
3. Britni Sneed, LS	0.89	1999-02
4. Ashley Lewis, LS	0.95	1999-01
5. Stacey Nelson, UF	0.99	2006-09
6. Chelsey Sakizzie, UF	1.14	1997-98
7. Sky Brown, SC	1.17	1997-98
8. Kristin Schmidt, LS	1.22	2002-04
9. Michelle Green, UG	1.30	2002-05
Megan Matthews, SC	1.30	1999-02

APPEARANCES

Player, School	No.	Year
1. Monica Abbott, UT	253	2004-07
2. Stacey Nelson, UF	206	2006-09
3. Megan Matthews, SC	194	1999-02
4. Tammy Kincaid, AR	186	1997-00
5. Shelley Laird, UA	183	1999-02
6. Katy Henry, AR	180	2005-08
7. Britni Sneed, LS	175	1999-02
8. Tammy Kincaid, AR	171	1997-00
9. Heather Schlichtman, AR	169	2001-04
10. Kelsi Dunne, UA	168	2008-11

COMPLETE GAMES

Player, School	No.	Year
1. Monica Abbott, UT	178	2004-07
2. Stacey Nelson, UF	133	2006-09
3. Megan Matthews, SC	122	1999-02
4. Shelley Laird, UA	118	1999-02
5. Tammy Kincaid, AR	116	1997-00
6. Keary Camunas, UK	110	1997-00
7. Britni Sneed, LS	106	1999-02
Natalie Price, UG	106	1997-00
9. Kristin Schmidt, LS	95	2002-04
10. Heather Schlichtman, AR	94	2001-04

SHUTOUTS

Player, School	No.	Year
1. Monica Abbott, UT	112	2004-07
2. Stacey Nelson, UF	60	2006-09
3. Britni Sneed, LS	55	1999-02
4. Megan Matthews, SC	43	1999-02

5. Shelley Laird, UA	39	1999-02
6. Kelsi Dune, UA	38	2008-11
Emily Turner, LS	38	2004-07
Michelle Green, UG	38	2002-05
9. Kristin Schmidt, LS	37	2002-04
10. Kelsi Dunne, UA	33	2008-11

SAVES

Player, School	No.	Year
1. Kellie Wilkerson, MS	32	1999-02
2. Chrissy Owens, UA	21	2005-08
3. Stacey Nelson, UF	18	2006-09
Aleca Johnson, SC	18	2002-05
5. Monica Abbott, UT	16	2004-07
Megan Matthews, SC	16	1999-02
Shelley Laird, UA	16	1999-02
8. Chrissy Owens, UA	14	2005-06
9. Anna Thompson, AU	13	2007-10
10. Sara Hickerson, MS	12	2004-07
Britni Sneed, LS	12	1999-02

STRIKEOUTS

Player, School	No.	Year
1. Monica Abbott, UT	2,440	2004-07
2. Britni Sneed, LS	1,370	1999-02
3. Kelsi Dunne, UA	1,219	2008-11
4. Stephanie VanBrakle, UA	1,127	2003-06
5. Stacey Nelson, UF	1,116	2006-09
6. Stephanie VanBrakle, UA	1,113	2003-06
7. Megan Matthews, SC	1,090	1999-02
8. Anna Thompson, AU	1,078	2007-10
9. Michelle Green, UG	1,070	2002-05
10. Shelley Laird, UA	1,045	1999-02

INNINGS PITCHED

Player, School	No.	Year
1. Monica Abbott, UT	1448.0	2004-07
2. Stacey Nelson, UF	1141.2	2006-09
3. Megan Matthews, SC	1110.1	1999-02
4. Shelley Laird, UA	1054.2	1999-02
5. Tammy Kincaid, AR	1051.1	1997-00
6. Britni Sneed, LS	976.1	1999-02
7. Natalie Price, UG	940.0	1997-00
8. Heather Schlichtman, AR	930.2	2001-04
9. Keary Camunas, UK	897.2	1997-00
10. Kelsi Dunne, UA	869.0	2008-11

FIELDING

CATCHER

Player, School	Pct.	Year
1. Becky Mohl, UG	1.000	2006-07
2. Shannon Doepking, UT	.998	2004-07
3. Elizabeth Eisterhold, AU	.997	2009-12
Megan Yocke, UK	.997	2008-11
5. Kristen Hobbs, LS	.995	2004-06
Ashlie Goble, UF	.995	2002-05
7. Elizabeth Eisterhold, AU	.994	2009-12
8. Kristina Hilberth, UF	.993	2006-09
9. Killian Roessner, LS	.992	2005-08
Kristen Hobbs, LS	.992	2004-07

FIRST BASE

Player, School	Pct.	Year
1. Brianna Hesson, UG	.996	2008-pr
2. Brittany Warner, UM	.993	2004-06
Meghan Cornett, SC	.993	2002-05
4. Kelley Dillon, SC	.991	2011, 13
5. Molly Brossart, SC	.992	2011-12
6. Ali Gardiner, UF	.990	2007-09
Jesi Cerra, UG	.990	1997-99
8. Tonya Callahan, UT	.989	2005-06
9. Anissa Young, LS	.988	2009-12
Brianna Hesson, UG	.988	2008-11
Aly Presswood, UM	.988	2007-10
Stephanie Hill, LS	.988	2003-06
Shaunte Fremin, LS	.988	2000-03

SECOND BASE

Player, School	Pct.	Year
1. Vanessa Soto, LS	.975	2005-07
2. Chrissy Schoonmaker, SC	.972	2004-08
Suzanne Olcott, UA	.972	1999-02
4. Lisa Longo, SC	.971	2005-08
5. Vanessa Soto, LS	.966	2005-06
6. Dana Hathorn, SC	.968	2011-14
Ashley Pauly, UG	.968	2009-12
Aja Paculba, UF	.968	2008-11
Erin Stokey, AR	.968	2000-02
10. Ashley Cline, UT	.966	2004-05

THIRD BASE

Player, School	Pct.	Year
1. Kristin Hall, SC	.970	2002-04
2. Meghan Cooper, UK	.963	2002-06
3. Carrie Swinford, UT	.962	1997-98
4. Staci Ramsey, UA	.958	2003-05
5. Brittney Ezell, UA	.957	1997-98

SHORTSTOP

Player, School	Pct.	Year
1. Stephanie Hasting, LS	.964	1998-01
2. Kristin Schnake, UG	.961	2007-09
Lauren Hendrix, AR	.961	2001-02
4. Juliana Santos, LS	.951	2009-12
5. Lindsay Walker, SC	.945	2007-10
Jennifer Jessup, MS	.945	2001-04
7. Julie Wiese, LS	.944	2001-04
Jennifer Reach, UA	.944	2000-02

OUTFIELD

Player, School	Pct.	Year
1. LaDonia Hughes, LS	1.00	2003-04
2. Kelly Kretchman, UA	.994	2000-01
3. Nicole Barber, UG	.988	2001-04
J.C.Chapman, UA	.988	1997-98



SEC SUPERLATIVES

INDIVIDUAL SINGLE-GAME SUPERLATIVES

BATTING

Runs Scored	5	4 times. Last: Olivia Lawrence, SC vs. Alabama State (3/2/13)
RBI	10	2 times. Last: Nicole Morgan, AM vs. Bakersfield (2/8/14)
Hits	8	Carrie Moreman, UA vs. Arkansas(3/21/99)
Doubles	3	14 times. Last: Allison Brown, UM vs. Alcorn State (4/15/14)
(Triples	3	2 times. Last: Hayle Guess, MS vs. Ole Miss (4/7/07)
Home Runs	3	3 times. Last: Nicole Morgan, AM vs. Bakersfield (2/8/14)
Walks	4	22 times. Last: Haylie McCleney, UA vs. Va. Tech (2/22/14)
Sacrifice Hits	3	6 times. Last: Lindsay Walker, SC vs. Kentucky (3/29/08)

PITCHING

Innings Pitched	16	Tammy Kincaid, AR vs. Alabama (3/21/99)
Strikeouts	22	Monica Abbott, UT vs. Florida (3/10/07)
Hits Allowed	19	Beth Dieter, UF vs. Arizona (3/2/97)
Walks	12	Brittany Barnhill, UM vs. Florida (3/13/10)
Hit Batters	8	Kelsey Nunley, UK vs. Mississippi State (5/7/14)

FIELDING

Putouts	23	Shannon Doepking, UT vs. Florida 3/10/07)
Assists	11	Christie Swain, UM vs. Robert Morris (3/7/98)
Errors	4	13 times. Last: Lindsay Walker, SC vs. DePaul (3/5/10)



Monica Abbott
Tennessee

TEAM SINGLE-GAME SUPERLATIVES

BATTING

Runs Scored	30	Mississippi State vs. Alabama State (3/1/97)
RBI	30	Mississippi State vs. Alabama State (3/1/97)
Hits	25	Alabama vs. Arkansas (3/21/99)
Doubles	10	Auburn vs. Wichita State (2/19/00)
Triples	6	Mississippi State vs. Alabama State (2/20/04)
Home Runs	7	Alabama vs. Western Michigan (2/26/11)
Walks	15	2 times. Last: Florida vs. Maryland (3/2/14)
Stolen Bases	12	Florida vs. Mississippi State (4/27/03)
Strikeouts	23	Mississippi State vs. Texas (3/1/02)
		Ole Miss vs. UCLA (3/4/05)
Sacrifice Hits	6	2 times. Last: Arkansas vs. South Carolina (3/17/10)

PITCHING

Innings Pitched	19	Arkansas vs. Alabama (3/21/99)
Strikeouts	22	Tennessee vs. Florida (3/10/07)
Hits Allowed	24	Arkansas vs. Alabama (3/21/99)
Walks	15	2 times. Last: Ole Miss vs. Florida (3/20/11)
Hit Batters	8	Kentucky vs. Mississippi State (5/7/14)

FIELDING

Putouts	57	Alabama at Arkansas (3/21/99)
Assists	37	Arkansas vs. Ole Miss (5/4/05)
Errors	8	3 times. Last: Tennessee vs. North Carolina (2/17/01)
Double Plays	5	Alabama vs. Texas (5/17/09)
Triple Plays	1	3 times. Last LSU vs. Georgia (3/20/04)



Hayle Guess
Mississippi State

INDIVIDUAL SEASON SUPERLATIVES

GENERAL

Hitting Streak	35	Kelly Kretschman, UA (2/27/98-4/4/98)
Hits in Consecutive At-Bats	11	Lindsey Cameron, UF (3/19/05-3/25/05)
Games Played	82	Tonya Callahan, Lindsay Schutler and Kristi Durant, UT (2005)
Total Bases	211	Kelly Kretschman, UA (1998)

PITCHING

Appearances	62	Monica Abbott, UG (2006)
Games Started	51	Monica Abbott, UG (2006)
Consecutive Scoreless Inn.	96	Trinity Johnson, SC (3/9-4/6/97)
Fewest Hits Allowed (Min. 100 inn.)	63	Sky Brown, SC (1997)
Fewest Walks Allowed (Min. 100 inn.)	10	Brandi Landry, LS (1997)

TEAM SEASON SUPERLATIVES

Winning Percentage933	Florida, 70-5 (2008)
Consecutive Wins	38	South Carolina (2/22-4/5/97)
Games Played	82	Tennessee (2005)
Longest Game	19	Arkansas vs. Alabama (3/21/99)

PITCHING

Fewest Hits Allowed	77	South Carolina (1997)
Fewest Walks Allowed	54	LSU (1997)



Holly Currie
Auburn



RECORDS

ALABAMA • ARKANSAS • AUBURN • FLORIDA • GEORGIA • KENTUCKY • LSU • OLE MISS

PERFECT GAMES / NO-HITTERS

PERFECT GAMES

Name, School vs, Opponent, Game No.	Score (Inn.)	Date
Trinity Johnson, SC vs. North Carolina, Gm. 1	1-0	2/16/97
Jenny Hehnke, MS vs. Alabama State	18-0 (5)	3/2/97
Trinity Johnson, SC vs. Winthrop, Gm. 1	4-0	3/27/97
Trinity Johnson, SC vs. East Carolina, Gm. 1	8-0 (5)	4/17/97
Chelsey Sakizzie, UF vs. Bethune-Cookman	6-0	4/5/97
Chelsey Sakizzie, UF vs. Iowa State	1-0 (9)	3/7/98
Sarah KnifeChief, LS vs. Arkansas	1-0	4/17/98
Britni Sneed and Sarah Meadors, LS vs. Tennessee	9-0 (5)	3/18/01
Stacey Jennings, UT vs. UNLV	3-0	2/21/03
Jenny Gladding, UF vs. Missouri	3-0	2/7/04
Holly Currie, AU vs. College of Charleston	9-0 (6)	2/11/05
Tiffany Garcia, LS vs. Grambling State, Gm. 2	11-0 (5)	2/15/06
Monica Abbott, UT vs. Coastal Carolina	8-0 (5)	2/11/06
Monica Abbott and Megan Rhodes, UT vs. Tennessee Tech	8-0 (6)	3/12/06
Melissa Hendon, SC vs. Pittsburgh	1-0	3/4/07
Monica Abbott, UT vs. Austin Peay	2-0	3/4/07
Monica Abbott, UT vs. Georgia	10-0 (5)	4/7/07
Monica Abbott and Megan Rhodes, UT vs. Furman	8-0 (6)	5/18/07
Kate Gaskill, UG vs. South Carolina	3-0	3/15/08
Stephanie Brombacher, UF vs. South Florida	10-0 (5)	3/25/10
Ivy Renfroe, UT vs. Ole Miss	8-0 (5)	4/28/12
Hannah Rogers/Lauren Haeger/Alyssa Bach, UF vs. Presbyterian	11-0	3/3/2013
Carly Hummel, UM vs. Utah State	5-0 (5)	3/3/14

NO-HITTERS

Name, School vs, Opponent, Game No.	Score (Inn.)	Date
Trinity Johnson, SC vs. North Carolina, Gm. 1	1-0	2/16/97
Brenda Espinoza, AU vs. Jacksonville State, Gm. 1	7-0	2/26/97
Alicia Judd, MS vs. Alabama State	30-0 (5)	3/1/97
Sky Brown, SC vs. Furman	8-0 (6)	3/12/97
Trinity Johnson, SC vs. Florida, Gm. 1	5-0	3/15/97
Trinity Johnson, SC vs. Winthrop, Gm. 1	4-0	3/27/97
Nikki Beers, SC vs. Winthrop, Gm. 2	8-0 (6)	3/27/97
Trinity Johnson, SC vs. Kentucky, Gm. 1	10-0 (5)	3/29/97
Chelsey Sakizzie, UF vs. Bethune-Cookman, Gm. 1	6-0	4/5/97
Trinity Johnson, SC vs. East Carolina, Gm. 1	8-0 (5)	4/17/97
Trinity Johnson, SC vs. Georgia, Gm. 1	2-0	4/19/97
Nikki Beers & Trinity Johnson, SC vs. Auburn	9-0 (5)	5/10/97
Julie Steshko & Sophia Mount, LS vs. Southern	4-0	2/14/98
Chelsey Sakizzie, UF vs. Iowa State	1-0	3/7/98
Chelsey Sakizzie, UF vs. Ole Miss	8-0	3/10/98
Sarah KnifeChief & Sophia Mount, LS vs. Northwestern	8-0	3/25/98
Sarah KnifeChief, LS vs. Arkansas	1-0	4/17/98
Ashley Lewis, LS vs. McNeese	7-0 (6)	2/13/99
Joyce McMillin, SC vs. Iona	8-0 (5)	3/14/99
Jackie Beavers, UT vs. Chattanooga, Gm. 2	8-0 (5)	4/20/99
Megan Matthews, SC vs. Georgia State	6-0	2/19/00
Joyce McMillin, SC vs. Georgia State	8-0 (5)	2/19/00
Tammy Kincaid and Rachel Talley, AR vs. CS-Northridge	1-0	2/19/00
Renise Landry, UF vs. Samford	3-0 (5)	2/20/00
Natalie Price, UG vs. UAB	2-0	2/26/00
Jennifer Pursell, MS vs. UMASS	7-0	3/4/00
Jennifer Bottoms, AR vs. Ohio State	2-0	3/4/00
Shelley Laird, UA vs. Long Island	10-0 (5)	3/9/00
Megan Matthews, SC vs. South Florida	9-1 (5)	3/11/00

Beth Dieter, UF vs. South Carolina	7-0	3/17/00
Renise Landry and Nicole Michael, UF vs. Florida A&M	4-0	3/28/00
Britni Sneed, LS vs. Ole Miss	3-0	3/31/00
Britni Sneed, LS vs. Louisiana Tech	6-0	4/11/00
Beth Dieter, UF vs. Georgia	2-0	5/7/00
Megan Matthews, SC vs. Georgia Southern	12-0 (5)	2/6/01
Melissa Bautista, UA vs. Texas A&M-CC	7-0	2/16/01
Britni Sneed and Sarah Meadors, LS vs. E. Tennessee St.	9-0 (5)	2/19/01
Nichole Urban & Kaili Howard, UG vs. Delaware State	10-2 (5)	3/2/01
Britni Sneed and Sarah Meadors, LS vs. Houston	13-0m (5)	3/2/01
Britni Sneed, LS vs. Tennessee	5-0	3/17/01
Britni Sneed and Sarah Meadors, LS vs. Tennessee	9-0 (5)	3/18/01
Ashley Lewis, LS vs. Coastal Carolina	4-0	3/28/01
Megan Matthews, SC vs. Coastal Carolina	8-0 (5)	4/25/01
Britni Sneed, LS vs. Ole Miss	8-0 (6)	4/28/01
Amanda Knowles/Brittani Houghton, UF vs. North Carolina	10-0 (5)	2/8/02
Britni Sneed, LS vs. Western Michigan	2-0	2/10/02
K. Whitehead, M. Massey & K. Tillman, MS vs. Belmont	11-0 (5)	2/13/02
Leigh Ann Ellis, UT vs. Austin Peay	4-0 (5)	2/13/02
Stephanie Humphrey, UT vs. Appalachian State	8-0 (6)	3/1/02
Melissa Massey, MS vs. Nicholls State	8-0 (6)	3/8/02
Britni Sneed, LS vs. Tennessee	5-0	3/16/02
Britni Sneed, LS vs. Southern Miss.	10-0 (5)	4/18/02
Megan Matthews, SC vs. East Tennessee State	9-0 (5)	3/27/02
Megan Matthews, SC vs. Florida 1	1-0	4/21/02
Britni Sneed, LS vs. Southern Miss.	1-0	4/24/02
Britni Sneed, LS vs. Ole Miss	1-0	4/28/02
Stacey Johnson/Aleca Johnson, SC vs. Coastal Carolina	4-1	5/1/02
Britni Sneed, LS vs. Texas A&M-Corpus Christi	11-0 (5)	5/4/02
Michelle Green, UG vs. South Carolina	1-0	5/17/02
Kristin Schmidt, LS vs. Baylor	1-0	2/7/03
Lacey Gardner/Laurie Davidson, UG vs. SE Louisiana	13-0 (5)	2/9/03
Michelle Green, UG vs. Boston College	11-0 (6)	2/14/03
Kristin Schmidt/Tessa Lynam, LS vs. Cal-Poly	12-0	2/15/03
Lacey Gardner/Laurie Davidson, UG vs. Appalachian State	6-0	2/21/03
Michelle Green, UG vs. Appalachian State	8-0 (5)	2/23/03
Tessa Lynam, LS vs. Jackson State	19-0 (5)	2/28/03
Michelle Green, UG vs. Stanford	2-0	3/1/03
Kristin Schmidt, LS vs. Jackson State	8-0 (5)	3/19/03
Stephanie Humphrey, UT vs. South Carolina	2-0 (8)	4/1/03
Kristin Schmidt, LS vs. Centenary	4-0	4/2/03
Jenny Gladding, UF vs. Tennessee	1-0	4/18/03
Michelle Green/Laurie Davidson, UG vs. Georgia Southern	8-0 (5)	4/23/03
Kristen Keyes, AU vs. Georgia Tech	1-0 (10)	4/23/03
Aleca Johnson, SC vs. Charlotte	8-0 (5)	2/7/04
Erin Wright, UA vs. Lipscomb	8-0 (5)	2/13/04
Jennifer Wright, UA vs. North Texas	8-0 (5)	2/13/04
Stephanie VanBrakle, UA vs. Ole Miss	9-0	4/13/04
Stephanie VanBrakle, UA vs. Georgia Tech	1-0 (loss)	4/13/04
Stacey Johnson, SC vs. Furman	6-0	4/21/04
Kelli Miller, MS vs. La. Tech	6-0 (5)	2/4/05
Holly Currie, AU vs. College of Charleston	9-0 (6)	2/11/05
Melissa Massey, MS vs. St. Francis (Pa.)	7-0	3/4/05
Stephanie VanBrakle, UA vs. Missouri State	6-0	2/19/06
Stephanie VanBrakle, UA vs. South Carolina	8-0 (5)	3/12/06
Ragan Blake, MS vs. Southern Miss.	8-0 (5)	3/30/06
Stephanie VanBrakle, UA vs. Kentucky, Gm. 1	7-0	4/1/06
Chrissy Owens, UA vs. Mississippi Valley State	8-0	5/19/06
Katy Henry, AR vs. Centenary (Gm. 2)	1-0	3/5/06



NO-HITTERS

Holly Currie, AU vs. Mercer	19-0 (5)	2/18/06	Amber Matousek, UK vs. Evansville	8-0 (5)	2/26/10
Holly Currie, AU vs. Missouri,	2-0	2/24/06	Anna Thompson, AU vs. Louisiana Tech	1-0	3/5/10
Beth DiPietro, AU vs. Florida	2-1	3/28/06	Sarah McCloud, UG & Alison Owen, UG vs. Belmont	10-0 (5)	3/5/10
Holly Currie, AU vs. Tennessee Tech	4-0	4/3/06	Erin Arevalo, UG & Katie Murphy, UG vs. Minnesota	8-0 (5)	3/6/10
Holly Currie, AU vs. Ole Miss	2-0	5/6/06	Erin Arevalo, UG & Katie Murphy, UG vs. MTSU	8-0 (5)	3/7/10
Holly Currie, AU vs. Marist	4-0 (5)	5/19/06	Stephanie Brombacher, UF vs. S. Florida	10-0(5)	3/25/10
Jessica Doucette, UG vs. U.C. Davis	9-0	3/3/06	Ivy Renfore, UT vs. Western Carolina	11-0 (5)	4/8/10
Tiffany Garcia, LS vs. Mississippi Valley State	9-0 (5)	2/17/06	Becky Nye, UM vs. Alcorn State	8-0 (6)	5/14/10
Tiffany Garcia, LS vs. Grambling State Gm. 2	11-0 (5)	2/15/06	Brittany Barnhill, UM vs. Alcorn State	8-0 (6)	5/14/10
Dani Hofer, LS vs. Arkansas-Pine Bluff.	15-0 (5)	2/11/06	Julie Sarratt, SC vs. Coastal Carolina	5-0	2/12/11
Stephanie Comeaux, MS vs. Jacksonville.	8-0 (5)	2/11/06	Chanda Bell, UK vs Colorado State	7-0	2/25/11
Ragan Blake, MS vs. Alcorn State	9-0 (5)	2/26/06	Chanda Bell, UK vs. Mississippi State	8-5 (5)	3/26/11
Stephanie Comeaux, MS vs. Arkansas, Gm. 1	5-0	3/18/06	Jaclyn Traina, UA & Kelsi Dunne, UA vs. LSU	0-2	4/10/11
Monica Abbott, UT vs. Coastal Carolina	8-0 (5)	2/11/06	Ivy Renfroe, UT vs. Mississippi State	8-0 (6)	4/22/11
Monica Abbott, UT vs. Oregon	1-0	2/17/06	Ivy Renfroe, UT vs. Liberty	8-0 (5)	5/20/11
Megan Rhodes and Monica Abbott, UT vs. Hofstra	5-0	3/11/06	Jaclyn Traina, UA vs. Jackson State	8-0	5/20/11
Monica Abbott, UT vs. USF	8-0 (6)	3/11/06	Jenee Loree, AU vs. Indiana-Purdue Fort Wayne	2-0	2/11/12
Monica Abbott and Megan Rhodes, UT vs. Tennessee Tech 8-0 (6)		3/12/06	Stephanie Becker, MS vs. USF	1-0 (loss)	2/14/12
Monica Abbott, UT vs. Auburn, Gm. 1	2-0	3/18/06	Ivy Renfroe, UT vs. Murray State	8-0	3/4/12
Monica Abbott, UT vs. Auburn	8-0 (5)	3/19/06	Jenee Loree, AU vs. Presbyterian	8-0	3/11/12
Monica Abbott, UT vs. Arkansas, Gm. 1	5-0	4/1/06	Ellen Renfroe, UT vs. Furman	8-0	3/27/12
Tiffany Garcia, LS vs. Centenary	9-0 (5)	2/10/07	Lauren Cumbess, UK vs. Georgia	4-0	4/14/12
Monica Abbott, UT vs. North Carolina	2-1	2/10/07	Chelsea Cohen, UA vs. Missouri State	4-0	5/2/12
Holly Curry, AU vs. Georgia State	8-0 (6)	2/14/07	Chanda Bell, UK vs. LSU	1-0	5/6/12
Dani Hofer, LS vs. Missouri State	8-0 (5)	2/16/07	Rachele Fico, LS vs. Ohio State	7-0	2/22/13
Monica Abbott, UT vs. Florida International	8-0 (5)	2/16/07	Alison Owen, MS vs. Fordham	8-0 (5)	3/2/13
Kate Gaskill, UG vs. Western Kentucky, Gm. 2	8-1	2/18/07	Katie Henderseon, UK vs. North Carolina	18-0 (5)	3/12/13
Monica Abbott, UT vs. Cal State Northridge	9-0	2/18/07	Kimmy Beasley, AR vs. Savannah State	10-0 (6)	3/21/13
Monica Abbott, UT vs. Loyola Marymount	8-0 (5)	2/22/07	Stephanie Becker, MS vs. Ole Miss	8-0 (6)	4/4/13
Dani Hofer, LS vs. Southern Miss	9-0 (5)	2/24/07	Hannah Rogers, UF vs. Mississippi State	3-1	4/5/13
Monica Abbott, UT vs. Oakland	7-0	3/2/07	Carly Hummel, UM vs. Arkansas Pine-Bluff	8-0 (5)	4/9/13
Melissa Hendon, SC vs. Pittsburgh	1-0	3/4/07	Stephanie Becker, MS vs. UM	8-0 (6)	4/12/13
Monica Abbott, UT vs. Austin Peay	2-0	3/4/07	Hope McLemore and Chelsea Cohen, AR vs. Kentucky	4-0	4/20/13
Monica Abbott, UT vs. Georgia	10-0 (5)	4/7/07	Hannah Rogers, UF vs. Longwood	8-0	4/21/13
Emily Turner, LS vs. Arkansas	7-0	4/21/07	Marcy Harper, AU vs. Radford	9-0 (5)	3/14/14
Blair Potter, UA vs. Kentucky, Gm. 3	8-0 (5)	4/29/07	Lexi Davis, AU vs. IPFW	10-0 (5)	3/14/14
Monica Abbott and Megan Rhodes, UT vs. Furman	8-0 (6)	5/18/07	Marcy Harper, AU vs. Savannah State	22-0 (6)	3/15/14
Monica Abbott, UT vs. Hawaii, Gm. 1	9-0 (5)	5/25/07	Carly Hummel/Shelby Jo Fenter/Madi Osias, UM vs. La. Tech	3-0	3/19/14
Monica Abbott, UT vs. Texas A&M	2-0	5/31/07	Grace Moll, AR vs. Eastern Michigan	13-0 (5)	2/21/14
Kelsi Dunne, UA vs. Illinois	6-0	2/22/08	Lauren Haeger, UF vs. Wisconsin	5-1	2/9/14
Kate Pouliot, SC vs. Bucknell	8-0 (5)	3/2/08	Hannah Rogers, UF vs. Indiana	8-0 (5)	2/22/14
Kate Gaskill, UG vs. South Carolina	3-0	3/15/08	Chelsea Winthrop, UG vs. Mercer	8-0 (5)	2/17/14
Kelsi Dunne, UA vs. Ole Miss	8-0 (5)	3/30/08	Kelsey Nunley, UK vs. Santa Clara	6-0	2/3/14
Jenee Loree, AU vs. Texas A&M-CC	2-0	2/6/09	Lauren Cumbess, UK vs. Louisiana Tech	1-0	2/14/14
Christie Hamilton, UG vs. CS-Northridge	8-0 (6)	2/7/09	Kelsey Nunley, UK vs. Mississippi State	4-0	3/7/14
Hosfield/Ward, UT vs. San Jose St.	16-0 (5)	2/7/09	Kelsee Selman, LS vs. Jackson State	8-0 (6)	2/28/14
Stephanie Brombacher, UF vs. Coastal Carolina	8-0 (6)	2/13/09	Carly Hummel, UM vs. Utah State	5-0	3/3/14
Brittany Mack, LS vs. Texas State	8-0 (5)	2/21/09	Rainey Gaffin, UT vs. Wright State	8-0 (6)	3/5/14
Jenee Loree, AU vs. Austin Peay	5-0	2/21/09	Katie Marks, AM vs. Lamar	8-0 (5)	4/30/14
Stacey Nelson, UF vs. Ole Miss	4-0	3/15/09	Delanie Gorley, UF vs. Florida A&M	8-0 (5)	5/16/14
Chanda Bell, UK vs. Western Kentucky	1-0	3/26/09			
Kelsi Dunne, UA vs. Kentucky	2-1	4/14/09			
Charlotte Morgan, UA vs. Georgia Tech	10-0 (6)	4/22/09			
Kelsi Dunne, UA vs. Auburn	6-0	4/26/09			
Stacey Nelson, UF vs. Arkansas	6-0	4/26/09			
Hamilton/McCloud, UG vs. Arkansas	8-0 (5)	5/2/09			
Kelsi Dunne, UA vs. Jacksonville St.	9-0 (5)	5/22/09			
Kelsi Dunne, UA vs. Jacksonville St.	9-0 (5)	5/23/09			
Kylie Vry, MS vs. Stephen F. Austin	5-0	2/14/10			



RECORDS

ALABAMA • ARKANSAS • AUBURN • FLORIDA • GEORGIA • KENTUCKY • LSU • OLE MISS

SEC IN THE NCAA

1997

COLUMBIA REGIONAL

South Carolina 5, UNC Greensboro 0; South Carolina 1, Kansas 0; South Carolina 1, Kansas 0

WOMEN'S COLLEGE WORLD SERIES OKLAHOMA CITY, OKLA.

Washington 6, South Carolina 0; Michigan 1, South Carolina 0

1998

SEATTLE REGIONAL

LSU 2, Long Beach State 0; Washington 9, LSU 0; LSU 5, Long Beach State 4; Washington 6, LSU 0

TAMPA REGIONAL

South Florida 1, Florida 0; Arizona State 1, Florida 0

1999

LOS ANGELES REGIONAL

UCLA 7, Alabama 0; Missouri 1, Alabama 0

SEATTLE REGIONAL

Cal State Fullerton 12, Tennessee 1; Washington 12, Tennessee 1

FRESNO REGIONAL

Texas Tech 1, South Carolina 0; South Carolina 2, Florida A&M 0; South Carolina 2, Pacific 1 (12); Texas Tech 4, South Carolina 1

BATON ROUGE REGIONAL

LSU 12, Southern 0; Oregon State 3, LSU 0; LSU 7, Oklahoma 3; Southern Miss 4, LSU 3

2000

SEATTLE REGIONAL

Mississippi State 6, Chattanooga 1; Mississippi State 11, Utah 3; Washington 4, Mississippi State 1; Utah 4, Mississippi State 1

TUSCON REGIONAL

South Carolina 10, UMass 0; Nebraska 11, South Carolina 1; South Carolina 7, Illinois State 4; Nebraska 9, South Carolina 0

NORMAN REGIONAL

Arkansas 5, Cal-State Northridge 0; Oregon State 4, Arkansas 1; Northwestern 5, Arkansas 0

TEMPE REGIONAL

Alabama 1, Florida Atlantic 0 (9); Alabama 5, Penn State 4 (9); Alabama 4, Arizona State 1; Alabama 3, Arizona State 1

FRESNO REGIONAL

California 2, Florida 0; Florida 1, Fresno State 0; Florida 5, Texas 2; California 2, Florida 1

BATON ROUGE REGIONAL

LSU 7, Northwestern St. 1; Louisiana Lafayette 4, LSU 1; LSU 2, Hofstra 1; LSU 1, Southern Mississippi 0 (13); Southern Mississippi 1, LSU 0 (9)

WOMEN'S COLLEGE WORLD SERIES OKLAHOMA CITY, OKLAHOMA

UCLA 4, Alabama 1; Alabama 6, DePaul 4; Southern Mississippi 3, Alabama 0

2001

BATON ROUGE REGIONAL

LSU 8, Cornell 0 (6); LSU 2, Penn State 1; LSU 3, Arizona State 2; LSU 2, Louisiana-Lafayette 1

TUSCALOOSA REGIONAL

Alabama 8, Illinois-Chicago 2; Alabama 1, Oregon St 0; Michigan 3, Alabama 2; South Florida 3, Alabama 2

IOWA CITY REGIONAL

DePaul 3, South Carolina 2; Illinois St. 1, South Carolina 0

TALLAHASSEE REGIONAL

Florida Atlantic 3, Florida 0; Florida 8, Connecticut 0 (5); Florida State 6, Florida 2

WOMEN'S COLLEGE WORLD SERIES OKLAHOMA CITY, OKLAHOMA

Stanford 2, LSU 1 (8); LSU 2, Iowa 1; LSU 2, Oklahoma 1 (13); UCLA 6, LSU 0

2002

COLOMBIA REGIONAL

Georgia 2, UMBC 1; South Carolina 2, E. Kentucky 1 (8); Georgia 1, South Carolina 0; UCLA 2, Georgia 1 (8); South Carolina 9, Georgia 3; South Carolina 2, UCLA 1; UCLA 1, South Carolina 0

LAFAYETTE REGIONAL

LSU 3, Northwestern State 2 (10); Arizona State 4, Mississippi State 1; Mississippi State 9, Northwestern State 6; La.-Lafayette 10, Mississippi State 3; LSU 5, Louisiana-Lafayette 2; Arizona State 3, No. 1 LSU 2 (8); LSU 1, Massachusetts 0; Arizona State 4, LSU 1

NORMAN REGIONAL

Texas A&M 6, Arkansas 2; Arkansas 2, Army 0; Texas 6, Arkansas 2

TALLAHASSEE REGIONAL

Georgia Tech 3, Alabama 1 (10 inn.); Florida State 2, Auburn 1; Florida Atlantic 2, Alabama 1; Florida Atlantic 2, Auburn 1

2003

TUCSON REGIONAL

South Carolina 8, Princeton 7; Texas A&M 5, South Carolina 0; South Carolina 5, Cal-State Northridge 3; South Carolina 5, Boston College 2; Texas A&M 6, South Carolina 3

FRESNO REGIONAL

Georgia 5, Long Island 1; Michigan State 4, Georgia 3; Georgia 2, Long Beach State 1; Fresno State 1, Georgia 0 (8)

AUSTIN REGIONAL

LSU 9, Hawaii 4; Texas 8, LSU 0 (6); Arizona State 4, LSU 1

GAINESVILLE REGIONAL

Florida 4, Oregon State 3; UT-Arlington 2, Florida 0; Florida Atlantic 2, Florida 1 (9)

LINCOLN REGIONAL

Mississippi State 4, Fla. International 2; Washington 8, Mississippi State 0 (6); Nebraska 8, Mississippi State 0 (6)

TUSCALOOSA REGIONAL

Alabama 10, Southern 1 (5); Alabama 4, Illinois 2; Alabama 7, Southern Illinois 4; Alabama 2, Southern Illinois 0

WOMEN'S COLLEGE WORLD SERIES OKLAHOMA CITY, OKLAHOMA

Arizona 3, Alabama 2; Oklahoma 6, Alabama 3

2004

TUCSON REGIONAL

La.-Lafayette 1, South Carolina 0; South Carolina 4, Centenary 3; Northwestern 5, South Carolina 3 (8)

LOS ANGELES REGIONAL

Alabama 4, Central Michigan 2; Alabama 10, Cornell 0; UCLA 5, Alabama 2 (9); Alabama 6, Long Beach State 5; UCLA 7, Alabama 0

WACO REGIONAL

LSU 4, Texas A&M Corpus Christ 0; LSU 3, Seton Hall 0; LSU 7, Baylor 3 (10); LSU 4, Illinois 1

TALLAHASSEE REGIONAL

Cal State Northridge 2, Florida 1; Florida 4, Long Island 0; S. Florida 8, Florida 1



SEC IN THE NCAA

LINCOLN REGIONAL

Mississippi State 2, Iowa 1 (8); California 2, Mississippi State 1; Florida Atlantic 1, Mississippi State 0

ANN ARBOR REGIONAL

Tennessee 10, Illinois-Chicago 0(5); Oregon State 4, Tennessee 0; Illinois Chicago 6, Tennessee 5

STANFORD REGIONAL

Hofstra 1, Auburn 0; Fresno State 3, Auburn 1 (10)

ATHENS REGIONAL

Georgia 10, Eastern Kentucky 0 (5); Georgia Tech 3, Georgia 2; Georgia 5, Texas A&M 1; Georgia 9, Michigan State 1(5); Georgia 9, Georgia Tech (6); Washington 3, Georgia 1

WOMEN'S COLLEGE WORLD SERIES OKLAHOMA CITY, OKLAHOMA

LSU 3, Michigan 2 (13); UCLA 2, LSU 0; LSU 2, Florida St. 1; LSU 4, California 1; California 4, LSU 1

2005

TUSCALOOSA REGIONAL

Alabama 9, Mississippi Val. 1; Alabama 3, Arizona St. 1; Alabama 6, Hofstra 0

GAINESVILLE REGIONAL

Bethune-Cookman 3, Florida 2; UCF 5, Florida 3

AUSTIN REGIONAL

Mississippi St. 1, Tex. A&M-Corp. Chris. 0; Texas 2, Mississippi St. 0; Mississippi St. 2, Tex. A&M-Corp. Chris. 1 (8 inn.); Texas 2, Mississippi St. 0

KNOXVILLE REGIONAL

Tennessee 9, Miami (Ohio) 0; Tennessee 4, Col. of Charleston 0; Tennessee 2, Col. of Charleston 0

ATHENS REGIONAL

Georgia 7, Tennessee Tech 3; Georgia 8, Georgia Tech 1; Georgia 2, Georgia Tech 1 (Georgia advances).

AUBURN REGIONAL

Florida St. 5, Auburn 0; Auburn 11, Florida A&M 2 (6 inn.); Florida St. 2, Auburn 0

COLLEGE STATION SUPER REGIONAL

Alabama 4, Texas A&M 1; Alabama 6, Texas A&M 5 (Alabama advances).

STANFORD SUPER REGIONAL

Tennessee 2, Stanford 0; Tennessee 6, Stanford 0 (Tennessee advances).

LOS ANGELES SUPER REGIONAL

Georgia 4, UCLA 1; UCLA 5, Georgia 4; UCLA 3, Georgia 2 (UCLA advances).

WOMEN'S COLLEGE WORLD SERIES

OKLAHOMA CITY, OKLAHOMA

Tennessee 1, Arizona 0; Texas 3, Alabama 0; Alabama 2, DePaul 1; Tennessee 2, Alabama 1; Tennessee 2, Michigan 0; Michigan 4, Tennessee 0.

2006

TUSCALOOSA REGIONAL

Alabama 8, MSVU 0 (5 inn); Alabama 8, GaTech 5; Alabama 7, GaTech 2 (Alabama advances).

TUSCON REGIONAL

Ohio State 1, Auburn 0; Auburn 14, Marist 0; Auburn 4, Ohio State 0; Arizona 4, Auburn 2 (Arizona advances).

GAINESVILLE REGIONAL

Florida Atlantic 2, Florida 0; Florida 1, North Carolina 0; Florida Atlantic 1, Florida 0

ATHENS REGIONAL

Georgia 4, Georgia Southern 0; Florida State 3, Georgia 2; Georgia 11, Georgia Southern 6; Georgia 3, Florida State 1; Florida State 2, Georgia 0 (Florida State advances)

BATON ROUGE REGIONAL

LSU 5, Princeton 0; LSU 7, UL-Lafayette 6; LSU 5, UL-Lafayette 4 (LSU advances).

KNOXVILLE REGIONAL

Tennessee 6, Tennessee Tech 4; Tennessee 9, Virginia Tech 1 (5 inn.); Tennessee 8, Louisville 1 (Tennessee advances).

KNOXVILLE SUPER REGIONAL

Tennessee 5, Michigan 3; Michigan 5, Tennessee 1; Tennessee 1, Michigan 0 (Tennessee advances).

TUCSON SUPER REGIONAL

Arizona 5, LSU 0; LSU 3, Arizona 2; Arizona 14, LSU 5 (5) (Arizona advances).

TUSCALOOSA SUPER REGIONAL

Alabama 4, Stanford 1; Alabama 8, Stanford 7 (8) (Alabama advances).

WOMEN'S COLLEGE WORLD SERIES OKLAHOMA CITY, OKLAHOMA

Northwestern def. 5, Alabama, 6-5 (10 inn.); Tennessee def. 1, UCLA, 4-3; Northwestern def. Tennessee, 2-0; UCLA def. Alabama, 4-1; Tennessee def. Arizona State, 3-1 (10 inn.); Tennessee def. Arizona, 1-0; Arizona def. Tennessee, 6-0.

2007

COLUMBIA REGIONAL

South Carolina 5, North Carolina St. 2; Oregon 4, Penn St. 0; Oregon 8, South Carolina 4; North

Carolina St. 1, Penn St. 0; South Carolina 4, North Carolina St. 3; South Carolina 2, Oregon 0; South Carolina 4, Oregon 3 (South Carolina advances)

GAINESVILLE REGIONAL

Florida 7, Stetson 0; Texas 2, Stetson 0; Florida 8, Georgia Tech 0 (5); Texas 4, Georgia Tech 2; Florida 3, Texas 0 (9) (Florida advances)

KNOXVILLE REGIONAL

Tennessee 8, Furman 0 (6); North Carolina 4, Winthrop 3; Tennessee 2, North Carolina 0; Winthrop 11, Furman 1 (5); Winthrop 6, North Carolina 3; Tennessee 7, Winthrop 0 (Tennessee advances)

LINCOLN REGIONAL

Georgia 3, Nebraska 2; Washington 8, Georgia 0; Georgia 3, Creighton 0; Washington 1, Georgia 0

PALO ALTO REGIONAL

LSU 3, Cal State Northridge 2; LSU 1, Fresno St. 0 (9); LSU 11, Stanford 5

TUCSON REGIONAL

Mississippi St. 7, Pacific 1; Arizona 9, Howard 0 (5); Pacific 13, Howard 0 (5); Arizona 8, Mississippi St. 0; Pacific 12, Mississippi St. 10; Arizona 7, Pacific 0 (Arizona advances)

TUSCALOOSA REGIONAL

California 13, Florida St. 6; Tennessee Tech 4, Alabama 2; Alabama 6, Florida St. 3; Tennessee Tech 3, California 1; Alabama 13, California 1 (5); Alabama 19, Tennessee Tech 10; Alabama 7, Tennessee Tech 2 (Alabama advances)

COLLEGE STATION SUPER REGIONAL

Texas A&M 2, Florida 0; Florida 3, Texas A&M 2; Texas A&M 2, Florida 0 (Texas A&M advances)

EVANSTON SUPER REGIONAL

Northwestern 6 South Carolina 1; Northwestern 3 South Carolina 0 (Northwestern advances)

KNOXVILLE SUPER REGIONAL

Tennessee 9, Hawaii 0 (5); Hawaii 9, Tennessee 6; Tennessee 7, Hawaii 1 (Tennessee advances)

SEATTLE SUPER REGIONAL

Washington 4, Alabama 3; Washington 7, Alabama 5 (Washington advances)

TEMPE SUPER REGIONAL

Arizona St. 1, LSU 0 (10); Arizona St. 7, LSU 4 (Arizona St. advances)

WOMEN'S COLLEGE WORLD SERIES OKLAHOMA CITY, OKLAHOMA

Tennessee 2, Texas A&M 0; Tennessee 1, Arizona 0; Tennessee 3, Northwestern 0; Championship (Best two out of three) Tennessee 3, Arizona 0; Arizona 1, Tennessee 0 (10); Arizona 5, Tennessee 0



RECORDS

ALABAMA • ARKANSAS • AUBURN • FLORIDA • GEORGIA • KENTUCKY • LSU • OLE MISS

SEC IN THE NCAA

2008

BATON ROUGE REGIONAL

La.-Lafayette 2, East Carolina 1; LSU 8, Miss. Valley State 0 (5 inn.); La.-Lafayette 9, LSU 4; East Carolina 4, Miss. Valley State 2; LSU 9, East Carolina 1; La.-Lafayette 6, LSU 3

CHAPEL HILL REGIONAL

Georgia 9, Campbell 0 (5); Georgia 9, BYU 3; Georgia 4, BYU 0

COLLEGE STATION REGIONAL

La Tech 1, Auburn 0 (12); Auburn 2, Stephen F. Austin 0; La. Tech 2, Auburn 1

GAINESVILLE REGIONAL

Florida 7, Georgia Tech 2; Florida 3, Central Florida 0; Cen. Florida 1, Florida 0 (8); Florida 10, Cen. Florida 0 (5)

KNOXVILLE REGIONAL

Tennessee 3, Winthrop 0; Virginia Tech 4, Tennessee 0; Tennessee 8, Louisville 1; Tennessee 7, Virginia Tech 1; Virginia Tech 4, Tennessee 2

NORMAN REGIONAL

Arkansas 7, Tulsa 5; Oklahoma 6, Arkansas 5 (11); Oregon 3, Arkansas 0;

TEMPE REGIONAL

Hawaii 9, Mississippi State 7; Hawaii 0 (6); Mississippi State 8, Stony Brook 3; Hawaii 7, Mississippi State 4;

TUSCALOOSA REGIONAL

Jacksonville St. 4, Florida State 3; Alabama 8, Chattanooga 0 (6); Alabama 10, Jacksonville St. 1 (5); (5); Alabama 4, Jacksonville St. 1

GAINESVILLE SUPER REGIONAL

Florida 4, California 2; Florida 4, California 2 (8)

LOS ANGELES SUPER REGIONAL

UCLA 6, Georgia 1; UCLA 6, Georgia 0

TUSCALOOSA SUPER REGIONAL

Alabama 6, Missouri 1; Alabama 7, Missouri 1

WOMEN'S COLLEGE WORLD SERIES

OKLAHOMA CITY, OKLA.

Arizona St 3, Alabama 1; La.-Lafayette 3, Florida 2 (8); Alabama 5, Ariz St 1; Florida 2, Virginia Tech 0 (9); Alabama 3, La.-Lafayette 1; Florida 2, UCLA 0; Ariz St 3, Alabama 1; Florida 6, Texas A&M 1; Texas A&M 1, Florida 0 (9)

2009

CHAPEL HILL REGIONAL

Georgia 3, Radford 1; Georgia 6, North Carolina 0; Georgia 4, North Carolina 2

COLUMBUS REGIONAL

BYU 6, Kentucky 2; Kentucky 7, Canisius 0; Kentucky 4, BYU 2; Ohio State 7, Kentucky 2

TUSCALOOSA REGIONAL

Alabama 12, Mississippi Valley State 3 (5); Alabama 10, Texas 1 (6); Alabama 7, Texas 0

NORMAN REGIONAL

Tulsa 6, Arkansas 0; Oklahoma 21, Arkansas 2

ATLANTA REGIONAL

Auburn 1, Iowa 0; Georgia Tech 4, Auburn 1; Boston 5, Auburn 0

GAINESVILLE REGIONAL

Florida 12, Florida A&M 0 (5); Florida 7, Texas A&M 1; Florida 9, Lehigh 0

TEMPE REGIONAL

LSU 3, CS Fullerton 2; LSU 10, Arizona State 2 (5); Arizona State 6, LSU 4; Arizona State 5, LSU 0

TALLAHASSEE REGIONAL

California 8, Mississippi St 3; Florida State 5, Mississippi St 0

KNOXVILLE REGIONAL

Tennessee 4, James Madison 3; Tennessee 5, Nebraska 2; Jacksonville State 6, Tennessee 1; Jacksonville State 2, Tennessee 1

ATHENS SUPER REGIONAL

Georgia 6, Ohio State 4; Georgia 7, Ohio State 6

TUSCALOOSA SUPER REGIONAL

Alabama 9, Jacksonville St. 0 (5); Alabama 9, Jacksonville St.0 (5)

GAINESVILLE SUPER REGIONAL

Florida 2, California 0; Florida 2, California 1

WOMEN'S COLLEGE WORLD SERIES

Washington 3, Georgia 1; Michigan 6, Alabama 1; Florida 3, Arizona 0; Florida 1, Michigan 0; Georgia 5, Missouri 0; Alabama 14, Arizona 0 (5); Georgia 7, Michigan 5; Alabama 6, Arizona State 2; Georgia 9, Washington 8 (9); Florida 6, Alabama 5; Washington 9, Georgia 3; Championship Series: Washington 8, Florida 0; Washington 3, Florida 2

2010

TUSCALOOSA REGIONAL

#1 Alabama 9, Alcorn St. 0 (5); #1 Alabama 5, Lipscomb 2; #1 Alabama 6, Lipscomb 0

ATLANTA REGIONAL

Oregon 1, Auburn 0; Auburn 15, Jacksonville State 1; #8 Georgia Tech 4, Auburn 1

GAINESVILLE REGIONAL

#4 Florida 6, Bethune Cookman 0; #4 Florida 6, Cen. Florida 0; #4 Florida 13, Florida International 3 (5)

ATHENS REGIONAL

#6 Georgia 10, Elon 4; #6 Georgia 5, #24 Florida State 2; #6 Georgia 8, Radford 1

COLUMBUS REGIONAL

Kentucky 6, Ohio State 5; California 1, Kentucky 0; Ohio State 5, Kentucky 3

BATON ROUGE REGIONAL

#17 LSU 6, McNeese St 0; La.-Lafayette 1, #17 LSU 0; #20 Texas A&M 1, #17 LSU 0

KNOXVILLE REGIONAL

#15 Tennessee 5, Ball State 0; #15 Tennessee 11, Virginia 2; #15 Tennessee 3, Louisville 1 (9)

ANN ARBOR SUPER REGIONAL

#15 Tennessee 5, #2 Michigan 0; #15 Tennessee 4, #2 Michigan 3; Tennessee advances to WCWS

ATHENS SUPER REGIONAL

#6 Georgia 7, #11 California 0; #6 Georgia 10, #11 Cal 1 (5); Georgia advances to WCWS

TUSCALOOSA SUPER REGIONAL

#1 Alabama 8, #11 Hawaii 0 (5); #11 Hawaii 8, #1 Alabama 7; #11 Hawaii 5, #1 Alabama 4;

GAINESVILLE SUPER REGIONAL

#4 Florida 8, #13 Ariz St 0(5); #4 Florida 5, #13 Ariz St 2

NCAA WOMEN'S COLLEGE WORLD SERIES

OKLAHOMA CITY, OKLAHOMA

#5 UCLA 16, #4 Florida 3 (6); #15 Tennessee 9, #10 Arizona 0 (5); #6 Georgia 6, #3 Washington 3; #6 Georgia 7, #15 Tennessee 5; #4 Florida 5, #9 Missouri 0; #6 Georgia 3, #4 Florida 2; #5 UCLA 5, #6 Georgia 2; #10 Arizona 8, #15 Tennessee 0 (5); #10 Arizona 5, #15 Tennessee 2

2011

ANN ARBOR REGIONAL

Kentucky 8, Notre Dame 0; Kentucky 7, #10 Michigan 6; Kentucky 2, #10 Michigan 1

ATHENS REGIONAL

#6 Georgia 8, Georgia St. 0; #6 Georgia 9, UAB 2; #6 Georgia 10, Florida St. 2

COLLEGE STATION REGIONAL

Syracuse 3, LSU 0; LSU 10, Sacred Heart 0; LSU 5, Syracuse 0; #16 Texas A&M 3, LSU 1

GAINESVILLE REGIONAL

#4 Florida 4, UCLA 2; UCLA 3, #4 Florida 2; #4 Florida 11, UCLA 3



SEC IN THE NCAA

KNOXVILLE REGIONAL

#14 Tennessee 8, Liberty 0; Oklahoma St. 6, #14 Tennessee 1; #14 Tennessee 7, Georgia Tech 0; Oklahoma St. 6, #14 Tennessee 5

SEATTLE REGIONAL

BYU 2, Auburn 1; Auburn 2, Portland St. 1; BYU 4, Auburn 3

TUSCALOOSA REGIONAL

#2 Alabama 8, Jackson St. 0; #2 Alabama 7, Memphis 1; #2 Alabama 11, Chattanooga 1

ATHENS SUPER REGIONAL

#11 Baylor 5, #6 Georgia 1; #6 Georgia 14, #11 Baylor 2; #11 Baylor 9, #6 Georgia 2

GAINESVILLE SUPER REGIONAL

#4 Florida 9, #13 Oregon 1; #4 Florida 7, #13 Oregon 0

LEXINGTON SUPER REGIONAL

#7 California 1, Kentucky 0; Kentucky 8, #7 California 0; #7 California 9, Kentucky 0

TUSCALOOSA SUPER REGIONAL

#15 Stanford 5, #2 Alabama 2; #2 Alabama 10, #15 Stanford 0; #2 Alabama 1, #15 Stanford 0

WOMEN'S COLLEGE WORLD SERIES

#2 Alabama 1, #7 California 0; #4 Florida 6, #5 Missouri 2; #2 Alabama 3, #11 Baylor 0; #1 Arizona State 6, #4 Florida 5; #4 Florida 5, #7 California 2; #4 Florida 16, #2 Alabama 2; #4 Florida 9, #2 Alabama 2; #1 Arizona State 14, #4 Florida 4; #1 Arizona State 7, #4 Florida 2

2012

BERKELEY REGIONAL

Arkansas 3, Boston 2; Arkansas 3, California 2; California 10, Arkansas 2

COLLEGE STATION REGIONAL

LSU 1, Texas St. 0; LSU 2, Texas A&M 0; LSU 2, Texas A&M 1

GAINESVILLE REGIONAL

Florida Gulf Coast 2, Florida 1; Florida 7, UCF 1; Florida 6, Florida Gulf Coast 2; South Florida 1, Florida 0

AUSTIN REGIONAL

Houston 2, Auburn 1; Texas 6, Auburn 1

EUGENE REGIONAL

BYU 4, Mississippi St. 3; Portland St. 2, Mississippis St. 0

KNOXVILLE REGIONAL

Miami (OH) 1, Tennessee 0; Tennessee 8, UAB 0; Tennessee 8, UAB 0; Tennessee 2, Virginia Tech 1

ATHENS REGIONAL

Georgia 13, Coastal Carolina 3; Georgia 3, North Carolina 2; Georgia 2, North Carolina 1

TUSCALOOSA REGIONAL

Alabama 5, UT Martin 1; Alabama 5, South Alabama 2; Alabama 6, South Alabama 0

LOUISVILLE REGIONAL

Michigan 3, Kentucky 2; Kentucky 5, Valparaiso 4; Louisville 3, Kentucky 2

TUSCALOOSA SUPER REGIONAL

Alabama 4, Michigan 1; Alabama 4, Michigan 3

KNOXVILLE SUPER REGIONAL

Tennessee 3, Georgia 2; Georgia 1, Tennessee 0; Tennessee 2, Georgia 1

COLUMBIA SUPER REGIONAL

LSU 6, Missouri 1; Missouri 5, LSU 1; LSU 3, Missouri 1

WOMEN'S COLLEGE WORLD SERIES

Californian 5, LSU 3; Alabama 5, Tennessee 3; Alabama 2, Arizona State 1; LSU 1, South Florida 0; Oregon 3, Tennessee 1; Arizona State 6, LSU 0; Alabama 5, California 2; Oklahoma 4, Alabama 1; Alabama 8, Oklahoma 6; Alabama 5, Oklahoma 4

2013

AUSTIN REGIONAL

South Carolina 6, Houston 4; Texas 11, South Carolina 2; South Carolina 5, Houston 1; Texas 6, South Carolina 0

BATON ROUGE REGIONAL

LSU 3, Central Connecticut State 2; Louisiana-Lafayette 3, LSU 0; LSU 11, Central Connecticut State 0; Louisiana-Lafayette 1, LSU 0

COLLEGE STATION REGIONAL

Texas A&M 12, Penn 0; Texas A&M 6, Baylor 5; Baylor 9, Texas A&M 5; Texas A&M 8, Baylor 0

COLUMBIA REGIONAL

Missouri 3, Stony Brook 0; Missouri 1, Hofstra 0; Hofstra 10, Missouri 0; Missouri 5, Hofstra 0

GAINESVILLE REGIONAL

Florida 7, Hampton 1; Florida 11, South Florida 1; Florida 2, South Florida 0

KNOXVILLE REGIONAL

Tennessee 9, Longwood 0; Tennessee 1, North Carolina State 0; Tennessee 7, North Carolina State 0

LEXINGTON REGIONAL

Kentucky 2, Marshall 1; Kentucky 6, Virginia Tech 2; Virginia Tech 2, Kentucky 0; Kentucky 1, Virginia Tech 0

MOBILE REGIONAL

Florida State 5, Mississippi State 2; Mississippi State 2, Mississippi Valley State 1; South Alabama 3, Mississippi State 0

NORMAN REGIONAL

Arkansas 5, Fordham 1; Oklahoma 10, Arkansas 5; Arkansas 5, Fordham 2; Oklahoma 14, Arkansas 1

TEMPE REGIONAL

Georgia 9, San Diego State 3; Arizona State 2, Georgia 0; Georgia 3, San Diego State 2; Arizona State 2, Georgia 0

COLUMBIA REGIONAL

Washington 2, Missouri 1, (8); Washington 1, Missouri 0

GAINESVILLE SUPER REGIONAL

Florida 4, UAB 3; Florida 1, UAB 0

KNOXVILLE SUPER REGIONAL

Tennessee 3, Alabama 2; Tennessee 5, Alabama 3

NORMAN SUPER REGIONAL

Oklahoma 10, Texas A&M 2; Oklahoma 8, Texas A&M 0

TEMPE SUPER REGIONAL

Arizona State 5, Kentucky 4; Arizona State 5, Kentucky 2

WOMEN'S COLLEGE WORLD SERIES

Tennessee 9, No. 2 Florida 2; Tennessee 1, Washington 0; Florida 9, Nebraska 8 (15 innings); Texas 3, Florida 0; Tennessee 2, Texas 1; Oklahoma 5, Tennessee 3 (12 innings); Oklahoma 4, Tennessee 0

2014

ATHENS REGIONAL

Georgia 9, Chattanooga 0 (5 innings); NC State 5, Georgia 4; Georgia 3, UAB 0; Georgia 9, NC State 1; Georgia 8, NC State 0 (5 innings)

COLUMBIA REGIONAL

Missouri 6, Bradley 5 (8 innings); Missouri 6, Kansas 3; Nebraska 11, Missouri 4; Nebraska 8, Missouri 1

GAINESVILLE REGIONAL

Florida 8, Florida A&M 0 (5 innings); Florida 14, Stetson 0 (6 innings); Florida 7, UCF 0

KNOXVILLE REGIONAL

Tennessee 12, Charleston Southern 3 (5 innings); Tennessee 12, Virginia Tech 0 (5 innings); Tennessee 2, Lipscomb 0

LAFAYETTE REGIONAL

Texas 1, Mississippi State 0; Mississippi State 5, Texas Southern 3; Texas 4, Mississippi State 3



RECORDS

ALABAMA • ARKANSAS • AUBURN • FLORIDA • GEORGIA • KENTUCKY • LSU • OLE MISS

SEC IN THE NCAA

LEXINGTON REGIONAL

Kentucky 6, Ohio 1; Kentucky 2, James Madison 1; DePaul 2, Kentucky 1 (10 innings); Kentucky 10, DePaul 1 (5 innings)

MINNEAPOLIS REGIONAL

North Dakota State 5, Auburn 2; Auburn 9, Green Bay 1 (5 innings); Auburn 1, North Dakota State 0; Auburn 4, Minnesota 3 (8 innings); Minnesota 8, Auburn 6

NORMAN REGIONAL

Texas A&M 7, Hofstra 6; Oklahoma 9, Texas A&M 8; Texas A&M 7, Hofstra 0; Oklahoma 11, Texas A&M 6

TALLAHASSEE REGIONAL

South Florida 6, South Carolina 0; South Carolina 5, Fordham 4; South Florida 3, South Carolina 2

TUCSON REGIONAL

LSU 13, Louisville 9; Arizona 9, LSU 8; LSU 8, Boston Univ. 3; Arizona 13, LSU 5 (5 innings)

TUSCALOOSA REGIONAL

Alabama 13, SIU Edwardsville 3 (5 innings); Alabama 7, USC Upstate 1; Alabama 3, South Alabama 0

ATHENS SUPER REGIONAL

Baylor 9, Georgia 1 (6 innings); Baylor 6, Georgia 3

GAINESVILLE SUPER REGIONAL

Florida 9, Washington 0 (5 innings); Washington 4, Florida 3; Florida 8, Washington 0 (5 innings)

LOS ANGELES SUPER REGIONAL

UCLA 6, Kentucky 4; Kentucky 7, UCLA 3; Kentucky 7, UCLA 1

NORMAN SUPER REGIONAL

Oklahoma 8, Tennessee 1; Tennessee 4, Oklahoma 0; Oklahoma 8, Tennessee 2

TUSCALOOSA SUPER REGIONAL

Alabama 6, Nebraska 5 (12 innings); Alabama 2, Nebraska 1

WOMEN'S COLLEGE WORLD SERIES

Florida 11, Baylor 0 (5 innings); Kentucky 4, La.-Lafayette 1; Alabama 6, Oklahoma 2; Florida 4, Oregon 0; Baylor 8, Kentucky 7 (8 innings); Alabama 2, Kentucky 0; Florida 6, Baylor 3; Alabama 2, Oregon 0; Florida 5, Alabama 0; Florida 6, Alabama 3



HONORS

SECSPORTS.COM



HONORS

ALABAMA • ARKANSAS • AUBURN • FLORIDA • GEORGIA • KENTUCKY • LSU • OLE MISS

ALL-TIME HONORS

ALL-SEC

1997

First Team: P - Chelsey Sakizkie, UF; P - Trinity Johnson, SC; P - Buffy Walker, UT; C - Keri McCallum, MS; INF - Christy Kyle, UA; INF - Tara Asbill, LS; INF - Bridget Jackson, UT; INF - Tracey Reidhead, UT; DP/UTL - Tina Plew, SC; OF - Kristin Sandler, UF; OF - Chanda Lee, SC; OF - Kim Pietro, SC

Second Team: P - Tammy Kincaid, AR; P - Sarah Kniefchief, LS; C - Jennifer Cirigliano, AR; INF - Karla Countryman, UA; INF - Augrista Belford, AR; INF - Jessi Cerra, UG; INF - Ashlee Ducote, LS; INF - Karrie Rider, MS; INF - Kendra McCutcheon, SC; DP/UTL - Amanda Fine, UM; OF - Kim Blair, AU; OF - Amy Criswell, UF; OF - Stacey Newton, LS; OF - Stephanie Vaglica, UM

1998

First Team: P - Chelsey Sakizkie, UF; P - Sarah Kniefchief, LS; C - Carrie Moreman, UA; 1B - Jessi Cerra, UG; 2B - Jodi Otten, LS; 3B - Michelle Gates, MS; SS - Tara Asbill, LS; DP - Lora Pinkerton, UF; UTL - Stephanie Hastings, LS; OF - Christie Kyle, UA; OF - Stacey Newton, LS; OF - Kim Pietro, SC

Second Team: P - Penny Cope, UA; P - Brandy Landry, LS; C - Keri McCallum, MS; 1B - Mary Petrie, AU; 2B - Kelli Fitzgerald, UT; 3B - Kim Hagan, UF; SS - Kelly Kretschman, UA; DP - Tyra Perry, LS; UTL - Amanda Fine, UM; OF - Kim Rohret, UA; OF - Kristin Sandler, UF; Kenyail Norris, UT

1999

First Team: P - Ashley Lewis, LS; P - Britni, Sneed, LS; C - Kelley Askew, UA; INF - Kelly Kretschman, UA; INF - Jessi Cerra, UG; INF - Tara Asbill, LS; INF - Ashlee Ducote, LS; DP/UTL - Carrie Moreman, UA; OF - Dee Douglas, LS; OF - Trena Peel, LS; OF - Kellie Wilkerson, MS; OF - Kim Pietro, SC

Second Team: P - Shelley Laird, UA; P - Megan Matthews, SC; C - Carrie Swinford, UT; INF - Brett Erickson, AR; Ashley Boone, UF; INF - Michelle Gates, MS; INF - Kelli Fitzgerald, UT; INF - Amanda Venable, UT; DP/UTL - Keri McCallum, MS; OF - Joyce McMillin, SC; OF - Kenyail Norris, UT; OF - Lisa Warren, UT

2000

First Team: P - Shelley Laird, UA; P - Britni Sneed, LSU; C - Kerri McCallum, MS; INF - Ginger Jones, UA; INF - Ashlee Ducote, LS; INF - Stephanie Hastings, LS; INF - Tara Asbill, LS; DP/UTL - Mary Petrie, AU; OF - Kelly Kretschman, UA; OF - Ashley Boone, UF; OF - Leslie Kwiatkowski, UK; OF - Kellie Wilkerson, MS

Second Team: P - Tammy Kincaid, AR; P - Ashley Lewis, LS; C - Lacy Prejean, UA; INF - Suzanne Olcott, UA; INF - Brett Erickson, AR; INF - Shaunte' Fremin, LS; INF - Karrie Rider, MS; INF - Lora Pinkerton, UF; DP/UTL - Emily Marino, UF; OF - Christy Kyle, UA; OF - Tiffany Kruse, UK; OF - Stacey Newton, LS

2001

First Team: P - Shelley Laird, UA; P - Britni Sneed, LS; C - Lyndsey Angus, UK; INF - Ginger Jones, UA; INF - Suzanne Olcott, UA; INF - Mary Petrie, AU; INF - Stephanie Hastings, LS; DP/UTL - Jennifer Kraemer, AU; OF - Kelly Kretschman, UA; OF - Jackie McClain, UA; OF - Kellie Wilkerson, MS; OF - Ashley Moore, AU

Second Team: P - Heather Schlichtman, AR; P - Megan Matthews, SC; C - Lacy Prejean, UA; C - Adrienne Genovese, SC; INF - Ashley Boone, UF; INF - Jackie Marchetta, UF; INF - Nikki Jones, UK; INF - Christy Connor, LS; DP/UTL - Emily Marino, UF; OF - Nicole Barber, UG; OF - Dee Douglas, LS; OF - Trena Peel, LS; OF - Iyhia McMichael, MS

2002

First Team: P - Shelley Laird, UA; P - Britni Sneed, LS; C - Lyndsey Angus, UK; INF - Jackie McClain, UA; INF - Kim Wendland, UG; INF - Nikki Jones, UK; INF - Christy Connor, LS; DP/UTL - Kellie Wilkerson, MS; OF - Ashley Moore, AU; OF - Nicole Barber, UG; OF - Trena Peel, LSU; OF - Iyhia McMichael, MS

Second Team: P - Kristin Schmidt, LS; P - Megan Matthews, SC; C - Lacy Prejean, UA; INF - Kasey Angulo, AU; INF - Jackie Marchetta, UF; INF - April Janzen, LS; INF - Amber Curtis, SC; DP/UTL - Mandy Schuerman, UF; OF - Jackie Wilkins, UA; OF - Beth Fogle, UK; OF - Erin Johnson, LS; OF - Adrianna Baggetta, SC

2003

First Team: P - Jenny Gladding, UF; P - Michelle Green, UG; C - Lacy Prejean, UA; INF - Jackie McClain, UA; INF - Mylin Prieto, UF; INF - Kim Wendland, UG; INF - Danielle Quinones, SC; DP/UTL - Kristi Durant, UT; OF - Ashley Courtney, UA; OF - Lindsey Cameron, UF; OF - Nicole Barber, UG; OF - Iyhia McMichael, MS

Second Team: P - Stephanie VanBrakle, UA; P - Kristin Schmidt, LS; C - Lyndsey Angus, UK; INF - Ashley Godfrey, UG; INF - Nikki Jones, UK; INF - Christy Connor, LS; INF - Amber Rhinehart, UT; DP/UTL - Tessa Lynam, LS; DP/UTL - DeDe Justice, UM; OF - Camille Harris, LS; OF - Jodi Fittro, SC; OF - Jennifer Nelson, MS

2004

First Team: P - Kristin Schmidt, LS; P - Monica Abbott, UT; C - Sara Dean, AU; INF - Jackie McClain, UA; INF - Kim Wendland, UG; INF - Kate Jaspers, MS; INF - Kristi Durant, UT; OF - Nicole Barber, UG; OF - LaDonia Hughes, LS; OF - Leslie Klein, LS; OF - Iyhia McMichael, MS; DH/UT - Stephanie VanBrakle, UA

Second Team: P - Kristen Keyes, AU; P - Jenny Gladding, UF; C - Leigh Ann Danos, LS; INF - Staci Ramsey, UA; INF - Mylin Prieto, UF; INF - Melissa Zick, UF; INF - Lauren Delahoussauve, LS; INF - Julie Wiese, LS; OF - Capper Reed, AU; OF - Shannon Anderson, AU; OF - Nancy Crane, SC; DH/UT - Lauren Castle, LS; DH/UT - DeDe Justice, UM

2005

First Team: P - Monica Abbott, UT; P - Michelle Green, UG; C - Sara Dean, AU; IF - Paige Jones, AU; IF - Courtney Bures, MS; IF - Megan McAllister, UG; IF - Kristi Durant, UT; OF - Lindsey Cameron, UF; OF - Jackie Wilkins, UA; OF - Sarah Fekete, UT; OF - Sara Ghezzi, AU; DH/UT - Kim Wendland, UG

Second Team: P - Stephanie VanBrakle, UA; P - Emily Turner, LS; C - Ashley Courtney, UA; IF - Meghan Cornett, SC; IF - Melissa Zick, UF; IF - Jessica Doucette, UG; IF - Staci Ramsey, UA; IF - Lindsey Chutzler, UT; OF - Courtney Knight, UG; OF - Camille Harris, LS; OF - Rachel LeMaster, AR; DH/UT - Holly Currie, AU

2006

First Team: P - Stephanie VanBrakle, UA; P - Emily Turner, LS; C - Kristen Butler, UF; IF - Lindsay Schutlzler, UT; IF - Megan McAllister, UG; IF - Tonya Callahan, UT; IF - Staci Ramsey, UA; OF - Brittany Rogers, UA; OF - Sarah Fekete, UT; OF - Leslie Klein, LS; OF - Kellie Middleton, UG; DH/UT - Jordan Praytor, UA

Second Team: P - Monica Abbott, UT; P - Kasi Carroll, UG; C - Ashley Holcombe, UA; IF - Dani Woods, UA; IF - Kristina McCain, AU; IF - Chelsea Cantillo, UG; IF - Melissa Zick, UF; OF - Courtney Knight, UG; OF - Kim Waleszonia, UF; OF - Sara Ghezzi, AU; OF - Lindsey Cameron, UF; DH/UT - Jessica Doucette, UG

2007

First Team: P - Monica Abbott, UT; P - Dani Hofer, LS; C - Shannon Doepking, UT; IF - Tonya Callahan, UT; IF - Lauren Parker, UA; IF - Courtney Bures, MS; IF - Kim Waleszonia, UF; OF - India Chiles, UT; OF - Lindsay Schutlzler, UT; OF - Brittany Rogers, UA; OF - Kellie Middleton, UG; DP/UT - Jordan Praytor, UA

Second Team: P - Chrissy Owens, UA; P - Stacey Nelson, UF; C - Killian Roessner, LS; IF - Charlotte Morgan, UA; IF - Brooke Marnitz, UK; IF - Ashley Acuri, AU; IF - Melissa Zick, UF; OF - Leslie Klein, LS; OF - Dani Woods, UA; OF - Hayle Guess, MS; OF - Jazz Jackson, LS; DP/UT - Chelsea Bramlett, MS

2008

First Team: P - Stacey Nelson, UF; P - Kelsi Dunne, UA; IF - Tonya Callahan, UT; IF - Ali Gardiner, UF; IF - Courtney Bures, MS; IF - Kelley Montalvo, UA; OF - Brittany Rogers, UA; OF - Rachel Mitchell, LS; OF - Kim Waleszonia, UF; OF - Megan Wiggins, UG; C - Chelsea Bramlett, MS; DP/UT - Charlotte Morgan, UA

Second Team: P - Cody Trahan, LS; P - Anna Thompson, AU; IF - Aja Paculba, UF; IF - Kenora Posey, UT; IF - Sojourner Moody, UG; IF - Molly Johnson, UK; OF - Dani Woods, UA; OF - Jordan Praytor, UA; OF - Quinlan Duhon, LS; OF - Hayle Guess, MS; C - Ashley Holcombe, UA; DP/UT - Lauren Grill, UM

2009

First Team: P - Stacey Nelson, UF; P - Kelsi Dunne, UA; IF - Molly Johnson, UK; IF - Aja Paculba, UF; IF - Alisa Goler, UG; IF - Kelley Montalvo, UA; OF - Brittany Rogers, UA; OF - Taylor Schlopy, UG; OF - Kelsey Bruder, UF; OF - Kirsten Shortridge, LS; C - Chelsea Bramlett, MS; DP/UT - Charlotte Morgan, UA

Second Team: P - Stephanie Brombacher, UF; P - Christie Hamilton, UG; IF - Ali Gardiner, UF; IF - Tiffany Huff, UT; IF - Megan Bush, UF; IF - Brianna Hesson, UG; OF - Francesca Enea, UF; OF - Ka'ili Smith, MS; OF - Jazz Jackson, LS; OF - Myesha Finney, AU; C - Megan Yocke, UK; DP/UT - Lauren Grill, UM

2010

First Team: P - Kelsi Dunne, UA; P - Stephanie Brombacher, UF; IF - Kayla Braud, UA; IF - Megan Bush, UF; IF - Alisa Goler, UG; IF - Molly Johnson, UK; OF - Francesca Enea, UF; OF - Taylor Schlopy, UG; OF - Megan Wiggins, UG; OF - Kirsten Shortridge, LS; OF - Kat Dotson, UT; C - Chelsea Bramlett, MS; DP/UT - Charlotte Morgan, UA

Second Team: P - Rachele Fico, LS; P - Ivy Renfroe, UT; IF - Whitney Larsen, UA; IF - Kyndall White, AU; IF - Aja Paculba, UF; IF - Lauren Grill, UM; OF - Jessica Bachkora, AR; OF - Michelle Moultrie, UF; OF - Rachel Mitchell, LS; OF - Raven Chavanne, UT; C - Megan Yocke, UK; DP/UT - Miranda Dixon, AR

2011

First Team: P - Kelsi Dunne, UA; P - Brittany Mack, LS; IF - Whitney Larsen, UA; IF - Megan Bush, UF; IF - Lauren Gibson, UT; OF - Kayla Braud, UA; OF - Megan Wiggins, UG; OF - Raven Chavanne, UT; C - Megan Yocke, UK; DP/UT - Brittany Schutte, UF

Second Team: P-Hannah Rogers, UF; P-Ellen Renfroe, UT; IF - Aja Paculba, UF; IF - Brianna Hesson, UG; IF - Kara Dill, UK; IF - Anissa Young, LS; OF - Michelle Moultrie, UF; OF - Taylor Schlopy, UG; OF - Meagan Aull, UK; OF - Kelly Grieve, UT; C - Ashley Razey, UG; DP/UT - Amanda Locke, UA

2012

First Team: P - Jackie Traina, UA; P - Ellen Renfroe, UT; IF - Raven Chavanne, UT; IF - Brittany Cervantes, UK; IF - Kaila Hunt, UA; IF - Madison Shipman, UT; OF - Michelle Moultrie, UF; OF - Jennifer Fenton, UG; OF - Lauren Lackey, SC; OF - Kat Dotson, UT; C - Kristyn Sandberg, UG; DP/UT - Devon Wallace, AR

Second Team: P - Rachele Fico, LS; P - Hannah Rogers, UF; Erin Arevalo, UG; IF - Lauren Gibson, UT; IF - Lauren Guzman, AU; IF - Cassie Reilly-Boccia, UA; IF - Kara Dill, UK; OF - RT Cantillo, UM; OF - Kayla Braud, UA; OF - RT Cantillo, UM; OF - Melissa Davin, UT; C - Kendall Dawson, UA; Kelsey Horton, UF; DP/UT - Amanda Locke, UA



ALL-TIME HONORS

2013

First Team: P - Chelsea Thomas, MO; P - Hannah Rogers, UF; IF - Lauren Gibson, UT; IF - Raven Chavanne, UT; IF - Madison Shipman, UT; IF - Paige Wilson, UG; OF - Kayla Braud, UA; OF - Kat Dotson, UT; OF - Kaylee Puailoa, UG; OF - A.J. Andrews, LS; C - Jenna Marston, MO; DP/U - Lauren Haeger, UF

Second Team: P - Rachele Fico, LS; P - Kimmy Beasley, AR; IF - Samie Garcia, SC; IF - Kelsey Stewart, UF; IF - Bianka Bell, LS; IF - Kaila Hunt, UA; OF - Haylie McCleney, UA; OF - Kelsey Horton, UF; OF - Brannndi Melero, AU; OF - Jacee Blades, LS; C - Griffin Joiner, UK; DP/U - Mel Dumezich, AM

2014

First Team: P - Jaclyn Traina, UA; P - Chelsea Wilkinson, UG; P - Tori Finucane, MO; IF - Kelsey Stewart, UF; IF - Alex Hugo, UG; IF - Paige Wilson, UG; IF - Corrin Genovese, MO; IF - Madison Shipman, UT; OF - Haylie McCleney, UA; OF - Brannndi Melero, AU; OF - Taylor Gadbois, MO; OF - Melissa Davin, UT; C - Annie Aldrete, UT; DP/U - Savannah Jaquish, LS

Second Team: P - Hannah Rogers, UF; P - Kelsey Nunley, UK; P - Ellen Renfroe, UT; IF - Kasey Cooper, AU; IF - Kalia Hunt, UA; IF - Emily Carosone, AU; IF - Stephanie Tofft, UF; Nikki Sagermann, UK; OF - A.J. Andrews, LS; OF - RT Cantillo, UM; OF - Emily Albus, AM; OF - Cassie Tysarczyk, AM; C - Molly Fichtner, UA; DP/U - Devon Wallace, AR

ALL-FRESHMAN

2004

Sara Ghezzi, AU; Kristina McCain, AU; Michelle Diaz, UF; Lauren Roussell, UF; Melissa Zick, UF; Amber Janneck, UK; Leslie Klein, LS; Emily Turner, LS; Hayle Guess, MS; Monica Abbott, UT

2005

P - Megan Rhodes, UT; P - Chrissy Owens, UA; C - Shannon Doepking, UT; IF - Courtney Bures, MS; IF - Jessica Doucette, UG; IF - Dani Woods, UA; IF - Katie Vickers, UG; IF - Tonya Callahan, UT; IF - Chloe Kloezeman, UM; OF - Jessica Josker, SC; DH/UT - Jordan Praytor, UA

2006

Kelley Montalvo, UA; Brittany Rogers, UA; Tatiana Fernandez, AU; Brooke Johnson, UF; Stacey Nelson, UF; Kim Waleszonia, UF; Chelsea Cantillo, UG; Megan Miller, UK; Dani Hofer, LS; Lisa Conchos, UM; Christie Hamilton, SC; Liane Horiuchi, UT

2007

Charlotte Morgan, UA; Anna Thompson, AU; Jazz Jackson, LS; Chelsea Bramlett, MS; Jessica Bachkora, AR; Lauren Grill, UM; Tiffany Huff, UT; Molly Johnson, UK; Natalie Smith, UK; Rachel Mitchell, LS; Miranda Dixon, AR; Francesca Enea, UF; Ashley Dowdy, UM; Jessie Bailey, MS

2008

P - Kelsi Dunne, UA; P - Stephanie Brombacher, UF; IF - Aja Paculba, UF; IF - Jen Lapicki, UT; IF - Megan Bush, UF; IF - Ali Bainbridge, MS; OF - Megan Wiggins, UG; OF - Meagan Aull, UK; OF - Taylor Schlopy, UG; OF - Laura Mendes, SC; C - Megan Yocke, UK; DP/U - Tiffany DeFelice, UF

2009

P - Stephanie Brombacher, UF; P - Christie Hamilton, Georgia; IF - Ali Gardiner, UF; IF - Tiffany Huff, UT; IF - Megan Bush, UF; IF - Brianna Hesson, UG; OF - Francesca Enea, UF; OF - Ka'ili Smith, MS; OF - Jazz Jackson, LS; OF - Myesha Finney, AU; C - Megan Yocke, UK; DP/U - Lauren Grill, UM

2010

P - Rachele Fico, LS; P - Ivy Renfroe, UT; IF - Kayla Braud, UA; IF - Courtney Breault, AR; IF - Brittany Walker, UF; IF - Lauren Gibson, UT; OF - Keima Davis, UA; OF - Jessica Cooley, MS; OF - Raven Chavanne, UT; OF - Kat Dotson, UT; C - Brittany Schutte, UF; DP/U - Kelsey Horton, UF

2011

P - Hannah Rogers, UF; P - Ellen Renfroe, UT; IF - Kaila Hunt, UA; IF - Cheyenne Coyle, UA; IF - Emily Jolly, UK; IF - Madison Shipman, UT; OF - Simone Heyward, LS; OF - RT Cantillo, UM; OF - Brianna Bell, MS; C - Sam Lenahan, MS; DP/U - Morgan Estell, AU

2012

P - Kimmy Beasley, AR; P - Alyssa Bache, UF; IF - Lauren Haeger, UF; IF - Paige Wilson, UG; IF - Sami Fagan, UF; IF - Allison Brown, UM; OF - A.J. Andrews, LS; OF - Jessica Damico, UF; OF - Brannndi Melero, AU; OF - Ashley Phillips, MS; C - Griffin Joiner, UK; DP/U - Devon Wallace, AR

2013

P - Kelsey Nunley, UK; P - Chelsea Wilkinson, UG; IF - Kelsey Stewart, UF; IF - Bianka Bell, LS; IF - Geri Ann Glasco, UG; IF - Emily Carosone, AU; OF - Haylie McCleney, UA; OF - Kaylee Puailoa, UG; OF - Kirsti Merritt, UF; OF - Andrea Hawkins, UA; Tiffany Howard, AU; C - Kells Kloss, LS; DP/U - Cali Lanphear, AM

2014

P - Baylee Corbello, LS; P - Alexis Silkwood, MS; P - Tori Finucane, MO; P - Nickie Blue, SC; IF - Kasey Cooper, AU; IF - Caroline Seitz, MS; IF - Kaylea Snaer, SC; IF - Megan Geer, UT; IF - Taylor Koening, UT; OF - Justine McLean, UF; OF - Bailey Landry, LS; OF - Shaliyah Geathers, UT; C - Annie Aldrete, UT; DP/U - Savannah Jaquish, LS

ALL-DEFENSIVE

2008

P - Stacey Nelson, UF; C - Ashley Holcombe, UA; 1B - Ali Gardiner, UF; 2B - Chrissy Schoonmaker, SC; Aja Paculba, UF; 3B - Kelley Montalvo, UA; SS - Kenora Posey, UT; OF - Kim Waleszonia, UF; OF - Myesha Finney, AU; OF - Brittany Rogers, UA

2009

P - Stacey Nelson, UF; C - Ashley Holcombe, UA; 1B - Ali Gardiner, UF; 2B - Aja Paculba, UF; SS - Kristin Schnake, UG; 3B - Kelley Montalvo, UA; LF - Myesha Finney, AU; Adele Voigt, SC; CF - Brittany Rogers, UA; RF - Kelsey Bruder, UF

2010

P - Kelsi Dunne, UA; Rachele Fico, LS; C - Megan Yocke, UK; 1B - Brianna Hesson, UG; 2B - Aja Paculba, UF; SS - Molly Johnson, UK; 3B - Jessica Mouse, LS; Sandra Smith, AR; LF - Megan Wiggins, UG; CF - Kirsten Shortridge, LS; RF - Rachel Mitchell, LS; Kat Dotson, UT

2011

P - Kelsi Dunne, UA; P - Hannah Rogers, UF; C - Kendall Dawson, UA; 1B - Brianna Hesson, UG; 2B - Lauren Gibson, UT; SS - Whitney Larsen, UA; 3B - Alisa Goler, UG; LF - Megan Wiggins, UG; CF - Michelle Moultrie, UF; RF - Jazlyn Lunceford, UA

2012

P - Hannah Rogers, UF; C - Kendall Dawson, UA; 1B - Cassie Reilly-Boccia, UA; 2B - Lauren Gibson, UT; SS - Madison Shipman, UT; 3B - Brittany Cervantes, UK; LF - Ashley Langoni, LS; CF - Michelle Moultrie, UF; RF - Jaz Lunceford, UA

2013

P - Hannah Rogers, UF; C - Kendall Dawson, UA; 1B - Cassie Reilly-Boccia, UA; 2B - Lauren Gibson, UT; SS

- Madison Shipman, UT; 3B - Brittany Cervantes, UK; LF - Ashley Langoni, LS; CF - Michelle Moultrie, UF; RF - Jaz Lunceford, UA

2014

P - Hannah Rogers, UF; C - Griffin Joiner, UK; 1B - Taylor Schwartz, UF; 2B - Kelsey Stewart, UF; SS - Madison Shipman, UT; 3B - Stephanie Tofft, UF; LF - Mackenzie Sykes, MO; CF - Haylie McCleney, UA; RF - Cassie Tysarczyk, AM

SEC COACH OF THE YEAR

1997	Joyce Compton, South Carolina
1998	Larry Ray, Florida
1999	Carie Dever-Boaz, Arkansas
2000	Beth Kirchner, Kentucky
2001	Yvette Girouard, LSU
2002	Tina Deese, Auburn; Yvette Girouard, LSU; Joyce Compton, South Carolina
2003	Lu Harris-Champer, Georgia
2004	Ralph and Karen Weekly, Tennessee
2005	Lu Harris-Champer, Georgia
2006	Patrick Murphy, Alabama, Yvette Girouard, LSU
2007	Ralph and Karen Weekly, Tennessee
2008	Tim Walton, Florida
2009	Tim Walton, Florida
2010	Pat Murphy, Alabama
2011	Tim Walton, Florida Yvette Girouard, LSU
2012	Pat Murphy, Alabama
2013	Tim Walton, Florida
2014	Patrick Murphy, Alabama

SEC PLAYER OF THE YEAR

1997	Trinity Johnson, South Carolina
1998	Chelsey Sakizzie, Florida
1999	Kim Pietro, South Carolina
2000	Ashlee Ducote, LSU
2001	Britni Sneed, LSU
2002	Trena Peel, LSU
2003	Ilyhia McMichael, Mississippi State
2004	Ilyhia McMichael, Mississippi State
2005	Kim Wendland, Georgia
2006	Kristen Butler, Florida
2007	India Chiles, Tennessee
2008	Tonya Callahan, Tennessee
2009	Charlotte Morgan, Alabama
2010	Charlotte Morgan, Alabama
2011	Kelsey Bruder, Florida
2012	Michelle Moultrie, Florida
2013	Lauren Gibson, Tennessee
2014	Madison Shipman, Tennessee

SEC PITCHER OF THE YEAR

2002	Britni Sneed, LSU
2003	Michelle Green, Georgia
2004	Monica Abbott, Tennessee
2005	Monica Abbott, Tennessee; Michelle Green, Georgia
2006	Stephanie VanBrakle, Alabama
2007	Monica Abbott, Tennessee
2008	Stacey Nelson, Florida
2009	Stacey Nelson, Florida
2010	Kelsi Dunne, Alabama
2011	Kelsi Dunne, Alabama
2012	Jackie Traina, Alabama
2013	Chelsea Thomas, Missouri
2014	Jaclyn Traina, Alabama

SEC FRESHMAN OF THE YEAR

2000	Lacy Prejean, Alabama
2001	Jackie McClain, Alabama
2002	Sara Dean, Auburn; Mandy Schuerman, Florida
2003	Stephanie VanBrakle, Alabama
2004	Monica Abbott, Tennessee
2005	Courtney Bures, Mississippi State
2006	Brittany Rogers, Alabama
2007	Chelsea Bramlett, Mississippi State



HONORS

ALABAMA • ARKANSAS • AUBURN • FLORIDA • GEORGIA • KENTUCKY • LSU • OLE MISS

ALL-TIME HONORS

- 2008 Kelsi Dunne, Alabama
- 2009 Amanda Locke, Alabama
- 2010 Kayla Braud, Alabama
Rachele Fico, LSU
Kat Dotson, Tennessee
- 2011 Ellen Renfroe, Tennessee
- 2012 Devon Wallace, Arkansas
- 2013 Bianka Bell, LSU; Gerri Ann Glasco, Georgia
- 2014 Tori Finucane, Missouri

SCHOLAR-ATHLETE OF THE YEAR

- 2004 Ashley Smith, South Carolina
- 2005 Ashley Smith, South Carolina
- 2006 Ashley Smith, South Carolina
- 2007 Lindsay Schutzler, Tennessee
- 2008 Jordan Praytor, Alabama
- 2009 Lillian Hammond, Tennessee
- 2010 Jessica Bachkora, Arkansas
- 2011 Meagan Aull, Kentucky
- 2012 Jennifer Fenton, Alabama; Brittany Mack, LSU
- 2013 Jenna Marston, Missouri
- 2014 Ellen Renfroe, Tennessee

SEC PLAYERS/PITCHERS OF THE WEEK

1997

Player: 3/19 - Chanda Lee, SC; 3/26 - Lisa Wyatt, UT; 4/1 - Jennifer Cirigliano, AR; 4/8 - Christy Kyle, UA; 4/15 - Bridget Jackson, UT; 4/22 - Christy Kyle, UA; 4/29 - Kristin Sandler, UF; 5/6 - Carrie Swinford, UT

Pitcher: 3/19 - Trinity Johnson, SC; 3/26 - Trinity Johnson, SC; 4/1 - Sarah KnifeChief, LS; 4/8 - Buffy Walker, UT; 4/15 - Nikki Beers, SC; 4/22 - Trinity Johnson, SC; 4/29 - Alicia Judd, MS; 5/6 - Tammy Kincaid, AR

1998

Player: 3/17 - Jessi Cerra, UG; 3/24 - Kelly Kretschman, UA; 3/31 - Michelle Gates, MS; 4/7 - Christy Kyle, UA; 4/14 - Tyra Perry, LS; 4/21 - Carrie Moreman, UA; 4/28 - Kim Pietro, SC; 5/5 - Jodi Ramirez, UT

Pitcher: 3/17 - Chelsey Sakizzie, UF; 3/24 - Rhonda Coffelt, UG; 3/31 - Sarah KnifeChief, LS; 4/7 - Tammy Kincaid, AR; 4/14 - Buffy Walker, UT; 4/21 - Chelsey Sakizzie, UF; 4/28 - Autumn Anderson, MS; 5/5 - Chelsey Sakizzie, UF

1999

Player: 2/16 - Trena Peel, LS; 2/23 - Beth Adams, UG; 3/2 - Ashley Moore, AU; 3/9 - Keri McCallum, MS; 3/16 - Keli Fitzgerald, UT; 3/23 - Ashlee Ducote, LS; 3/30 - Marcella Passarelli, AU; 4/6 - Lisa Warren, UT; 4/13 - Kelly Kretschman, UA; 4/20 - Amanda Venable, UT; 4/27 - Wendy Cork, AU; 5/4 - Emily Marino, UF; 5/11 - Ashley Boone, UF

Pitcher: 2/16 - Megan Matthews, SC; 2/23 - Natalie Price, UG; 3/2 - Shelly Laird, UA; 3/9 - Megan Matthews, SC; 3/16 - Natalie Price, UG; 3/23 - Natalie Price, UG; 3/30 - Penny Cope, UA; 4/6 - Autumn Anderson, MS; 4/13 - Jackie Beavers, UT; 4/20 - Tammy Kincaid, AR; 4/27 - Megan Matthews, SC; 5/4 - Shelley Laird, UA; 5/11 - Tammy Kincaid, AR

2000

Player: 2/14 - Suzanne Olcott, UA; 2/21 - Kellie Wilkerson, MS; 2/28 - Ashley Lewis, LS; 3/6 - Jen Kraemer, AU; 3/13 - Karrie Rider, MS; 3/20 - Stephanie Hastings, LS; 3/27 - Ashlee Ducote, LS; 4/3 - Ginger Jones, UA/Keri McCallum, MS; 4/10 - Shaunte' Fremin, LS; 4/17 - Erin Stoker, AR; 4/24 - Lyndsey Angus, UK; 5/1 - Marie Petrie, AU; 5/8 - Leslie Kwiatkowski, UK

Pitcher: 2/14 - Renise Landry, UF; 2/21 - Tammy Kincaid, AR; 2/28 - Megan Matthews, SC; 3/6 - Natalie Price, UG; 3/13 - Ashley Lewis, LS; 3/20 - Beth Dieter, UF/Shelley Laird, UA; 3/27 - Keary Camunas, UK; 4/3

- Britni Sneed, LS/Megan Matthews, SC; 4/10 - Julie Linder, UA; 4/17 - Britni Sneed, LS; 4/24 - Natalie Price, UG; 5/1 - Britni Sneed, LS; 5/8 - Beth Dieter, UF

2001

Player: 2/19 - Ashley Moore, AU; 2/26 - Kelly Kretschman, UA; 3/5 - Nicole Barber, UG; 3/12 - Kelly Kretschman, UA; 3/19 - Megann Steege, LS; 3/26 - Iyhia McMichael, MS; 4/2 - Jackie McClain, UA; 4/9 - Ashley Boone, UF; 4/16 - Lyndsey Angus, UK; 4/23 - Kelly Kretschman, UA; 4/30, Beth Fogle, UK; 5/7, Marie Petrie, AU

Pitcher: 2/12 - Britni Sneed, LS; 2/19 - Nicole Borg, UT; 2/26, Megan Matthews, SC; 3/5, Heather Schlichtman, AR; 3/12, Britni Sneed, LS; 3/19, Shelley Laird, UA; 3/26, Rachel Talley, AR; 4/2, Jennifer Pursell, MS; 4/9, Britni Sneed, LS; 4/16 - Nicole Urban, UG; 4/23 - Megan Matthews, SC; 4/30, Megan Matthews, SC; 5/7, Nichole Urban, UG

2002

Player: 2/12 - Ashley Courtney, UA; 2/19 - Kim Wendland, UG; 2/26 - Michelle Tyree, UG; 3/4 - Courtney Mitchell, AR; 3/11 - Adrianna Wilson, UT; 3/18 - Amber Curtis, SC; 3/25 - Trena Peel, LS; 4/1 - Sara Dean, AU; 4/8 - Nicole Barber, UG; 4/15 - Meghan Cornett, SC; 4/22 - Jackie McClain, UA; 4/29 - Jacke Marchetta, UF; 5/6 - Kellie Wilkerson, MS

Pitcher: 2/12 - Kasey Whitehead, MS; 2/19 - Stephanie Humphrey, UT; 2/26 - Shelley Laird, UA; 3/4 - Erin Wright, AU; 3/11 - Britni Sneed, LS; 3/18 - Britni Sneed, LS; 3/25 - Heather Schlichtman, AR; 4/1 - Britni Sneed, LS; 4/8 - Aleca Johnson, SC; 4/15 - Shelley Laird, UA; 4/22 - Kristin Keyes, AU; 4/29 - Britni Sneed, LS; 5/6 - Kristin Keyes, AU

2003

Player: 2/3 - Ashley Courtney, UA; 2/10 - Shannon McKeon, UG; 2/17 - Julie Wiese, LS; 2/24 - Jackie McClain, UA; 3/3 - Stacey Jennings, UT; 3/10 - Lindsey Cameron, UF; 3/17 - DeDe Justice, UG; 3/24 - Mylin Prieto, UF; 3/31 - Iyhia McMichael, MS; 4/7 - Jackie McClain, UA; 4/14 - Ashley Godfrey, UG; 4/21 - Julie Wiese, LS; 4/30 - Nicole Barber, UG; 5/5 - Nicole Barber, UG

Pitcher: 2/3 - Michelle Green, UG; 2/10 - Melanie Henkes, SC; 2/17 - Jenny Gladding, UF; 2/24 - Melissa Massey, MS; 3/3 - Michelle Green, UG; 3/10 - Kristin Schmidt, LS; 3/17 - Stacey Johnson, SC; 3/24 - Michelle Green, UG; 3/31 - Stacey Johnson, SC; 4/7 - Stephanie Humphrey, UT; 4/14 - Kristen Keyes, AU; 4/21 - Jenny Gladding; 4/30 - Crystalie Wolfe, UK; 5/5 - Stephanie Humphrey, UT

2004

Player: 2/3 - 2/9 - Samantha Jennings, SC; 2/16 - Amber Rhinehart, UT; 2/23 - Iyhia McMichael, MS; 3/1 - Lauren Castle, LS; 3/8 - Mylin Prieto, UF; 3/15 - Stephanie VanBrakle, UA; 3/22 - Nancy Crane, SC; 3/29 - Sara Dean, AU; 4/5 - Kim Wendland, UG; 4/12 - Kate Jaspers, MS; 4/19 - Stephanie VanBrakle, UA; 4/26 - Ashley Godfrey, UG; 5/4 - Capper Reed, UA; 5/11 - Jackie Wilkins, UA

Pitcher: 2/9 - Monica Abbott, UT; 2/16 - Erin Wright, UA; 2/23 - Heather Schlichtman, AR; 3/1 - Michelle Green, UG; 3/8 - Kristen Keyes, AU; 3/15 - Kristin Schmidt, LS; Katie Griffith, UG; 3/29 - Monica Abbott, UT; 4/5 - Monica Abbott, UT; 4/12 - Monica Abbott, UT; 4/19 - Kristin Schmidt, LS; 4/26 - Kristen Keyes, AU; 5/3 - Kristin Schmidt, LS; 5/11 - Kelli Miller, MS

2005

Player: 2/7 - Courtney Bures, MS; 2/14 - Katherine Card, UT; 2/21 - Ashley Courtney, UA; 2/28 - Lindsay Schutzler, UT; 3/7 - Jessica Josker, SC; 3/14 - Meghan Cornett, SC; 3/21 - Sarah Fekete, UT; 3/28 - Ashley Courtney, UG; 4/4 - Sara Dean, AU; 4/11 - Megan McAllister, UG; 4/18 - Staci Ramsey, UA; 4/25 - Mindy O'Malley, AR; 5/2 - Paige Jones, AU; 5/9 - Mandy Schuerman, UF

Pitcher: 2/7 - Monica Abbott, UT; 2/14 - Stephanie VanBrakle, UA; 2/21 - Mary Jane Callahan, UM; 2/28 - Michelle Green, UG; 3/7 - Monica Abbott, UT; 3/14 - Monica Abbott, UT; 3/21 - Michelle Green, UG; 3/28 - Stacey Stevens, UF; 4/4 - Michelle Green, UG; 4/11 - Stacey Stevens, UF; 4/18 - Emily Turner, LS; 4/25 - Holly Currie, AU; 5/2 - Monica Abbott, UT; 5/9 - Monica Abbott, UT

2006

Player: 2/6 - Dani Woods, UA; 2/13 - Lindsay Schutzler, UT; 2/20 - Melissa Zick, UF; 2/27 - Vanessa Soto, LS; 3/6 - Sarah Fekete, UT; 3/13 - Jordan Praytor, UA; 3/20 - Dominique Accetturo, UA; 3/27 - Dani Woods, UA; 4/3 - Megan McAllister, UG; 4/10 - Jessica Doucette, UG; 4/17 - Kristen Butler, UF; 4/24 - Megan McAllister, UG; 5/1 - Dani Woods, UA

Pitcher: 2/6 - Monica Abbott, UT; 2/13 - Stephanie VanBrakle, UA; 2/20 - Holly Currie, AU; 2/27 - Stephanie Comeaux, MS; 3/6 - Stephanie VanBrakle, UA; 3/13 - Monica Abbott, UT; 3/20 - Katy Henry, AR; 3/27 - Stephanie VanBrakle, UA; 4/3 - Stephanie VanBrakle, UA; 4/10 - Emily Turner, LS; 4/17 - Monica Abbott, UT; 4/24 - Mary Jane Callahan, UM; 5/1 - Dana Brill, UM

2007

Player: 2/13 - Brooke Marnitz, UK; 2/20 - Brittany Rogers, UA; 2/26 - Lauren Parker, UA; 3/6 - Killian Roessner, LS; 3/13 - Kellie Middleton, UG; 3/20 - Leslie Klein, LS; 3/27 - Andrea Smith, LS; 4/3 - Lindsay Schutzler, UT; 4/10 - Dani Woods, UA; 4/17; India Chiles, UT; 4/24 - Sammie Jo Bailey, MS; 5/1 - Kim Waleszonnia, UF; 5/7 - Tonya Callahan, UT

Pitcher: 2/13 - Monica Abbott, UT; 2/20 - Monica Abbott, UT; 2/26 - Dani Hofer, LS; 3/6 - Monica Abbott, UT; 3/13 - Danie Hofer, LS; 3/20 - Mary Jane Callahan, UM; 3/27 - Stacey Nelson, UF; 4/3 - Emily Turner, LS; 4/10 - Monica Abbott, UT; 4/17 - Melissa Hendon, SC; 4/24 - Emily Turner, LS; 5/1 - Blair Potter, UA; 5/7 - Kasi Carroll, UG

Freshman: 2/13 Charlotte Morgan, UA; 2/20 - Anna Thompson, AU; 2/26 - Lindsay Walker, SC; 3/6 Molly Johnson, UK; 3/13 - Charlotte Morgan, UA; 3/20 - Charlotte Morgan, UA; 3/27 - Natalie Smith, UK; 4/3 - Chelsea Bramlett, MS; 4/10 - Chelsea Bramlett, MS; 4/17 - Becky Nye, UM; 4/24 - Jazz Jackson, LS; 5/1 - Anna Thompson, AU; 5/7 - Molly Johnson, UK

2008

Player: 2/11 - Chelsea Bramlett, MS; 2/18 - Brittany Rogers, UA; 2/25 - Miranda Dixon, AR; 3/3 - Mary Ratliff, UF; 3/10 - Kelley Montalvo, UA; 3/17 - Killian Roessner, LS; 3/24 - Charlotte Morgan, UA; 3/31 - Ali Gardiner, UF; 4/7 - Charlotte Morgan, UA; 4/14 - Lauren Grill, UM; 4/21 - Tonya Callahan, UT; 4/28 - Rachel Mitchell, LS; 5/5 - Quinlan Duhon, LS

Pitcher: 2/11 - Ashton Ward, UT; 2/18 - Stacey Nelson, UF; 2/25 - Stacey Nelson, UF; 3/3 - Kate Gaskill, UG; 3/10 - Dani Hofer, LS; 3/17 - Kate Gaskill, UG; 3/24 - Dani Hofer, LS; 3/31 - Brittany Day, AU; 4/7 - Melissa Hendon, SC; 4/14 - Miranda Dixon, AR; 4/21 - Kelsi Dunne, UA; 4/28 - Tara Willitt, UM; 5/5 - Kelsi Dunne, UA

Freshman: 2/11 - Ashton Ward, UT; 2/18 - Misty Flesher, MS; 2/25 - Kelsi Dunne, UA; 3/3 - Jen Lapicki, UT; 3/10 - Laura Mendes, SC; 3/17 - Aja Paculba, UF; 3/24 - Courtney Nesbit, MS; 3/31 - Sarah Cloud, UG; 4/7 - Jen Lapicki, UT; 4/14 - Misty Flesher, MS; 4/21 - Brittany Bell, MS; 4/28 - Megan Wiggins, UG; 5/5 - Megan Wiggins, UG

2009

Player: 2/9 - Tiffany Huff, UT; 2/16 - Francesca Enea, UF; 2/23 - Alisa Goler, UG; 3/2 - Francesca Enea, UF; 3/9 - Kristin Schnack, UG; 3/16 - Jessica Spigner, UT; 3/23 - Rachel Mitchell, LS; 3/30 - Ali Bainbridge, MS; 4/6 - Lauren Grill, UM; 4/13 - Nicole Kajitani, UT; 4/20 - Charlotte Morgan, UA; 4/27 - Molly Johnson, UK; 5/4 - Taylor Schlopy, UG



ALL-TIME HONORS

Pitcher: 2/9 - Becky Nye, UM; 2/16 - Stephanie Brombacher, UF; 2/23 - Anna Thompson, AU; 3/2 - Stacey Nelson, UF; 3/9 - Kelsi Dunne, UA; 3/16 - Stacey Nelson, UF; 3/23 - Miranda Dixon, AR; 3/30 - Christie Hamilton, UG; 4/6 - Kelsi Dunne, UF; 4/13 - Audrey Broyes, SC; 4/20 - Stacey Nelson, UF; 4/27 - Kelsi Dunne, UA; 4/5 - Christie Hamilton, UG

Freshman: 2/9 - Jenee Loree, AU; 2/16 - Amanda Locke, UA; 2/23 - Cat Hosfield, UT; 3/2 - Chanda Bell, UK; 3/9 - Ka'ili Smith, MS; 3/16 - Chanda Bell, UK; 3/23 - Brittany Griffiths, AR; 3/30 - Lindsey Dunlap, MS; 4/6 - Cassandra Reilly-Boccia, UA; 4/13 - Juliana Santos, LS; 4/20 - Lindsey Dunlap, MS; 4/27 - Rachel Riley, UK; 4/5 - Ka'ili Smith, MS

2010

Player: 2/15 - Brittany Cervantes, UK; 2/22 - Raven Chavanne, UT; 3/1 - Chelsea Bramlett, MS; 3/8 - Francesca Enea, UF; 3/15 - Kirsten Shortridge, LS; 3/22 - Charlotte Morgan, UA; 3/29 - Kat Dotson, UT; 4/5 - Miranda Dixon, AR; 4/12 - Taylor Schlopy, UG; 4/19 - Megan Wiggins, UG; 4/26 - Jessica Mouise, LS; 5/3 - Kirsten Shortridge, LS; 5/10 - Kyndall White, AU

Pitcher: 2/15 - Sarah McCloud, UG; 2/22 - Erin Arevalo, UG; 3/1 - Erin Arevalo, UG; 3/8 - Anna Thompson, AU; 3/15 - Anna Thompson, AU; 3/22 - Cody Trahan, LS; 3/29 - Ivy Renfro, UT; 4/5 - Ensley Gammel, UF; 4/12 - Kelsey Dunne, UA; 4/19 - Rachele Fico, LS; 4/26 - Rachele Fico, LS; 5/3 - Stephanie Brombacher, UF; 5/10 - Anna Thompson, AU

Freshman: 2/15 - Kylie Vry, MS; 2/22 - Kayla Braud, UA; 3/1 - Raven Chavanne, UT; 3/8 - Ivy Renfro, UT; 3/15 - Kayla Braud, UA; 3/22 - Rachele Fico, LS; 3/29 - Kayla Braud, UA; 4/5 - Hope McLemore, AR; 4/12 - Brittany Schutte, UF; 4/19 - Hannah Milks, SC; 4/26 - Erin Nesbit, MS; 5/3 - Courtney Breault, AR; 5/10 - Lauren Gibson, UT

2011

Player: 2/13 - Raven Chavanne, UT; 2/21 - Brittany Cervantes, UK; 3/1 - Megan Wiggins, UG; 3/8 - Kat Dotson, UT; 3/14 - Megan Yocke, UK; 3/21 - Kelsey Bruder, UF; 3/29 - Brianna Hesson; 4/4 - Meagan Aull, UK; 4/12 - Anissa Young, LS; 4/18 - Kelsey Bruder, UF; 4/25 - Kelsey Bruder, UF; 5/2 - Raven Chavanne, UT; 5/9 - Amanda Locke, UA;

Pitcher: 2/13 - Stephanie Brombacher; 2/21 - Stephanie Brombacher, UF; 3/1 - Hannah Rogers, UF; 3/8 - Brittany Mack, LS; 3/14 - Kelsi Dunne, UA; 3/21 - Jackie Traina, UA; 3/29 - Ellen Renfro, UT; 4/4 - Kelsi Dunne, UA; 4/12 - Brittany Mack, LSU; 4/18 - Ellen Renfro, UT; 4/25 - Brittany Mack, LSU; 5/2 - Lauren Schmalz, AU; 5/9 - Hannah Rogers, UF

Freshman: 2/13 - Julie Sarratt, SC; 2/21 - Jackie Traina, UA; 3/1 - Jackie Traina, UA; 3/8 - Dana Hathorn, SC; 3/14 Marogan Montemayor, UG; 3/21 - Ellen Renfro, UT; 3/29 - Morgan Montemayor, UG; 4/4 - Ellen Renfro, UT; 4/12 Melissa Davin, UT; 4/18 - Julie Sarratt, SC; 4/25 - Julie Sarratt, SC; 5/2 - Cheyenne Coyle, UF; 5/9 - Simone Heyward, LS

2012

Player: Wk. 1 - Amanda Locke, UA; Wk. 2 - Brittany Schutte, UF; Wk. 3 - Raven Chavanne, UT; Wk. 4 - Jessica Cooley, MS; Wk. 5 - Londen Ladner, UM; Wk. 6 - Jennifer Fenton, UA; Wk. 7 - Michelle Moultrie, UF; Wk. 8 - Kaila Hunt, UA; Wk. 9 - Madison Shipman, UT; Wk. 10 - Kaili Smith, MS; Wk. 11 - Amanda Locke, UA; Wk. 12 - Raven Chavanne, UT; Wk. 13 - Brittany Cervantes, UK

Pitcher: Wk. 1 - Ellen Renfro, UT; Wk. 2 - Lauren Schmalz, AU; Wk. 3 - Jenee Loree, AU; Wk. 4 - Ivy Renfro, UT; Wk. 5 - Jenee Loree, AU; Wk. 6 - Jackie Traina, UA; Wk. 7 - Brittany Mack, LS; Wk. 8 - Jackie Traina, UA; Wk. 9 - Jackie Traina, UA; Wk. 10 - Lauren Cumbess, UK; Wk. 11 - Stephanie Becker, MS; Wk. 12 - Chanda Bell, UK; Wk. 13 - Chanda Bell, UK

Freshman: Wk. 1 - Sami Fagan, UF; Wk. 2 - Lauren Haeger, UF; Wk. 3 - Paige Wilson, UG; Wk. 4 - Griffin Joyner, UK; Wk. 5 - Lauren Haeger, UG; Wk. 6 - Lauren Haeger, UF; Wk. 7 - Paige Wilson, UG; Wk. 8 - Kristen Struett, SC; Wk. 9 - Sami Fagan, UF; Wk. 10 - Kimmy Beasley, AR; Wk. 11 - Paige Wilson, UG; Wk. 12 - Kimmy Beasley, AR; Wk. 13 - Paige Wilson, UG

2013

Player: 2/11 - Kelsey Stewart, UF; 2/18 - Nicole Hudson, MO; 2/25 - Mel Dumezich, AM; 3/4 - Devon Wallace, AR; 3/11 - Brianna Little, UF; 3/18 - Lauren Gibson, UT; 3/25 - Raven Chavanne, UT; 4/1 - Devon Wallace, AR; 4/8 - Molly Fichtner, UA; 4/15 - Kelsey Stewart, UF; 4/22 - Lauren Gibson, UT; 4/29 - Lauren Haeger, UF; 5/6 - Paige Wilson, UG

Pitcher: 2/11 - Rachele Fico, LS; 2/18 - Chelsea Thomas, MO; 2/25 - Chelsea Thomas, MO and Alison Owen, MS; 3/4 - Alison Owen, MS; 3/11 - Rachele Fico, UF; 3/18 - Lauren Haeger, UF and Chelsea Thomas, MO; 3/25 - Hannah Rogers, UF; 4/1 - Hannah Rogers, UF; 4/8 - Ellen Renfro, UT; 4/15 - Kelsey Nunley, UK; 4/22 - Chelsea Thomas, MO; 4/29 - Audry Broyles, SC; 5/6 - Chelsea Thomas, MO

Freshman: 2/11 - Haylie McCleney, UA; 2/18 - Geri Ann Glasco, UG; 2/25 - Haylie McCleney, UA; 3/4 - Haley Culley, UM; 3/11 - Christian Stokes, UK; 3/18 - Tina Iosefa, UG; 3/25 - Geri Ann Glasco, UG; 4/1 - Bianka Bell, LS; 4/8 - Bianka Bell, LS; 4/15 - Geri Ann Glasco, UG; 4/22 - Kaylee Puaioa, UG; 4/29 - Kelsey Nunly, UK; 5/6 - Katie Marks, SC

2014

Player: 2/10 - Griffin Joiner, UK; 2/17 - Lauren Haeger, UF; 2/24 - Clarisa Navarro, AR and Geri Ann Glasco, UG; 3/3 - Lauren Haeger, UF; 3/10 - Nicole Morgan, AM; 3/17 - Alex Hugo, UG; 3/24 - Madison Shipman, UT; 3/31 - Ashlyn Masters, SC; 4/7 - Allison Falcon, LS; 4/14 - Madison Shipman, UT; 4/21 - Stephanie Tofft, UF; 4/28 - Corrin Genovese, MO; 5/5 - Codee Yeske, SC

Pitcher: 2/10 - Lauren Haeger, UF; 2/17 - Ellen Renfro, UT; 2/24 - Ellen Renfro, UT; 3/3 - Kelsey Selman, LS; 3/10 - Carly Hummel, UM; 3/17 - Julie Sarratt, SC; 3/24 - Jaclyn Traina, UA; 3/31 - Ellen Renfro, UT; 4/7 - Tori Finucane, MO; 4/14 - Alison Owen, MS; 4/21 - Alexis Silkwood, MS; 4/28 - Tori Finucane, MO; 5/5 - Chelsea Wilkinson, UG

Freshman: 2/10 - Baylee Corbello, LSU; 2/17 - MS; 2/24 - Nickie Blue, SC; 3/3 - Alexis Silkwood, MS; 3/10 - Kasey Cooper, AU; 3/17 - Annie Aldrete, UT; 3/24 - Abby Donnell, TAMU; 3/31 - Annie Aldrete, UT; 4/7 - Shannon Smith, UK; 4/14 - Kelli Schkade, MO; 4/21 - Savannah Jaquish, LSU; 4/28 - Kasey Cooper, AU; 5/5 - Sydney Littlejohn, UA

LOUISVILLE SLUGGER/NFCA ALL-AMERICANS

1997

FIRST TEAM: Trinity Johnson, SC

SECOND TEAM: Tina Plew, SC

1998

SECOND TEAM: Kelly Kretschman, UA

THIRD TEAM: Chelsey Sakizzie, UF; Jodi Otten, LS

1999

FIRST TEAM: Ashlee Ducote, LS; Kim Pietro, SC

SECOND TEAM: Kelly Kretschman, UA; Kellie Wilkerson, MS

THIRD TEAM: Carrie Moreman, UA

2000

FIRST TEAM: Ginger Jones, UA; Kelly Kretschman, UA; Ashlee Ducote, LS; Stephanie Hastings, LS; Kerri McCallum, MS; Kellie Wilkerson, MS

SECOND TEAM: Britni Sneed, LS

THIRD TEAM: Shelley Laird, UA; Tara Asbill, LS

2001

FIRST TEAM: Britni Sneed, LS; Kelly Kretschman, UA; Kellie Wilkerson, MS

SECOND TEAM: Shelley Laird, UA; Jackie McClain, UA; Ashley Moore, AU

THIRD TEAM: Suzanne Olcott, UA

2002

FIRST TEAM: Ashley Courtney, UA; Britni Sneed, LS

SECOND TEAM: Jackie McClain, UA; Nicole Barber, UG; Trena Peel, LS; Kellie Wilkerson, MS

THIRD TEAM: Kim Wendland, UG

2003

FIRST TEAM: Iyhia McMichael, MS

SECOND TEAM: Jackie McClain, UA; Michelle Green, UG; Nicole Barber, UG

THIRD TEAM: Kristin Schmidt, LS

2004

FIRST TEAM: Monica Abbott, UT; Kim Wendland, UG; Nicole Barber, UG; Iyhia McMichael, MS

SECOND TEAM: LaDonia Hughes, LS; Kristin Schmidt, LS

THIRD TEAM: Kristen Keyes, AU; Sara Dean, AU; Leslie Klein, LS; Jackie McClain, UA

2005

FIRST TEAM: Monica Abbott, UT; Kim Wendland, UG; Courtney Bures, MS; Sarah Fekete, UT

SECOND TEAM: Michelle Green, UG; Ashley Courtney, UA; Kristi Durant, UT; Holly Currie, AU; Lindsay Schutlzler, UT; Stephanie VanBrakle, UA

THIRD TEAM: Paige Jones, AU

2006

FIRST TEAM: P-Monica Abbott, UT; SS-Lindsay Schutlzler, UT; OF-Sarah Fekete, UT; DP-Kristi Durant, UT; AL-Tonya Callahan, UT

SECOND TEAM: OF-Kellie Middleton, UG; AL-Stephanie VanBrakle, UA

THIRD TEAM: P-Emily Turner, LS; 3B-Megan McAllister, UG; OF-Brittany Rogers, UA; UT-Jessica Doucette, UG; AL-Leslie Klein, LS

2007

FIRST TEAM: 2B-Lauren Parker, UA; OF-India Chile, UT; U/Non-P-Chelsea Bramlett, MS; C-Killian Roessner, LS; P-Monica Abbott, UT

SECOND TEAM: P-Stacey Nelson, UF; 1B-Tonya Callahan, UT; OF-Brittany Rogers, UA; At-Large/OF-Lindsay Schutlzler, UT

THIRD TEAM: P-Christy Owens, UA; At-Large/2B-Kim Waleszonja, UF

2008

FIRST TEAM: P-Stacey Nelson, UF; C-Chelsea Bramlett, MS; 1B-Ali Gardiner, UF; 3B-Tonya Callahan, UT; OF-Brittany Rogers, UA; UT/Non-P-Lauren Grill, UM; AT-Large/SS-Courtney Bures, MS; At-Large/3B-Kelley Montalvo, UA; At-Large/UT-P-Charlotte Morgan, UA

SECOND TEAM: 2B-Aja Paculba, UF; At-Large/OF-Francesca Enea, UF

THIRD TEAM: P-Kelsi Dunne, UA; At-Large/OF-Kim Waleszonja, UF

2009

FIRST TEAM: P-Kelsi Dunne, UA; P-Stacey Nelson, UF; C-Chelsea Bramlett, MS; 3B-Alisa Goler, UG; At-Large/U-P-Charlotte Morgan, UA; At-Large/OF-Taylor Schlopy, UG

SECOND TEAM: P-Stephanie Brombacher, UF; 1B-Tiffany Huff, UT; 2B-Aja Paculba, UF; SS-Molly Johnson, UK; OF-Kelsey Bruder, UF; OF-Francesca Enea, UF; OF-Brittany Rogers, UA

THIRD TEAM: OF-Kirsten Shortridge, LS



HONORS

ALABAMA • ARKANSAS • AUBURN • FLORIDA • GEORGIA • KENTUCKY • LSU • OLE MISS

ALL-TIME HONORS

2010

FIRST TEAM: C – Chelsea Bramlett, MS; OF – Kirsten Shortridge, LS

SECOND TEAM: OF – Taylor Schlopy, UG; OF – Francesca Enea, UF; UT/P – Charlotte Morgan, UA; 2B – Kayla Braud, UA; 3B – Alisa Goler, UG

THIRD TEAM: SS – Lauren Grill, UM; OF – Raven Chavanne, UT; UT/Non-P/DP – Miranda Dixon, AR; P – Stephanie Brombacher, UF; OF – Kat Dotson, UT; P – Kelsi Dunne, UA

2011

FIRST TEAM: 1B – Megan Bush, UF; 2B – Lauren Gibson, UT; OF – Kayla Braud, UA; OF – Kelsey Bruder, UF; UT/P – Jackie Traina, UA; At-Large/P – Kelsi Dunne, UA; At-Large/UT – NP Brittany Schutte, UF

SECOND TEAM: P – Hannah Rogers, UF; OF – Raven Chavanne, UT; OF – Megan Wiggins, UG; At-Large/3B – Alisa Goler, UG; At-Large/SS – Whitney Larsen, UA

2012

FIRST TEAM: P – Ellen Renfro, UT; 2B – Lauren Gibson, UT; OF – Michelle Moultrie, UF; At-Large/P – Rachele Fico, LS; At-Large/UT-P – Jackie Traina, UA

SECOND TEAM: P – Hannah Rogers, UF; 3B – Raven Chavanne, UT; SS – Kaila Hunt, UA; UT/Non-P/DP – Amanda Locke, UA; At-Large/C – Kristyn Sandberg, UG; At-Large/SS – Madison Shipman, UT

THIRD TEAM: P – Erin Arevalo, UG; OF – Jennifer Fenton, UA

2013

FIRST TEAM: 2B – Lauren Gibson, UT; 3B – Raven Chavanne, UT; SS – Madison Shipman, UT; OF – Kayla Braud, UA; At Large/P – Chelsea Thomas, Mizz; At Large/UT/P – Lauren Haeger, UF
second team: P – Hannah Rogers, UF; OF – Raven Chavanne, UT; OF – Megan Wiggins, UG; At-Large/3B – Alisa Goler, UG; At-Large/SS – Whitney Larsen, UA

SECOND TEAM: OF – Haylie McCleney, UA; UT/Non-P or DP – Cali Lanphear, TAMU; At-Large/2B – Kaila Hunt, UA

THIRD TEAM: 1B – Geri Ann Glasco, Uga; OF – A. J. Andrews, LSU; UT/P – Jackie Traina, UA; At-Large/UT-P – Mel Dumezich, TAMU

2014

FIRST TEAM: P – Jaclyn Traina, UA; 2B – Alex Hugo, UG; OF – Haylie McCleney; OF – Branndi Meler, AU; At Large/SS – Madison Shipman, UT; At-Large/2B – Kelsey Stewart, UF

SECOND TEAM: UT/Non-P or DP – Savannah Jaquish, LS; At-Large/3B – Kasey Cooper, AU; At-Large/C – Annie Aldrete, UT; At-Large-P – Chelsea Wilkinson, UG

THIRD TEAM: 2B – Emily Carosone, AU; Taylor Gadbois, MO; At-Large/P – Hannah Rogers; At-Large/OF – Cassie Tysarczyk, AM





SEC IN THE FINAL POLLS

SEC IN THE FINAL ESPN.COM/USA SOFTBALL POLL

2003

- 7. Alabama
- 14. Georgia
- 17. LSU
- 24. South Carolina

2004

- 2. LSU
- 12. Alabama
- 13. Georgia
- 16. Tennessee
- 20. Auburn
- 25. Florida

2005

- 3. Tennessee
- 7. Alabama
- 10. Georgia
- 22. Auburn

2006

- 4. Tennessee
 - 7. Alabama
 - 10. LSU
 - 13. Georgia
- Receiving Votes: Auburn

2007

- 2. Tennessee
- 10. LSU
- 11. Alabama
- 15. Florida
- 24. South Carolina

2008

- 3. Florida
 - 4. Alabama
 - 17. Tennessee
 - 18. Georgia
 - 19. LSU
- Receiving Votes: Mississippi State

2009

- 2. Florida
 - 3. Alabama
 - 4. Georgia
 - 16. Tennessee
 - 19. LSU
- Receiving Votes: Kentucky

2010

- 3. Tennessee
- 4. Georgia
- 6. Florida
- 8. Alabama
- 18. LSU

2010

- 2. Florida
- 3. Alabama
- 9. Georgia
- 12. Kentucky
- 16. Tennessee
- 22. LSU

2012

- 1. Alabama

- 6. LSU
- 7. Tennessee
- 10. Georgia
- 16. Florida

2013

- 2. Tennessee
- 5. Florida
- 10. Alabama
- 11. Missouri
- 12. Kentucky
- 13. Texas A&M
- 16. LSU
- 22. Georgia

2014

- 1. Florida
- 2. Alabama
- 6. Kentucky
- 11. Tennessee
- 12. Georgia
- 18. Missouri
- 21. Auburn
- 22. LSU

SEC IN THE FINAL USA TODAY/NFCA COACHES POLL

1997

- 7. South Carolina

1998

- 13. LSU
- 25. Florida

1999

- 11. LSU
- 19. South Carolina

2000

- 6. Alabama
- 9. LSU
- 21. Mississippi State
- 22. South Carolina
- 25. Florida

2001

- 3. LSU
- 10. Alabama
- 23. South Carolina

2002

- 9. LSU
- 12. South Carolina
- 22. Georgia

2003

- 7. Alabama
- 11. Georgia
- 15. LSU
- 21. South Carolina

2004

- 3. LSU
- 12. Alabama
- 13. Georgia
- 16. Tennessee
- 20. Auburn
- 25. Florida

2005

- 3. Tennessee
- 7. Alabama
- 9. Georgia
- 20. Auburn

2006

- 4. Tennessee
 - 7. Alabama
 - 11. LSU
 - 13. Georgia
 - 22. Auburn
- Receiving Votes - Florida

2007

- 2. Tennessee
- 9. Alabama
- 10. LSU
- 14. Florida
- 21. South Carolina

2008

- 3. Florida
- 4. Alabama
- 14. Tennessee

- 17. Georgia
 - 18. LSU
- Receiving Votes: Mississippi State, Auburn

2009

- 2. Florida
 - 3. Alabama
 - 4. Georgia
 - 19. LSU
 - 20. Tennessee
- Receiving Votes: Kentucky

2010

- 3. Georgia
 - 4. Tennessee
 - 6. Florida
 - 9. Alabama
 - 19. LSU
- Receiving Votes: Kentucky

2011

- 2. Florida
- 3. Alabama
- 9. Georgia
- 13. Kentucky
- 18. Tennessee
- 22. LSU

2012

- 1. Alabama
- 6. Tennessee
- 7. LSU

- 10. Georgia
 - 18. Florida
- Receiving votes: Kentucky, Arkansas

2013

- 2. Tennessee
- 5. Florida
- 10. Alabama
- 11. Missouri
- 13. Texas A&M
- 14. Kentucky
- 18. LSU

2014

- 1. Florida
- 2. Alabama
- 6. Kentucky
- 12. Tennessee
- 13. Georgia
- 19. Missouri
- 20. Auburn
- 21. LSU
- 25. Texas A&M





HONORS

ALABAMA • ARKANSAS • AUBURN • FLORIDA • GEORGIA • KENTUCKY • LSU • OLE MISS

ACADEMIC HONOR ROLL

1999

Kelley Askew Alabama
 Amy Bernard Alabama
 Kristi Black Alabama
 Penny Cope Alabama
 Kristi Frenier Alabama
 Ginger Jones Alabama
 Kelly Kretschman Alabama
 Christy Kyle Alabama
 Jennifer Bottoms Arkansas
 Jennifer Cirigliano Arkansas
 Dana Gulick Arkansas
 Elizabeth Landgraf Arkansas
 Christy Ralph Arkansas
 Katherine Skaife Arkansas
 Sheri Wharmund Arkansas
 Rebecca Cleary Auburn
 Wendy Cork Auburn
 Ashley Boone Florida
 Jennifer Cordero Florida
 Elizabeth Dieter Florida
 Jennifer Lutsi Florida
 Emily Marino Florida
 Beth Adams Georgia
 Chrissy Gavin Georgia
 Stephanie Halminski Georgia
 Laurin Makohon Georgia
 Kim McClung Georgia
 Natalie Price Georgia
 Lisa Schutt Georgia
 Michelle Bucci Kentucky
 Keary Camunas Kentucky
 Tiffany Kruse Kentucky
 Leslie Kwiatkowski Kentucky
 Sarah Snider Kentucky
 Tara Asbill LSU
 April Janzen LSU
 Sophia Mount LSU
 Stacey Newton LSU
 Taryn Perry LSU
 Trisha Ward LSU
 Auburne Ziober LSU
 Kara Chapman Ole Miss
 Kaci Coffee Ole Miss
 Amanda Fine Ole Miss
 Mandy Shklar Ole Miss
 Heather Swinney Ole Miss
 Stephanie Vaglica Ole Miss
 Allison Willrath Ole Miss
 Bobbi Wurth Ole Miss
 Autumn Anderson Miss. State
 Chris Bushby Miss. State
 Tracy Clark Miss. State
 Michelle Gates Miss. State
 Jennifer Hehnke Miss. State
 Nichole Henry Miss. State
 Kendell Kimbrough Miss. State
 A.J. Lott Miss. State
 Keri McCallum Miss. State
 Karrie Rider Miss. State
 Robyn Schlagheck Miss. State
 Megan Donohoo S. Carolina
 Kim Pietro S. Carolina
 Leanna Troesh S. Carolina
 Jamie Williams S. Carolina
 Sarah Ayres Tennessee

Kenyail Norris Tennessee
 Jennifer Steele Tennessee
 Maria Torres Tennessee

2000

Kelley Askew Alabama
 Ginger Jones Alabama
 Kelly Kretschman Alabama
 Christy Kyle Alabama
 Suzanne Olcott Alabama
 Kristi Frenier Alabama
 Paula White Alabama
 Jennifer Bottoms Arkansas
 Jennifer Cirigliano Arkansas
 Katy Skaife Arkansas
 Sheri Wharmund Arkansas
 Tiffany Woolley Arkansas
 Becky Cleary Auburn
 Jennifer Kraemer Auburn
 Kimball Pratt Auburn
 Ashley Boone Florida
 Elizabeth Dieter Florida
 Emily Marino Florida
 Andrea Zimbardi Florida
 Jennifer Cordero Florida
 Jennifer Lutsi Florida
 Lara Pinkerton Florida
 Beth Adams Georgia
 Stephanie Halminski Georgia
 Laurin Makohon Georgia
 Kim McClung Georgia
 Natalie Price Georgia
 Peyton Rhodes Georgia
 Melanie Robertson Georgia
 Lisa Schutt Georgia
 Colleen Boddy Kentucky
 Michelle Bucci Kentucky
 Keary Camunas Kentucky
 Angie Dal Pozzo Kentucky
 Sandi Dengler Kentucky
 Beth Fogle Kentucky
 Jennifer Howland Kentucky
 Tiffany Kruse Kentucky
 Leslie Kwiatkowski Kentucky
 Tracie Potts Kentucky
 Sarah Snider Kentucky
 Tara Asbill LSU
 Stephanie Hastings LSU
 Stacey Newton LSU
 Taryn Perry LSU
 Jennifer Schuelke LSU
 Britni Sneed LSU
 Julie Stashko LSU
 Auburne Ziober LSU
 Kara Chapman Ole Miss
 Kaci Coffee Ole Miss
 Jamie Cummings Ole Miss
 Mackenzie Emel Ole Miss
 Amanda Fine Ole Miss
 Mandy Shklar Ole Miss
 Heather Swinney Ole Miss
 Allison Willrath Ole Miss
 Bobbi Worth Ole Miss
 Audra Wadsworth Ole Miss
 Korrie Kashuba Ole Miss
 Christine Bushby Miss. State
 Jennifer Hehnke Miss. State

Kendell Kimbrough Miss. State
 Keri McCallum Miss. State
 Robyn Schlagheck Miss. State
 Michelle Gates Miss. State
 Nichole Henry Miss. State
 Anna Joyce Lott Miss. State
 Karrie Rider Miss. State
 Megan Donohoo S. Carolina
 Megan Matthews S. Carolina
 Joyce McMillin S. Carolina
 Jamie Williams S. Carolina
 Nicole Murray Tennessee
 Maria Torres Tennessee

2001

Kelley Askew Alabama
 Lise DeBruin Alabama
 Ginger Jones Alabama
 Christy Kyle Alabama
 Kelly Kretschman Alabama
 Suzanne Olcott Alabama
 Jennifer Reach Alabama
 Jennifer Bottoms Arkansas
 Kimberly Eiben Arkansas
 Tiffany Woolley Arkansas
 Julie Young Arkansas
 Rebecca Cleary Auburn
 Jennifer Kraemer Auburn
 Kimball E. Pratt Auburn
 Kim Freeland Auburn
 Jennifer Hammock Auburn
 Robin Thornburg Auburn
 Catherine Landry Florida
 Emily Marino Florida
 Nicole Michael Florida
 Andrea Zimbardi Florida
 Jennifer Brown Florida
 Laurin Makohon Georgia
 Julie Raiskums Georgia
 Melanie Robertson Georgia
 Colleen Boddy Kentucky
 Michelle Bucci Kentucky
 Angela Dal Pozzo Kentucky
 Sandi Dengler Kentucky
 Beth Fogle Kentucky
 Jennifer Howland Kentucky
 Tiffany Kruse Kentucky
 Leslie Kwiatkowski Kentucky
 Tracie Potts Kentucky
 Sarah Snider Kentucky
 Tara Asbill LSU
 Stephanie Hastings LSU
 Stacey Newton LSU
 Taryn Perry LSU
 Jennifer Schuelke LSU
 Britni Sneed LSU
 Julie Stashko LSU
 Julie Wiese LSU
 Auburne Ziober LSU
 Jamie Cummings Ole Miss
 Mackenzie Emel Ole Miss
 Lindsay Price Ole Miss
 Julie Baumann Ole Miss
 Jillian Best Miss. State
 Jennifer Jessup Miss. State
 Anna Joyce Lott Miss. State
 Jennifer Nelson Miss. State
 Robyn Schlagheck Miss. State
 Cheri Smith Miss. State
 Kasey Whitehead Miss. State
 Kellie Wilkerson Miss. State

Christine Bushby Miss. State
 Jennifer Hehnke Miss. State
 Nichole Henry Miss. State
 Kendell Kimbrough Miss. State
 Keri McCallum Miss. State
 Karrie Rider Miss. State
 Megan Donohoo S. Carolina
 Jodi Fitro S. Carolina
 Megan Matthews S. Carolina
 Joyce McMillin S. Carolina
 Stephanie Humphrey Tennessee
 Janette Koshell Tennessee
 Nicole Murray Tennessee
 Melissa Radley Tennessee
 Maria Torres Tennessee
 Amanda Ven Able Tennessee
 Jackie Beavers Tennessee

2002

Kelley Askew Alabama
 Suzanne Olcott Alabama
 Jennifer Reach Alabama
 Kelly Kretschman Alabama
 Ginger Jones Alabama
 Shelley Laird Alabama
 Jen Bottoms Arkansas
 Nicole Deeter Arkansas
 Kim Eiben Arkansas
 Kelli Nims Arkansas
 Tiffany Woolley Arkansas
 Julie Young Arkansas
 Arin Cobb Auburn
 Kimberly Freeland Auburn
 Jennifer Hammock Auburn
 Jennifer Kraemer Auburn
 Kimball Pratt Auburn
 Jennifer Brown Florida
 Jacqueline Marchetta Florida
 Emily Marino Florida
 Priscilla Walden Florida
 Andrea Zimbardi Florida
 Laurin Makohon Georgia
 Julie Raiskums Georgia
 Melanie Robertson Georgia
 Michelle Tyree Georgia
 Kirsten Vaughn Georgia
 Morgan Marr Kentucky
 Lindsey Angus Kentucky
 Angela Dal Pozzo Kentucky
 Sandi Dengler Kentucky
 Beth Fogle Kentucky
 Jennifer Howland Kentucky
 Tiffany Kruse Kentucky
 Leslie Kwiatkowski Kentucky
 Beth Wiegand Kentucky
 Jill Crawford LSU
 April Janzen LSU
 Britni Sneed LSU
 Julie Wiese LSU
 Auburne Ziober LSU
 Jamie Cummings Ole Miss
 Mackenzie Emel Ole Miss
 Phyllis Manley Ole Miss
 Lindsay Price Ole Miss
 Amber Slaton Ole Miss
 Julie Baumann Ole Miss
 Tina Sclafani Ole Miss



ACADEMIC HONOR ROLL

Jillian Best Miss. State
 Jennifer Jessup Miss. State
 Anna Joyce Lott Miss. State
 Jennifer Nelson Miss. State
 Robyn Schlagheck Miss. State
 Kasey Whitehead Miss. State
 Megan Donohoo S. Carolina
 Jodi Fitro S. Carolina
 Megan Matthews S. Carolina
 Joyce McMillin S. Carolina
 Stephanie Humphrey Tennessee
 Janette Koshell Tennessee
 Hannah Low Tennessee
 Maura Mollet Tennessee
 Nicole Murray Tennessee
 Melissa Radley Tennessee
 Maria Torres Tennessee

2003

Casey Cockrum Alabama
 Angela Johnson Alabama
 Jackie McClain Alabama
 Suzanne Olcott Alabama
 Jennifer Reach Alabama
 Leah White Alabama
 Kim Eiben Arkansas
 Lisa Nieman Arkansas
 Kelli Nims Arkansas
 Blaire Woodward Arkansas
 Tiffany Woolley Arkansas
 Julie Young Arkansas
 Lindsey Chitwood Auburn
 Kimberly M. Freeland Auburn
 Tyanne M. Fries Auburn
 Jennifer A. Hammock Auburn
 Jennifer L. Lofton Auburn
 Martha M. Phillips Auburn
 Nicole Baldwin Florida
 Jennifer Brown Florida
 Ashley Cutcliff Florida
 Jessica Franklin Florida
 Jenilee Garner Florida
 Ashlie Goble Florida
 Brittani Houghton Florida
 Amanda Knowles Florida
 Jackie Marchetta Florida
 Stacy Rosen Florida
 Mandy Schuerman Florida
 Priscilla Walden Florida
 Andrea Zimbardi Florida
 Amy Brannan Georgia
 Kristen Bell Georgia
 Katie Lewis Georgia
 Molly McWilliams Georgia
 Julie Raiskums Georgia
 Michelle Tyree Georgia
 Lyndsey Angus Kentucky
 Kimberly Brooks Kentucky
 Meghan Cooper Kentucky
 Angela Dal Pozzo Kentucky
 Sandi Dengler Kentucky
 Beth Fogle Kentucky
 Rachel Friberg Kentucky
 Jennifer Howland Kentucky
 Nneka Jones Kentucky
 Morgan Marr Kentucky
 Lindsey Howard LSU

April Janzen LSU
 Tessa Lynam LSU
 Sarah Meadors LSU
 Britni Sneed LSU
 Julie Wiese LSU
 Julie Baumann Ole Miss
 Andrea Brahs Ole Miss
 Leslie Day Ole Miss
 Britte Hardy Ole Miss
 Megan Kozar Ole Miss
 Desiree Layman Ole Miss
 Lindsay Price Ole Miss
 Lindsey Whatley Ole Miss
 Jillian Best Miss. State
 Blaire Brown Miss. State
 Kathryn Jaspers Miss. State
 Jennifer Jessup Miss. State
 Tanelda McDonald Miss. State
 Iyhia McMichael Miss. State
 Amy Mosley Miss. State
 Lindsay Nelson Miss. State
 Krystal Tillman Miss. State
 Jennifer Waterman Miss. State
 Adrianna Baggetta S. Carolina
 Amber Curtis S. Carolina
 Jodi Fitro S. Carolina
 Kristin Hall S. Carolina
 Samantha Jennings S. Carolina
 Megan Matthews S. Carolina
 Danielle Quinones S. Carolina
 Melissa Sandel S. Carolina
 Derbalee Troesh S. Carolina
 Nicole Borg Tennessee
 Stephanie Humphrey Tennessee
 Nicole Murray Tennessee
 Maria Torres Tennessee

2004

Ashley Courtney Alabama
 Emily Currie Alabama
 Angela Johnson Alabama
 Jackie McClain Alabama
 Capper Reed Alabama
 Stephanie VanBrakle Alabama
 Leah White Alabama
 Jackie Wilkins Alabama
 Erin Wright Alabama
 Jennifer Wright Alabama
 Michele Bisaccia Arkansas
 Ashley Carter Arkansas
 Nicole Deefer Arkansas
 Shana Easley Arkansas
 Melissa Johnson Arkansas
 Valanna Lyons Arkansas
 Melinda O'Malley Arkansas
 Blaire Perry Arkansas
 Heather Schlichtman Arkansas
 Lindsey R. Chitwood Auburn
 Sara E. Dean Auburn
 Jennifer M. Diaz Auburn
 Camis L. Fenn Auburn
 J. Paige Jones Auburn
 Martha M. Phillips Auburn
 Nicole Baldwin Florida
 Kristen Butler Florida
 Lindsey Cameron Florida
 Jenilee Garner Florida

Jennifer Gladding Florida
 Amanda Knowles Florida
 Amanda Moore Florida
 Lindsay Norfleet Florida
 Laura Templeton Florida
 Mirelis Torres Florida
 Michelle Green Georgia
 Jade Jarvis Georgia
 Katie Lewis Georgia
 Megan Cooper Kentucky
 Rachel Friberg Kentucky
 Amy Kendall Kentucky
 Lori Melchi Kentucky
 Leigh Ann Danos LSU
 Stephanie Hill LSU
 LaDonia Hughes LSU
 Leslie Klein LSU
 Kristin Schmidt LSU
 Julie Wiese LSU
 Jill Bandhauer Ole Miss
 Andrea Brahs Ole Miss
 Jordan Chitwood Ole Miss
 Deann Justice Ole Miss
 Desiree Layman Ole Miss
 Amanda Ott Ole Miss
 Blaire Brown Miss. State
 Kathryn Jaspers Miss. State
 Jennifer Jessup Miss. State
 Tanelda McDonald Miss. State
 Iyhia McMichael Miss. State
 Shannon Miller Miss. State
 Lindsey Nelson Miss. State
 Meagan O'Nan Miss. State
 Stephanie Owens Miss. State
 Krystal Tillman Miss. State
 Jennifer Waterman Miss. State
 Brandi Watkins Miss. State
 Callye Williams Miss. State
 Meghan Cornett S. Carolina
 Nancy Crane S. Carolina
 Amber Curtis S. Carolina
 Kristin Hall S. Carolina
 Melanie Henkes S. Carolina
 Samantha Jennings S. Carolina
 Stacey Johnson S. Carolina
 Melissa Sandel S. Carolina
 Ashley Smith S. Carolina
 Kristi Durant Tennessee
 Stephanie Humphrey Tennessee
 Lauren Mattox Tennessee
 Amber Rhinehart Tennessee

2005

Mandy Burford Alabama
 Ashley Courtney Alabama
 Emily Currie Alabama
 Kellie Deska Alabama
 Lindsey R. Chitwood Auburn
 Stephanie VanBrakle Auburn
 Jackie Wilkins Auburn
 Zenobia Davison Arkansas
 Shana Easley Arkansas
 Kallie Fogle song Arkansas
 Rachel LeMaster Arkansas
 Valanna Lyons Arkansas
 Melinda O'Malley Arkansas
 Blaire Perry Arkansas

Sarah Topham Arkansas
 Lolani Alvarez Auburn
 Sara Dean Auburn
 Sara Ghezzi Auburn
 Jean Jones Auburn
 Robin Martin Auburn
 Nicole Russo Auburn
 Lauren Walton Auburn
 Nicole Baldwin Florida
 Kristen Butler Florida
 Ashlie Goble Florida
 Amanda Knowles Florida
 Lindsay Norfleet Florida
 Tiandra Ponteen Florida
 Amanda Schuerman Florida
 Shelley Stevens Florida
 Stacey Stevens Florida
 Laura Templeton Florida
 Mirelis Torres Florida
 Marie Vogler Florida
 Melissa Zick Florida
 Kasi Carroll Georgia
 Melissa Cook Georgia
 Jodi Dyer Georgia
 Michelle Green Georgia
 Katie Griffith Georgia
 Jade Jarvis Georgia
 Katie Lewis Georgia
 Kelsey Todd Georgia
 Katie Campbell Kentucky
 Ashley Fertic Kentucky
 Gina Florence Kentucky
 Megan Glenn Kentucky
 Amber Janneck Kentucky
 Amy Kendall Kentucky
 Emily Marks Kentucky
 Lori Melchi Kentucky
 Jessica Nance Kentucky
 Gretchen Prugh Kentucky
 Jennifer Sibert Kentucky
 Lauren Delahoussaye LSU
 Stephanie Hill LSU
 Kristen Hobbs LSU
 Mary Jane Callahan Ole Miss
 Jordan Chitwood Ole Miss
 Stacy McCommon Ole Miss
 Amanda Ott Ole Miss
 Stephanie Comeaux Miss. State
 Kathryn Cooley Miss. State
 Blair Geddings Miss. State
 Hayle Guess Miss. State
 Sara Hickerson Miss. State
 Jennifer Jessup Miss. State
 Kathryn Johnson Miss. State
 Michelle Kinney Miss. State
 Tanelda McDonald Miss. State
 Keri McFarling Miss. State
 Kelli Miller Miss. State
 Callye Williams Miss. State
 Meghan Cornett S. Carolina
 Kristin Hall S. Carolina
 Melanie Henkes S. Carolina
 McKenna Hughes S. Carolina
 Aleca Johnson S. Carolina
 Darcy Norem S. Carolina
 Margaret Person S. Carolina
 Chrissy Schoonmaker S. Carolina



HONORS

ALABAMA • ARKANSAS • AUBURN • FLORIDA • GEORGIA • KENTUCKY • LSU • OLE MISS

ACADEMIC HONOR ROLL

Ashley Smith S. Carolina
 Brittany Bessho Tennessee
 Katherine Card Tennessee
 India Chiles Tennessee
 Ashley Cline Tennessee
 Kristi Durant Tennessee
 Sarah Fekete Tennessee
 Lindsay Schutzler Tennessee

2006

Dominique Accetturo Alabama
 Kellie Deska Alabama
 Katie Johnson Alabama
 Chrissy Owens Alabama
 Blair Potter Alabama
 Jordan Praytor Alabama
 Staci Ramsey Alabama
 Stephanie VanBrakle Alabama
 Dani Woods Alabama
 Shana Easley Arkansas
 Kallie Foglesong Arkansas
 Katy Henry Arkansas
 Dayna Huckabee Arkansas
 Rachel LeMaster Arkansas
 Mindy O'Malley Arkansas
 Kayce Odle Arkansas
 Blaire Perry Arkansas
 Jorja Bell Auburn
 Holly Currie Auburn
 Sara Ghezzi Auburn
 Robin Martin Auburn
 Nicole Russo Auburn
 Lauren Walton Auburn
 Kristen Butler Florida
 Lindsay Norfleet Florida
 Stacie Pestrak Florida
 Mary Ratliff Florida
 Shelley Stevens Florida
 Stacey Stevens Florida
 Laura Templeton Florida
 Mirelis Torres Florida
 Melissa Zick Florida
 Kasi Carroll Georgia

Jodi Dyer Georgia
 Ashley Godfrey Georgia
 Katie Griffith Georgia
 Becky Mohl Georgia
 Kelsey Todd Georgia
 Samantha Allen Kentucky
 Meghan Cooper Kentucky
 Ashley Dimkich Kentucky
 Ashley Fertic Kentucky
 Gina Florence Kentucky
 Megan Glenn Kentucky
 Amy Kendall Kentucky
 Brooke Marnitz Kentucky
 Lori Melchi Kentucky
 Jennifer Sibert Kentucky
 Lauren Delahoussaye LSU
 Quinlan Duhon LSU
 Dee Dee Henderson LSU
 Stephanie Hill LSU
 Kristen Hobbs LSU
 Megan Jolly LSU
 Killian Roessner LSU
 Andrea Smith LSU
 Emily Turner LSU

Kayla Mosley Ole Miss
 Mandy Ott Ole Miss
 Lauren Rowe Ole Miss
 Erin Faircloth Ole Miss
 Cathy Hacker Ole Miss
 Nakita Boyce Miss. State
 Courtney Bures Miss. State
 Stephanie Comeaux Miss. State
 Kathryn Cooley Miss. State
 Blair Geddings Miss. State
 Hayle Guess Miss. State
 Sara Hickerson Miss. State
 Lindsay Hunley Miss. State
 Kathryn Johnson Miss. State
 Michelle Kinney Miss. State
 Gina McCloud Miss. State
 Allison Meyer Miss. State
 Kelli Miller Miss. State
 Callye Williams Miss. State
 Jessica Barnes S. Carolina
 Melanie Henkes S. Carolina
 McKenna Hughes S. Carolina
 Kristi Hutchins S. Carolina
 Jessica Josker S. Carolina
 Lisa Longo S. Carolina
 Anna McDaniel S. Carolina
 Stefanie Norman S. Carolina
 Margaret Person S. Carolina
 Shannon Pouliot S. Carolina
 Christina Schoonmaker S. Carolina
 Ashley Smith S. Carolina
 Whitney Wierzbicki S. Carolina
 Monica Abbott Tennessee
 Katherine Card Tennessee
 India Chiles Tennessee
 Shannon Doepking Tennessee
 Kristi Durant Tennessee
 Sarah Fekete Tennessee
 Megan Rhodes Tennessee
 Caitlin Ryan Tennessee
 Lindsay Schutzler Tennessee

2007

Mallory Benak Alabama
 Kellie Deska Alabama
 Kellie Eubanks Alabama
 Ashley Holcombe Alabama
 Katie Johnson Alabama
 Kelley Montalvo Alabama
 Chrissy Owens Alabama
 Lauren Parker Alabama
 Blair Potter Alabama
 Jordan Praytor Alabama
 Brittany Rogers Alabama
 Dani Woods Alabama
 Whitney Cloer Arkansas
 Brandy Foust Arkansas
 Hillary Freeman Arkansas
 Katy Henry Arkansas
 Dayna Huckabee Arkansas
 Kayla Johnson Arkansas
 Rachel Lemaster Arkansas
 Jocelyne Moncrief Arkansas
 Jorja Bell Auburn
 Sara Ghezzi Auburn
 Nicole Russo Auburn
 Lauren Walton Auburn

Brittany Handy Florida
 Kristina Hilberth Florida
 Brooke Johnson Florida
 Savana Kelly Florida
 Stacey Nelson Florida
 Mary Ratliff Florida
 Stacey Stevens Florida
 Kimberly Waleszonina Florida
 Melissa Zick Florida
 Kathleen Backer Georgia
 Kasi Carroll Georgia
 Megan McAllister Georgia
 Kellie Middleton Georgia
 Rebecca Mohl Georgia
 Kristin Schnake Georgia
 Melissa Wood Georgia
 Samantha Allen Kentucky
 Rebecca Bishop Kentucky
 Lindsay Brogdon Kentucky
 Ashley Dimkich Kentucky
 Elizabeth Fadde Kentucky
 Ashley Fertic Kentucky
 Gina Florence Kentucky
 Brooke Marnitz Kentucky
 Katie Campbell Kentucky
 Jennifer Sibert Kentucky
 Quinlan Duhon LSU
 Deshondra Henderson LSU
 Kristen Hobbs LSU
 Andrea Smith LSU
 Emily Turner LSU
 Erin Faircloth Ole Miss
 Elizabeth Holbert Ole Miss
 Michelle May Ole Miss
 Jessica Plemons Ole Miss
 Lauren Rowe Ole Miss
 Sammie Jo Bailey Miss. State
 Nakita Boyce Miss. State
 Courtney Bures Miss. State
 Stephanie Comeaux Miss. State
 Katie Cooley Miss. State
 Hayle Guess Miss. State
 Blair Hewett Miss. State
 Sara Hickerson Miss. State
 Lindsay Hunley Miss. State
 Katie Johnson Miss. State
 Michelle Kinney Miss. State
 Gina McCloud Miss. State
 Kelli Miller Miss. State
 Jessica Barnes S. Carolina
 Cagney Davis S. Carolina
 McKenna Hughes S. Carolina
 Jessica Josker S. Carolina
 Lisa Longo S. Carolina
 Rebecca Martinez S. Carolina
 Anna McDaniel S. Carolina
 Ashton Payne S. Carolina
 Kate Pouliot S. Carolina
 Chrissy Schoonmaker S. Carolina
 Jacqueline Wetherbee S. Carolina
 Whitney Wierzbicki S. Carolina
 Monica Abbott Tennessee
 Tonya Callahan Tennessee
 Katherine Card Tennessee
 India Chiles Tennessee
 Shannon Doepking Tennessee
 Sarah Fekete Tennessee

Allison Fulmer Tennessee
 Jennifer Griffin Tennessee
 Lillian Hammond Tennessee
 Liane Horiuchi Tennessee
 Megan Rhodes Tennessee
 Caitlin Ryan Tennessee
 Lindsay Schutzler Tennessee

2008

Kellie Eubanks Alabama
 Ashley Holcombe Alabama
 Katie Johnson Alabama
 Kelley Montalvo Alabama
 Charlotte Morgan Alabama
 Chrissy Owens Alabama
 Lauren Parker Alabama
 Jordan Praytor Alabama
 Brittany Rogers Alabama
 Jessica Smith Alabama
 Dani Woods Alabama
 Jessica Bachkora Arkansas
 Whitney Cloer Arkansas
 Miranda Dixon Arkansas
 Hillary Freeman Arkansas
 Dayna Huckabee Arkansas
 Teighynne Hulsey Arkansas
 Kayla Johnson Arkansas
 Jocelyn Moncrief Arkansas
 Brittany Robison Arkansas
 Sandra Smith Arkansas
 Jessica Waddle Arkansas
 Brandy Baze Arkansas
 Samantha Buckner Arkansas
 Brandy Foust Arkansas
 Jorja Bell Auburn
 Brittany Day Auburn
 Lindsay Harrelson Auburn
 Krista Klein Auburn
 Jessica Martin Auburn
 Anna Thompson Auburn
 Francesca Enea Florida
 Alexandra Gardiner Florida
 Brittany Handy Florida
 Kristina Hilberth Florida
 Brooke Johnson Florida
 Stacey Nelson Florida
 Mary Ratliff Florida
 Kim Waleszonina Florida
 Kathleen Backer Georgia
 Norie Glazebrook Georgia
 Kristin Schnake Georgia
 Samantha Allen Kentucky
 Lindsay Brogdon Kentucky
 Ashley Dimkich Kentucky
 Molly Johnson Kentucky
 Megan Jolly Kentucky
 Katie McCarty Kentucky
 Natalie Smith Kentucky
 Quinlan Duhon LSU
 Dee Dee Henderson LSU
 Rachel Mitchell LSU
 Cody Trahan LSU
 Lisa Conchos Ole Miss
 Alise Doubt Ole Miss
 Ashley Dowdy Ole Miss
 Erin Faircloth Ole Miss
 Courtnie Ghinaudo Ole Miss



ACADEMIC HONOR ROLL

Elizabeth Holbert Ole Miss
 Aly Presswood Ole Miss
 Lauren Rowe Ole Miss
 Amber Tramp Ole Miss
 Jessica Bailey Miss. State
 Sammie Jo Bailey Miss. State
 Megan Bateman Miss. State
 Nakita Boyce Miss. State
 Chelsea Bramlett Miss. State
 Courtney Bures Miss. State
 Hayle Guess Miss. State
 Lindsay Hunley Miss. State
 Gina McCloud Miss. State
 Jessica Barnes S. Carolina
 Sarah Conwell S. Carolina
 Cagney Davis S. Carolina
 Melissa Hendon S. Carolina
 Jessica Josker S. Carolina
 Ashton Payne S. Carolina
 Kate Pouliot S. Carolina
 Chrissy Schoonmaker S. Carolina
 Adele Voigt S. Carolina
 Jacqueline Wetherbee S. Carolina
 Whitney Wierzbicki S. Carolina
 Tonya Callahan Tennessee
 India Chiles Tennessee
 Shannon Doepking Tennessee
 Allison Fulmer Tennessee
 Lillian Hammond Tennessee
 Tiffany Huff Tennessee
 Nicole Kajitani Tennessee
 Danielle Pieroni Tennessee
 Megan Rhodes Tennessee
 Caitlin Ryan Tennessee
 Erinn Webb Tennessee

2009

Catherine Dozier Alabama
 Kelsi Dunne Alabama
 Kellie Eubanks Alabama
 Ashley Holcombe Alabama
 Whitney Larsen Alabama
 Amanda Locke Alabama
 Kelley Montalvo Alabama
 Charlotte Morgan Alabama
 Lauren Parker Alabama
 Brittany Rogers Alabama
 Jessica Bachkora Arkansas
 Amanda Caldwell Arkansas
 Rebecca Carden Arkansas
 Whitney Cloer Arkansas
 Leslie Dixon Arkansas
 Hillary Freeman Arkansas
 Amie Hubbard Arkansas
 Teighynne Hulsey Arkansas
 Kayla Johnson Arkansas
 Layne McGuirt Arkansas
 Jocelyne Moncrief Arkansas
 Miranda Dixon Arkansas
 Brittany Robison Arkansas
 Sandra Smith Arkansas
 Jessica Waddle Arkansas
 Lindsey Wells Arkansas
 Katie Colton Auburn
 Lindsey Harrelson Auburn
 Holly Ragsdale Auburn
 Aurora Salter Auburn

Anna Thompson Auburn
 Cassie Trosclair Auburn
 Ami Austin Florida
 Stephanie Brombacher Florida
 Kelsey Bruder Florida
 Megan Bush Florida
 Tiffany Defelice Florida
 Francesca Enea Florida
 Alexandra Gardiner Florida
 Shaunice Harris Florida
 Kristina Hilberth Florida
 Danyell Hines Florida
 Jacqueline Johnson Florida
 Stacey Nelson Florida
 Kristine Priebe Florida
 Kimberly Waleszonia Florida
 Jennifer Auger Georgia
 Alisa Goler Georgia
 Sarah McCloud Georgia
 Christina Reed Georgia
 Taylor Schlopy Georgia
 Kristin Schnake Georgia
 Molly Johnson Kentucky
 Destinee Mordecai Kentucky
 Annie Rowlands Kentucky
 Natalie Smith Kentucky
 Megan Yocke Kentucky
 Ashley Applegate LSU
 Jessica Mouse LSU
 Tiffany Shaw LSU
 Kirsten Shortridge LSU
 Cody Trahan LSU
 Ashley Dowdy Ole Miss
 Courtney Ghinaudo Ole Miss
 Molly Goza Ole Miss
 Michelle May Ole Miss
 Lindsey Perry Ole Miss
 Jessie Bailey Miss. State
 Sammie Jo Bailey Miss. State
 Ali Bainbridge Miss. State
 Chelsea Bramlett Miss. State
 Misty Flesher Miss. State
 Allie Heon Miss. State
 Courtney Nesbit Miss. State
 Laurie Siebert Miss. State
 Jessie Spain Miss. State
 Ashley Chastain S. Carolina
 Sarah Conwell S. Carolina
 Cagney Davis S. Carolina
 Patricia Fulmer S. Carolina
 Cassandra Gogreve S. Carolina
 Lisa Longo S. Carolina
 Laura Mendes S. Carolina
 Ashton Payne S. Carolina
 Kate Pouliot S. Carolina
 Jill Semento S. Carolina
 Adele Voigt S. Carolina
 Lindsay Walker S. Carolina
 Jacqueline Wetherbee S. Carolina
 Allison Fulmer Tennessee
 Kelly Grieve Tennessee
 Lillian Hammond Tennessee
 Tiffany Huff Tennessee
 Nicole Kajitani Tennessee
 Ashton Ward Tennessee
 Erinn Webb Tennessee

2010

Catherine Dozier Alabama
 Lisa Elizondo Alabama
 Jennifer Fenton Alabama
 Olivia Gibson Alabama
 Whitney Larsen Alabama
 Jazlyn Lunceford Alabama
 Charlotte Morgan Alabama
 Cassie Reilly-Boccia Alabama
 Jessica Smith Alabama
 Jessica Bachkora Arkansas
 Amanda Caldwell Arkansas
 Rebecca Carden Arkansas
 Kim Jones Arkansas
 Elizabeth McGuirt Arkansas
 Victoria Mort Arkansas
 Miranda Mounts Arkansas
 Brittany Robison Arkansas
 Jessica Robison Arkansas
 Sandra Smith Arkansas
 Jessica Waddle Arkansas
 Lindsey Wells Arkansas
 Katie M. Colton Auburn
 Amber K. Harrison Auburn
 Jenee Loree Auburn
 Holly M. Ragsdale Auburn
 Aurora Salter Auburn
 Anna K. Thompson Auburn
 Kyndall L. White Auburn
 Stephanie Brombacher Florida
 Corrie Brooks Florida
 Kelsey Bruder Florida
 Megan Bush Florida
 Tiffany DeFelice Florida
 Francesca Enea Florida
 Shaunice Harris Florida
 Lauren Heil Florida
 Michelle Moultrie Florida
 Jennie Auger Georgia
 Alisa Goler Georgia
 Brittney Hubbard Georgia
 Sarah McCloud Georgia
 Katie Murphy Georgia
 Lacey Pierce Georgia
 Kristyn Sandberg Georgia
 Taylor Schlopy Georgia
 Laura Trout Georgia
 Jessica Adkins Kentucky
 Macy Allen Kentucky
 Meagan Aull Kentucky
 Chanda Bell Kentucky
 Samantha DeMartine Kentucky
 Ashleigh Gustafson Kentucky
 Molly Johnson Kentucky
 Destinee Mordecai Kentucky
 Rachel Riley Kentucky
 Annie Rowlands Kentucky
 Erika Silence Kentucky
 Natalie Smith Kentucky
 Megan Yocke Kentucky
 Jennifer Young Kentucky
 Ashley Applegate LSU
 Katie Guillory LSU
 Courtney Hollier LSU
 Brittany Mack LSU
 Jessica Mouse LSU

Heidi Pizer LSU
 Juliana Santos LSU
 Tiffany Shaw LSU
 Kirsten Shortridge LSU
 Cody Trahan LSU
 Kelly Chandler Ole Miss
 Corrine Doornberg Ole Miss
 Courtnie Ghinaudo Ole Miss
 Amanda Hutcheson Ole Miss
 Alyssa McGovern Ole Miss
 Becky Nye Ole Miss
 Lindsey Perry Ole Miss
 Jessica Bailey Miss. State
 Alexandria Bainbridge Miss. State
 Chelsea Bramlett Miss. State
 Misty Flesher Miss. State
 Alyson Heon Miss. State
 Courtney Nesbit Miss. State
 Ka'ilihiwa Smith Miss. State
 Jessie Spain Miss. State
 Elizabeth Woolven Miss. State
 Sam Arbaugh S. Carolina
 Audrey Broyles S. Carolina
 Ashley Chastain S. Carolina
 Evan Childs S. Carolina
 P.J. Fulmer S. Carolina
 Lauren Lackey S. Carolina
 Laura Mendes S. Carolina
 Adele Voigt S. Carolina
 Lindsay Walker S. Carolina
 Kaitlin Westfall S. Carolina
 Kierstyn White S. Carolina
 Ashley Andrews Tennessee
 Holly Baker Tennessee
 Kelly Grieve Tennessee
 Kat Hosfield Tennessee
 Tiffany Huff Tennessee
 Nicole Kajitani Tennessee
 Jessica Spigner Tennessee

2011

Jackelleyn Branham Alabama
 Kayla Braud Alabama
 Courtney Conley Alabama
 Wykeima Davis Alabama
 Kendall Dawson Alabama
 Kelsi Dunne Alabama
 Jennifer Fenton Alabama
 Olivia Gibson Alabama
 Whitney Larsen Alabama
 Amanda Locke Alabama
 Jazlyn Lunceford Alabama
 Cassandra Reilly-Boccia Alabama
 Courtney Breault Arkansas
 Stephanie Brewer Arkansas
 Amanda Caldwell Arkansas
 Becca Carden Arkansas
 Morgan Clark Arkansas
 Kim Jones Arkansas
 Linnea Ketcher Arkansas
 Layne McGuirt Arkansas
 Hope McLemore Arkansas
 Tori Mort Arkansas
 Jessica Robison Arkansas
 Lindsey Wells Arkansas
 Katie Colton Auburn
 Elizabeth Eisterhold Auburn



HONORS

ALABAMA • ARKANSAS • AUBURN • FLORIDA • GEORGIA • KENTUCKY • LSU • OLE MISS

ACADEMIC HONOR ROLL

Amber Harrison Auburn
 Elaine Loree Auburn
 Holly Ragsdale Auburn
 Baylee Stephens Auburn
 Liana Wuchte Auburn
 Stephanie Brombacher Florida
 Kelsey Bruder Florida
 Megan Bush Florida
 Tiffany DeFelice Florida
 Lauren Heil Florida
 Samantha Holle Florida
 Kelsey Horton Florida
 Michelle Moultrie Florida
 Aja Paculba Florida
 Brittany Schutte Florida
 Jennifer Auger Georgia
 Alisa Goler Georgia
 Brittany Hubbard Georgia
 Sarah McCloud Georgia
 Ashley Pauly Georgia
 Kellie Rietkovich Georgia
 Kristyn Sandberg Georgia
 Taylor Schlopy Georgia
 Laura Trout Georgia
 Macy Allen Kentucky
 Meagan Aull Kentucky
 Brittany Cervantes Kentucky
 Samantha DeMartine Kentucky
 Kara Dill Kentucky
 Ashleigh Gustafson Kentucky
 Alice O'Brien Kentucky
 Rachel Riley Kentucky
 Annie Rowlands Kentucky
 Erika Silence Kentucky
 Megan Yocke Kentucky
 Ashley Applegate LSU
 Allison Falcon LSU
 Rachele Fico LSU
 Ashleigh Kuhn LSU
 Brittany Mack LSU
 Jessica Mouse LSU
 Heidi Pizer LSU
 Tiffany Shaw LSU
 Cassie Trosclair LSU
 Anissa Young LSU
 Brittany Broome Ole Miss
 Laina Collier Ole Miss
 Carrine Doornberg Ole Miss
 Amanda Hutcheson Ole Miss
 Kelly Nolan Ole Miss
 Cali Overbeck Ole Miss
 Lindsey Perry Ole Miss
 Aleandria Bainbridge Miss. State
 Stephanie Becker Miss. State
 Jessica Cooley Miss. State
 Lindsey Dunlap Miss. State
 Shelby Fisher Miss. State
 Misty Flesher Miss. State
 Courtney Nesbit Miss. State
 Erin Nesbit Miss. State
 Christina Rovtar Miss. State
 Kylie Vry Miss. State
 Samantha Arbaugh S. Carolina
 Audrey Broyles S. Carolina
 Carolyn Bryan S. Carolina
 Ashley Chastain S. Carolina
 Evan Childs S. Carolina

Patricia Fulmer S. Carolina
 Kaela Jackson S. Carolina
 Lauren Lackey S. Carolina
 Hannah Milks S. Carolina
 Kaitlin Westfall S. Carolina
 Kierstyn White S. Carolina
 Ashley Andrews Tennessee
 Holly Baker Tennessee
 Melissa Brown Tennessee
 Shelby Burchell Tennessee
 Raven Chavanne Tennessee
 Katherine Dotson Tennessee
 Morgan Fowler Tennessee
 Lauren Gibson Tennessee
 Kelly Grieve Tennessee
 Whitney Hammond Tennessee
 Cathleen Hosfield Tennessee
 Chandra Mogan Tennessee
 Jessica Spigner Tennessee

2012

Jackelley Branham Alabama
 Kayla Braud Alabama
 Courtney Conley Alabama
 Keima Davis Alabama
 Kendall Dawson Alabama
 Jennifer Fenton Alabama
 Kaila Hunt Alabama
 Ryan Iamurri Alabama
 Amanda Locke Alabama
 Jazlyn Lunceford Alabama
 Jordan Patterson Alabama
 Cassie Reilly-Boccia Alabama
 Lauren Sewell Alabama
 Jackie Traina Alabama
 Jayme Gee Arkansas
 Amanda Geile Arkansas
 Linnea Ketcher Arkansas
 Hope McLemore Arkansas
 Victoria Mort Arkansas
 Jennifer Rambo Arkansas
 Jessica Robison Arkansas
 Amanda Summerford Arkansas
 Elizabeth Eistherhold Auburn
 Amber Harrison Auburn
 Jenee Loree Auburn
 Hilary Mavromat Auburn
 Maris Medina Auburn
 Morgan Murphy Auburn
 Caitlin Schultze Auburn
 Baylee Stephens Auburn
 Liana Wuchte Auburn
 Cheyenne Coyle Florida
 Kasey Fagan Florida
 Ensley Gammel Florida
 Samantha Holle Florida
 Kelsey Horton Florida
 Chelsea Howell Florida
 Michelle Moultrie Florida
 Brittany Schutte Florida
 Macie Couey Georgia
 Brittany Hubbard Georgia
 Tiesha Reed Georgia
 Kristyn Sandberg Georgia
 Macy Allen Kentucky
 Chanda Bell Kentucky
 Ginny Carroll Kentucky

Brittany Cervantes Kentucky
 Lauren Cumbess Kentucky
 Kara Dill Kentucky
 Emily Gaines Kentucky
 Ashleigh Gustafson Kentucky
 Emily Jolly Kentucky
 Aubrey Lamar Kentucky
 Alice O'Brien Kentucky
 Rachel Riley Kentucky
 Erika Silence Kentucky
 Krystal Smith Kentucky
 Ellen Weaver Kentucky
 Ashley Applegate LSU
 Jacee Blades LSU
 Alexandra Boulet LSU
 Allison Falcon LSU
 Katie Guillory LSU
 Simone Heyward LSU
 Brittany Mack LSU
 Heidi Pizer LSU
 Juliana Santos LSU
 Cassie Trosclair LSU
 Brittany Broome Ole Miss
 Kelly Chandler Ole Miss
 Laina Collier Ole Miss
 Corrine Doornberg Ole Miss
 Amanda Hutcheson Ole Miss
 Londen Ladner Ole Miss
 Kelly Nolan Ole Miss
 Cali Overbeck Ole Miss
 Stephanie Becker Mississippi State
 Jessica Cooley Mississippi State
 Shelby Fisher Mississippi State
 Brittany Gates Mississippi State
 Samantha Lenahan Mississippi State
 Erin Nesbit Mississippi State
 Jessica Offutt Mississippi State
 Christine Rovtar Mississippi State
 Heidi Shape Mississippi State
 Ka'ilihiwa Smith Mississippi State
 Kylie Vry Mississippi State
 Rachael Zdeb Mississippi State
 Sam Arbaugh South Carolina
 Molly Brossart South Carolina
 Audrey Broyles South Carolina
 Evan Childs South Carolina
 Kelley Dillon South Carolina
 Samie Garcia South Carolina
 Dana Hathorn South Carolina
 Chelsea Hawkins South Carolina
 Kaela Jackson South Carolina
 Lauren Lackey South Carolina
 Hannah Milks South Carolina
 Kylie Morin South Carolina
 Julie Sarratt South Carolina
 Kaitlin Westfall South Carolina
 Kierstyn White South Carolina
 Ashley Andrews Tennessee
 Holly Baker Tennessee
 Melissa Brown Tennessee
 Shelby Burchell Tennessee
 Raven Chavanne Tennessee
 Katherine Dotson Tennessee
 Morgan Fowler Tennessee
 Lauren Gibson Tennessee
 Whitney Hammond Tennessee
 Catherine Hosfield Tennessee

Tory Lewis Tennessee
 Ellen Renfroe Tennessee
 Ivy Renfroe Tennessee
 Madison Shipman Tennessee

2013

Kallie Case Alabama
 Andrea Hawkins Alabama
 Leona Lafaele Alabama
 Haylie McCleney Alabama
 Stephanie Canfield Arkansas
 Lauren Montgomery Arkansas
 Danielle Riddle Arkansas
 Kelly Young Arkansas
 Kirsti Merritt Florida
 Aubree Munro Florida
 Taylor Schwarz Florida
 Cari Broderick Florida
 Bryanna Blanco Georgia
 Geri Ann Glasco Georgia
 Samantha LaZear Georgia
 Katie Sowers Georgia
 Katie Henderson Kentucky
 Kelsey Nunley Kentucky
 Darrington Richardson Kentucky
 Nikki Sagermann Kentucky
 Sylvester Samuel Kentucky
 Ansley Smith Kentucky
 Maisie Steed Kentucky
 Christian Stokes Kentucky
 Alayna Falcon LSU
 Alyssa Invergo Ole Miss
 Natalie Martinez Ole Miss
 Madi Osias Ole Miss
 Bri Payne Ole Miss
 Loryn Nichols Miss State
 Jacey Punches Miss State
 Kayla Winkfield Miss State
 Emily Crane Missouri
 Ansley Ard S. Carolina
 Brooke Barnhill S. Carolina
 Katie Marks S. Carolina
 Ashlyn Masters S. Carolina
 Kelly Plescow S. Carolina
 Jennifer Burroughs Tennessee
 Erin Gabriel Tennessee
 Rainey Gaffin Tennessee
 Anna Renfroe Tennessee

2014

Chaunsey Bell Alabama
 Andrea Hawkins Alabama
 Leslie Jury Alabama
 Molly Fitchner Alabama
 Danae Hays Alabama
 Kalia Hunt Alabama
 Ryan Iamurri Alabama
 Leona Lafaele Alabama
 Haylie McCleney Alabama
 Jordan Patterson Alabama
 Danielle Richard Alabama
 Jaclyn Spencer Alabama
 Jaclyn Traina Alabama
 Kelsey Berlin Arkansas
 Sierra Bronkey Arkansas
 Stephanie Canfield Arkansas
 Janie Claire Clark Arkansas



ACADEMIC HONOR ROLL

Kasey Fagan	Arkansas	Lauren Lindsey	Ole Miss
Jayne Gee	Arkansas	Natalie Nimmo	Ole Miss
Amanda Giele	Arkansas	Madi Osias	Ole Miss
Ashley Martindale	Arkansas	Bri Payne	Ole Miss
Clarisa Navarro	Arkansas	Julia Echols	Mississippi State
Megan Pearson	Arkansas	Logan Foulks	Mississippi State
Jennifer Rambo	Arkansas	Erika Gaul	Mississippi State
Devon Wallace	Arkansas	Sam Lenahan	Mississippi State
Kelly Young	Arkansas	Loryn Nichols	Mississippi State
Kelsey Bogaards	Auburn	Jessica Offutt	Mississippi State
Emily Carosone	Auburn	Alison Owen	Mississippi State
Morgan Estell	Auburn	Ashley Phillips	Mississippi State
Anna Gibbs	Auburn	Jacey Punches	Mississippi State
Tiffany Howard	Auburn	Heidi Shape	Mississippi State
Caitlin Jordan	Auburn	Shana Sherrod	Mississippi State
McKenzie Kilpatrick	Auburn	Kayla Winkfield	Mississippi State
Maris Medina	Auburn	Rachael Zdeb	Mississippi State
Jordan Rocker	Auburn	Alyssa Cousins	Missouri
Bailey Castro	Florida	Emily Crace	Missouri
Jessica Damico	Florida	Alora Marble	Missouri
Briana Little	Florida	Carlie Rose	Missouri
Kathlyn Medina	Florida	Ashtin Stephens	Missouri
Kirsti Merritt	Florida	Mackenzie Sykes	Missouri
Aubree Munro	Florida	Ansley Ard	South Carolina
Hannah Rogers	Florida	Brooke Barnhill	South Carolina
Taylor Schwarz	Florida	Jordan Bizzell	South Carolina
Stephanie Tofft	Florida	Dana Hathorn	South Carolina
Katie Browne	Georgia	Chelsea Hawkins	South Carolina
Geri Ann Glasco	Georgia	Ashlyn Masters	South Carolina
Niaja Griffin	Georgia	Lauren Masters	South Carolina
Adele Harrison	Georgia	Julie Sarratt	South Carolina
Samantha LaZear	Georgia	Kristen Struett	South Carolina
Kaylee Puailoa	Georgia	Codee Yeske	South Carolina
Tiesha Reed	Georgia	Jennifer Burroughs	Tennessee
Katie Sowers	Georgia	Erin Gabriel	Tennessee
Anna Swafford	Georgia	Rainey Gaffin	Tennessee
Kaylee Williams	Georgia	Anna Renfroe	Tennessee
Ginny Carroll	Kentucky	Ellen Renfroe	Tennessee
Lauren Cumbess	Kentucky	Madison Shipman	Tennessee
Sarah Frazer	Kentucky	Cheyenne Tarango	Tennessee
Emily Gaines	Kentucky	Haley Tobler	Tennessee
Kara Howard	Kentucky	Emily Albus	Texas A&M
Griffin Joiner	Kentucky	Brittany Clopton	Texas A&M
Emily Jolly	Kentucky	Kristen Davenport	Texas A&M
Kelsey Nunley	Kentucky	Allison Garrett	Texas A&M
Darington Richardson	Kentucky	Cali Lanphear	Texas A&M
Nikki Sagermann	Kentucky	Sara Mireles	Texas A&M
Sylver Samuel	Kentucky	Nicole Morgan	Texas A&M
Ansley Smith	Kentucky	Kaydee Rayburn	Texas A&M
Krystal Smith	Kentucky	Jenna Stark	Texas A&M
Maisie Steed	Kentucky	Cassie Tysarczyk	Texas A&M
Christian Stokes	Kentucky		
A.J. Andrews	LSU		
Jacee Blades	LSU		
Alex Boulet	LSU		
Ashley Czechner	LSU		
Alayna Falcon	LSU		
Allison Falcon	LSU		
Simone Heyward	LSU		
Kellsie Kloss	LSU		
Dylan Supak	LSU		
Allison Brown	Ole Miss		
RT Cantillo	Ole Miss		
Shelby Jo Fenter	Ole Miss		
Carly Hummel	Ole Miss		
Alyssa Invergo	Ole Miss		
Londen Ladner	Ole Miss		





HONORS

ALABAMA • ARKANSAS • AUBURN • FLORIDA • GEORGIA • KENTUCKY • LSU • OLE MISS

COMMUNITY SERVICE TEAMS

1999

Keri McCallumMississippi State

2000

Allison WillrathOle Miss

2001

Anna Joyce LottMississippi State

2002

Phyllis ManleyOle Miss

2003

Kim FreelandAuburn
Jennifer BrownFlorida

2005

Jennifer WrightAlabama
Mindy O'MalleyArkansas
Anne NortonAuburn
Katie LewisGeorgia
Jessica NanceKentucky
Kristen HobbsLSU
Meghan CoinettSouth Carolina
Brittany BesshoTennessee

2006

Jordan PraytorAlabama
Blaire PerryArkansas
Jorja BellAuburn
Lauren RoussellFlorida
Ashley GodfreyGeorgia
Ashley FerticKentucky
Kristen HobbsLSU
Stacy McCommonOle Miss
Melanie HenkesSouth Carolina
Sarah VaughnTennessee

2007

Brittany RogersAlabama
Whitney CloerArkansas
Jorja BellAuburn
Mary RatliffFlorida
Kellie MiddletonGeorgia
Ashley FerticKentucky
Kristen HobbsLSU
Lauren RoweOle Miss
Hayle GuessMississippi State
Katie PouliotSouth Carolina
Megan RhodesTennessee

2008

Jordan PraytorAlabama
Dayna HuckabeeArkansas
Jorja BellAuburn
Mary RatliffFlorida
Melissa WoodGeorgia
Ashley DimkichKentucky
Shannon SteinLSU
Courtne GhinaudoOle Miss
Hayle GuessMississippi State
Ashton PayneSouth Carolina
Lillian HammondTennessee

2009

Catherine DozierAlabama
Whitney CloerArkansas
Anna ThompsonAuburn
Francesca EneaFlorida
Sarah McCloudGeorgia
Samantha DeMartineKentucky
Ashley ApplegateLSU
Courtne GhinaudoOle Miss
Sammie Jo BaileyMississippi State
Lindsay WalkerSouth Carolina
Erinn WebbTennessee

2010

Catherine DozerAlabama
Amanda CaldwellArkansas
Morgan MurphyAuburn
Francesca EneaFlorida
Jennie AugerGeorgia
Natalie SmithKentucky
Ashley ApplegateLSU
Courtne GhinaudoOle Miss
Jessie BaileyMississippi State
Kaitlin WestfallSouth Carolina
Tiffany HuffTennessee

2011

Courtney ConleyAlabama
Amanda CaldwellArkansas
Morgan MurphyAuburn
Megan BushFlorida
Alisa GolerGeorgia
Meagan AullKentucky
Ashley ApplegateLSU
Amanda HutchesonOle Miss
Courtney NesbitMississippi State
Sam ArbaughSouth Carolina
Ivy RenfroeTennessee

2012

Cassie Reilly-BocciaAlabama
Tori MortArkansas
Morgan MurphyAuburn
Kelsey HortonFlorida
Kristyn SandbergGeorgia
Ashleigh GustafsonKentucky
Brittany MackLSU
Amanda HutchesonOle Miss
Misty FlesherMississippi State
Hannah MilksSouth Carolina
Melissa BrownTennessee

2013

Ryan IamurriAlabama
Hope McLemoreArkansas
Baylee StephensAuburn
Kelsey HortonFlorida
Maya BranchGeorgia
Kara DillKentucky
Allison FalconLSU
Brittany BroomeOle Miss
Jessica CooleyMississippi State
Chelsea ThomasMissouri
Julie SarrattSouth Carolina
Melissa BrownTennessee
Allison GarrettTexas A&M

2014

Jadyn SpencerAlabama
Megan PearsonArkansas
Hilary MavromatAuburn
Stephanie TofftFlorida
Niaja GriffinGeorgia
Ginny CarrollKentucky
Simone HeywardLSU
Natalie NimmoOle Miss
Jessica OffuttMississippi State
Mackenzie SykesMissouri
Chelsea HawkinsSouth Carolina
Melissa DavinTennessee
Allison GarrettTexas A&M

2015 COMPOSITE SCHEDULE (continued from inside front cover)

Missouri vs. Maryland.....	9 a.m. CT
Frost Classic (Chattanooga, Tenn.)	
Kentucky vs. Belmont.....	1:30 p.m. ET
LSU Classic (Baton Rouge, La.)	
Stephen F. Austin at LSU.....	11:30 a.m. CT
FIU Invitational (Miami, Fla.)	
Ole Miss vs. Michigan State.....	11:30 a.m. CT
Carolina Classic (Columbia, S.C.)	
South Alabama at South Carolina.....	12:30 p.m. ET
Tennessee State at South Carolina.....	3 p.m. ET
Tennessee Classic (Knoxville, Tenn.)	
TBA at Tennessee.....	11 a.m./1:30 p.m. ET
Texas A&M Invitational (College Station, Texas)	
UTSA at Texas A&M.....	12:15 p.m. CT

3 (Tuesday)	
Northwestern State at LSU (Baton Rouge, La.).....	6 p.m. CT
Memphis at Ole Miss (Oxford, Miss.).....	6 p.m. CT
Charlotte at South Carolina (Columbia, S.C.).....	6 p.m. ET
Tennessee at Virginia Tech (Blacksburg, Va.).....	4 p.m. ET

4 (Wednesday)	
Florida at Long Beach State (Long Beach, Calif.).....	5 p.m. ET
Wright State at Georgia (2) (Athens, Ga.).....	4 p.m. ET
Kennesaw State at Mississippi State (Starkville, Miss.).....	3 p.m. CT

5 (Thursday)	
Judi Garman Classic (Fullerton, Calif.)	
Auburn vs. Long Beach State.....	3 p.m. CT
Auburn vs. Pacific.....	5:30 p.m. CT
Florida vs. Michigan.....	4:30 p.m. ET
Florida vs. San Jose State.....	7 p.m. ET
Liberty at South Carolina (Columbia, S.C.).....	6 p.m. ET
Tennessee Invitational (Knoxville, Tenn.)	
Indiana State at Tennessee.....	5 p.m. ET

6 (Friday)	
Ole Miss at Alabama* (Tuscaloosa, Ala.).....	6:30 p.m. CT
Arkansas at LSU* (Baton Rouge, La.).....	6 p.m. CT
Judi Garman Classic (Fullerton, Calif.)	
Auburn vs. Arizona.....	7:30 p.m. CT
Auburn at Cal State Fullerton.....	10 p.m. CT
Florida vs. Arizona.....	1 p.m. ET
Florida vs. Oregon.....	6 p.m. ET
Georgia at Mississippi State* (Starkville, Miss.).....	6:30 p.m. ET
Kentucky at Texas A&M* (College Station, Texas).....	6:30 p.m. ET
Tennessee Invitational (Knoxville, Tenn.)	
North Dakota State at Tennessee.....	4:30 p.m. ET

7 (Saturday)	
Ole Miss at Alabama* (Tuscaloosa, Ala.).....	2 p.m. CT
Arkansas at LSU* (Baton Rouge, La.).....	4 p.m. CT
Judi Garman Classic (Fullerton, Calif.)	
Auburn vs. Arizona State.....	10 p.m. CT
Florida vs. Fresno State.....	3 p.m. ET
Georgia at Mississippi State* (Starkville, Miss.).....	2 p.m. ET
Kentucky at Texas A&M* (College Station, Texas).....	3 p.m. ET
Missouri at South Carolina* (Columbia, S.C.).....	12 p.m. ET
Tennessee Invitational (Knoxville, Tenn.)	
Northern Iowa at Tennessee.....	11:30 a.m. ET
BYU at Tennessee.....	2 p.m. ET

8 (Sunday)	
Ole Miss at Alabama* (Tuscaloosa, Ala.).....	1:30 p.m. CT
Arkansas at LSU* (Baton Rouge, La.).....	2:30 p.m. CT
Georgia at Mississippi State* (Starkville, Miss.).....	2 p.m. ET
Kentucky at Texas A&M* (College Station, Texas).....	12 p.m. CT
Missouri at South Carolina* (Columbia, S.C.).....	6 p.m. ET
Tennessee Invitational (Knoxville, Tenn.)	
Purdue at Tennessee.....	12:30 p.m. ET

9 (Monday)	
Missouri at South Carolina* (Columbia, S.C.).....	7 p.m. ET

10 (Tuesday)	
UAB at Alabama (Tuscaloosa, Ala.).....	6 p.m. CT
Tulsa at Arkansas (Fayetteville, Ala.).....	5 p.m. CT
Arkansas-Pine Bluff at Ole Miss (2) (Oxford, Miss.).....	4 p.m. CT
Mississippi State at Lipscomb (Nashville, Tenn.).....	3 p.m. CT
Illinois State at Tennessee (Knoxville, Tenn.).....	6 p.m. ET

11 (Wednesday)	
Auburn at Troy (Troy, Ala.).....	6 p.m. CT
Eastern Kentucky at Kentucky (Lexington, Ky.).....	5 p.m. ET
Mississippi State at Samford (Birmingham, Ala.).....	6 p.m. CT
Southeast Missouri at Missouri (2) (Columbia, Mo.).....	4 p.m. CT
Western Kentucky at South Carolina (Columbia, S.C.).....	6 p.m. ET
Sam Houston State at Texas A&M (College Station, Texas).....	6:30 p.m. CT

12 (Thursday)	
Arkansas at Missouri State (Springfield, Mo.).....	5 p.m. CT

13 (Friday)	
Alabama at Georgia* (Athens, Ga.).....	6 p.m. ET
LSU at Florida* (Gainesville, Fla.).....	6 p.m. ET
Texas A&M at Mississippi State* (Starkville, Miss.).....	5:30 p.m. CT
NC State Hyatt Place Invitational (Raleigh, N.C.)	
Missouri vs. Fordham.....	10:15 a.m. CT
Missouri vs. Lipscomb.....	12:30 p.m. CT
Tennessee at South Carolina* (Columbia, S.C.).....	6 p.m. ET

14 (Saturday)	
Alabama at Georgia* (Athens, Ga.).....	2:30 p.m. ET
Texas at Arkansas (Fayetteville, Ala.).....	1 p.m. CT
Auburn at Ole Miss* (Oxford, Miss.).....	6 p.m. CT
LSU at Florida* (Gainesville, Fla.).....	1 p.m. ET
Ohio at Kentucky (Lexington, Ky.).....	1 p.m. ET
Texas A&M at Mississippi State* (Starkville, Miss.).....	1 p.m. CT

NC State Hyatt Place Invitational (Raleigh, N.C.)	
Missouri vs. Birmingham.....	12:30 p.m. CT
Missouri at North Carolina State.....	5 p.m. CT
Tennessee at South Carolina* (Columbia, S.C.).....	2 p.m. ET

15 (Sunday)	
Alabama at Georgia (Athens, Ga.).....	2 p.m. ET
Texas at Arkansas (Fayetteville, Ala.).....	6:30 p.m. CT
Auburn at Ole Miss* (Oxford, Miss.).....	4:30 p.m. CT
LSU at Florida* (Gainesville, Fla.).....	12 p.m. ET
Ohio at Kentucky (Lexington, Ky.).....	1 p.m. ET
Texas A&M at Mississippi State* (Starkville, Miss.).....	1 p.m. CT
NC State Hyatt Place Invitational (Raleigh, N.C.)	
Missouri vs. Longwood.....	8:30 a.m. CT
Tennessee at South Carolina* (Columbia, S.C.).....	1 p.m. ET

16 (Monday)	
Texas at Arkansas (Fayetteville, Ala.).....	8 p.m. CT
Auburn at Ole Miss* (Oxford, Miss.).....	6 p.m. CT

17 (Tuesday)	
Nicholls at LSU (Baton Rouge, La.).....	6 p.m. CT
Mississippi State at Southeastern Louisiana (Hammond, La.).....	5:30 p.m. CT
Western Kentucky at Tennessee (Knoxville, Tenn.).....	6 p.m. ET

18 (Wednesday)	
Georgia State at Alabama (Tuscaloosa, Ala.).....	6 p.m. CT
Georgia at Georgia Tech (Atlanta, Ga.).....	6 p.m. ET
Indiana at Kentucky (Lexington, Ky.).....	7 p.m. ET
Missouri at Missouri State (Springfield, Mo.).....	5 p.m. CT
South Carolina at Wintthrop (Rock Hill, S.C.).....	6 p.m. ET
Texas A&M at Sam Houston State (Huntsville, Texas).....	6:30 p.m. CT

20 (Friday)	
Arkansas at Georgia* (Athens, Ga.).....	6 p.m. ET
Kentucky at Auburn* (Auburn, Ala.).....	7 p.m. CT
Oklahoma at LSU (Baton Rouge, La.).....	6 p.m. CT
Mississippi State at Ole Miss* (Oxford, Miss.).....	6 p.m. CT
Missouri at Tennessee* (Knoxville, Tenn.).....	6:30 p.m. ET
South Carolina at Texas A&M* (College Station, Texas).....	6:30 p.m. CT

21 (Saturday)	
Florida at Alabama* (Tuscaloosa, Ala.).....	1 p.m. CT
Arkansas at Georgia* (Athens, Ga.).....	2 p.m. ET
Kentucky at Auburn* (Auburn, Ala.).....	6 p.m. CT
Oklahoma at LSU (Baton Rouge, La.).....	6 p.m. CT
Mississippi State at Ole Miss* (Oxford, Miss.).....	12 p.m. CT
Missouri at Tennessee* (Knoxville, Tenn.).....	8:30 p.m. ET
South Carolina at Texas A&M* (College Station, Texas).....	5:30 p.m. CT

22 (Sunday)	
Florida at Alabama* (Tuscaloosa, Ala.).....	4:30 p.m. CT
Arkansas at Georgia* (Athens, Ga.).....	3 p.m. ET
Kentucky at Auburn* (Auburn, Ala.).....	12 p.m. CT
Mississippi State at Ole Miss* (Oxford, Miss.).....	4 p.m. CT
Missouri at Tennessee* (Knoxville, Tenn.).....	1:30 p.m. ET
South Carolina at Texas A&M* (College Station, Texas).....	12 p.m. CT

23 (Monday)	
Florida at Alabama* (Tuscaloosa, Ala.).....	6 p.m. CT

24 (Tuesday)	
Arkansas at Jacksonville State (Jacksonville, Ala.).....	4 p.m. CT
South Alabama at LSU (Baton Rouge, La.).....	6 p.m. CT
Tennessee at ETSU (Johnson City, Tenn.).....	6 p.m. ET

25 (Wednesday)	
Georgia Tech at Alabama (Tuscaloosa, Ala.).....	2 p.m. CT
Auburn at Florida State (2) (Tallahassee, Fla.).....	4 p.m. CT
Georgia Southern at Georgia (Athens, Ga.).....	6 p.m. ET
Mississippi Valley State at Ole Miss (Oxford, Miss.).....	6 p.m. CT
Mississippi State at Southern Miss (2) (Hattiesburg, Miss.).....	4 p.m. CT
Missouri vs. Illinois (2) (St. Louis, Mo.).....	3 p.m. CT
Furman at South Carolina (Columbia, S.C.).....	6 p.m. ET

26 (Thursday)	
North Florida at South Carolina (Columbia, S.C.) [2].....	5 p.m. ET

27 (Friday)	
Texas A&M at Alabama* (Tuscaloosa, Ala.).....	6:30 p.m. CT
Ole Miss at Arkansas* (Fayetteville, Ala.).....	6 p.m. CT
Auburn at Missouri* (Columbia, Mo.).....	6:30 p.m. CT
Florida at Mississippi State* (Starkville, Miss.).....	5:30 p.m. CT
LSU at Kentucky* (Lexington, Ky.).....	6 p.m. ET

28 (Saturday)	
Texas A&M at Alabama* (Tuscaloosa, Ala.).....	2 p.m. CT
Ole Miss at Arkansas* (Fayetteville, Ala.).....	1 p.m. CT
Auburn at Missouri* (Columbia, Mo.).....	7 p.m. CT
Florida at Mississippi State* (Starkville, Miss.).....	1 p.m. CT
Georgia at Tennessee* (Knoxville, Tenn.).....	3 p.m. ET
LSU at Kentucky* (Lexington, Ky.).....	12 p.m. ET

29 (Sunday)	
Texas A&M at Alabama* (Tuscaloosa, Ala.).....	1:30 p.m. CT
Ole Miss at Arkansas* (Fayetteville, Ala.).....	1 p.m. CT
Auburn at Missouri* (Columbia, Mo.).....	12 p.m. CT
Florida at Mississippi State* (Starkville, Miss.).....	11 a.m. CT
Georgia at Tennessee* (Knoxville, Tenn.).....	7 p.m. ET
LSU at Kentucky* (Lexington, Ky.).....	1 p.m. ET

30 (Monday)	
Georgia at Tennessee* (Knoxville, Tenn.).....	7 p.m. ET

31 (Tuesday)	
Mississippi Valley State at Alabama (Tuscaloosa, Ala.).....	6 p.m. CT
Arkansas at Tulsa (Tulsa, Okla.).....	5 p.m. CT
UL-Monroe at LSU (Baton Rouge, La.).....	6 p.m. CT
Tennessee-Marlin at Ole Miss (Oxford, Miss.).....	5 p.m. CT
South Carolina at UNC Wilmington (Wilmington, N.C.).....	3 p.m. ET

APRIL

1 (Wednesday)	
Southern Miss at Alabama (Tuscaloosa, Ala.).....	6 p.m. CT
UNF at Florida (Gainesville, Fla.).....	6 p.m. ET
North Carolina at Georgia (Athens, Ga.).....	7 p.m. ET
Kentucky at Louisville (Louisville, Ky.).....	6 p.m. ET
St. Louis at Missouri (Columbia, Mo.).....	4 p.m. CT
College of Charleston at South Carolina (Columbia, S.C.).....	6 p.m. ET
Appalachian State at Tennessee (Knoxville, Tenn.).....	7 p.m. ET
Stephen F. Austin at Texas A&M (College Station, Texas) [2].....	4 p.m. CT

2 (Thursday)	
Tennessee at Auburn* (Auburn, Ala.).....	6 p.m. CT

3 (Friday)	
Alabama at Kentucky* (Lexington, Ky.).....	5 p.m. ET
Tennessee at Auburn* (Auburn, Ala.).....	6 p.m. CT
South Carolina at Florida* (Gainesville, Fla.).....	6 p.m. ET
Missouri at Georgia* (Athens, Ga.).....	6 p.m. ET
Ole Miss at LSU* (Baton Rouge, La.).....	6 p.m. CT
Georgia Tech at Texas A&M (College Station, Texas).....	6:30 p.m. CT

4 (Saturday)	
Alabama at Kentucky* (Lexington, Ky.).....	12 p.m. ET
Mississippi State at Arkansas* (Fayetteville, Ark.).....	1 p.m. CT
Tennessee at Auburn* (Auburn, Ala.).....	3:30 p.m. CT
South Carolina at Florida* (2) (Gainesville, Fla.).....	12 p.m. ET
Missouri at Georgia* (Athens, Ga.).....	2 p.m. ET
Ole Miss at LSU* (2) (Baton Rouge, La.).....	2 p.m. CT
Georgia Tech at Texas A&M (College Station, Texas) [2].....	2 p.m. CT

5 (Sunday)	
Alabama at Kentucky* (Lexington, Ky.).....	3:30 p.m. ET
Mississippi State at Arkansas* (Fayetteville, Ala.).....	5 p.m. CT
Missouri at Georgia* (Athens, Ga.).....	2 p.m. ET

6 (Monday)	
Mississippi State at Arkansas* (Fayetteville, Ala.).....	6 p.m. CT
Florida Atlantic at Kentucky (2) (Lexington, Ky.).....	3 p.m. ET

7 (Tuesday)	
USC Upstate at South Carolina (Columbia, S.C.).....	7 p.m. ET
Eastern Kentucky at Tennessee (Knoxville, Tenn.).....	6 p.m. ET

8 (Wednesday)	
Alabama vs. Middle Tennessee State (Decatur, Ala.).....	6:30 p.m. CT
Arkansas at Oklahoma (Norman, Okla.).....	5 p.m. CT
UAB at Auburn (Auburn, Ala.).....	5:30 p.m. CT
Florida at Florida State (Tallahassee, Fla.).....	6 p.m. ET
Georgia Tech at Georgia (Athens, Ga.).....	7 p.m. ET
Marshall at Kentucky (Lexington, Ky.).....	6 p.m. ET
LSU at Mississippi State.....	6 p.m. CT
Ole Miss at Samford (Birmingham, Ala.).....	6 p.m. CT
Northern Iowa at Missouri (2) (Columbia, Mo.).....	4 p.m. CT
North Texas at Texas A&M (College Station, Texas).....	6:30 p.m. CT

10 (Friday)	
Arkansas at South Carolina* (Columbia, S.C.).....	6 p.m. ET
Auburn at Texas A&M* (College Station, Texas).....	6:30 p.m. CT
Georgia at Ole Miss* (Oxford, Miss.).....	6 p.m. CT
LSU at Tennessee* (Knoxville, Tenn.).....	6:30 p.m. ET
Mississippi State at Missouri* (Columbia, Mo.).....	6:30 p.m. CT

11 (Saturday)	
Arkansas at South Carolina* (Columbia, S.C.).....	1 p.m. ET
Auburn at Texas A&M* (College Station, Texas).....	1 p.m. CT
Kentucky at Florida* (Gainesville, Fla.).....	4 p.m. ET
Georgia at Ole Miss* (Oxford, Miss.).....	3 p.m. CT
LSU at Tennessee* (Knoxville, Tenn.).....	5 p.m. ET
Mississippi State at Missouri* (Columbia, Mo.).....	1 p.m. CT

12 (Sunday)	
Arkansas at South Carolina* (Columbia, S.C.).....	1 p.m. ET
Auburn at Texas A&M* (College Station, Texas).....	3 p.m. CT
Kentucky at Florida* (Gainesville, Fla.).....	3 p.m. ET
Georgia at Ole Miss* (Oxford, Miss.).....	1 p.m. CT
LSU at Tennessee* (Knoxville, Tenn.).....	1:30 p.m. ET
Mississippi State at Missouri* (Columbia, Mo.).....	2:30 p.m. CT

13 (Monday)	
Kentucky at Florida* (Gainesville, Fla.).....	7 p.m. ET

14 (Tuesday)	
South Carolina at Coastal Carolina (Conway, S.C.).....	5 p.m. ET
ETSU at Tennessee (Knoxville, Tenn.).....	6 p.m. ET

15 (Wednesday)	
NC State at Alabama (Tuscaloosa, Ala.).....	6 p.m. CT
Mississippi Valley State vs. Arkansas (2) (Sherwood, Ala.).....	3 p.m. CT
Auburn at Samford (Birmingham, Ala.).....	6 p.m. CT
USF at Florida (Gainesville, Fla.).....	6 p.m. ET
USC-Upstate at Georgia (Athens, Ga.).....	6 p.m. ET
Kentucky at Eastern Kentucky (Richmond, Ky.).....	7 p.m. ET
LSU at McNeese State (2) (Lake Charles, La.).....	4 p.m. CT
South Alabama at Mississippi State (Starkville, Miss.).....	8 p.m. CT
Missouri at Western Illinois (2) (Macomb, Ill.).....	4 p.m. CT

Lamar at Texas A&M (College Station, Texas).....	6:30 p.m. CT
--	--------------

17 (Friday)	
Alabama at Auburn* (Auburn, Ala.).....	7:30 p.m. CT
Missouri at Arkansas* (Fayetteville, Ala.).....	6 p.m. CT
Florida at Georgia* (Athens, Ga.).....	6 p.m. ET
South Carolina at Kentucky* (Lexington, Ky.).....	6 p.m. ET
Louisville at Ole Miss (Oxford, Miss.).....	6 p.m. CT
Tennessee at Mississippi State* (Starkville, Miss.).....	5:30 p.m. CT

18 (Saturday)	
Alabama at Auburn* (Auburn, Ala.).....	5 p.m. CT
Missouri at Arkansas* (Fayetteville, Ala.).....	1 p.m. CT
Florida at Georgia* (Athens, Ga.).....	4 p.m. ET
South Carolina at Kentucky* (Lexington, Ky.).....	3 p.m. ET
Texas A&M at LSU* (Baton Rouge, La.).....	6 p.m. CT
Louisville at Ole Miss (Oxford, Miss.).....	6 p.m. CT
Tennessee at Mississippi State* (Starkville, Miss.).....	6 p.m. CT

19 (Sunday)	
Alabama at Auburn* (Auburn, Ala.).....	1 p.m. CT
Missouri at Arkansas* (Fayetteville, Ala.).....	1 p.m. CT
Florida at Georgia* (Athens, Ga.).....	1 p.m. ET
South Carolina at Kentucky* (Lexington, Ky.).....	1 p.m. ET
Texas A&M at LSU* (Baton Rouge, La.).....	6 p.m. CT
Louisville at Ole Miss (Oxford, Miss.).....	1 p.m. CT
Tennessee at Mississippi State* (Starkville, Miss.).....	1 p.m. CT

20 (Monday)	
Texas A&M at LSU* (Baton Rouge, La.).....	6 p.m. CT

21 (Tuesday)	
Troy at Alabama (Tuscaloosa, Ala.).....	6 p.m. CT
Louisville at Kentucky (Lexington, Ky.).....	6 p.m. ET
Georgia Southern at South Carolina (Columbia, S.C.).....	6 p.m. ET
Kennesaw State at Tennessee (Knoxville, Tenn.).....	6 p.m. ET

22 (Wednesday)	
Florida State at Florida (Gainesville, Fla.).....	7 p.m. ET
Georgia State at Georgia (Athens, Ga.).....	6 p.m. ET
Western Kentucky at Kentucky* (Lexington, Ky.).....	6 p.m. ET
Memphis at Mississippi State (Starkville, Miss.).....	6 p.m. CT
Iowa at Missouri (2) (Columbia, Mo.).....	4 p.m. CT

23 (Thursday)	
Tennessee at Alabama* (Tuscaloosa, Ala.).....	7 p.m. CT

24 (Friday)	
Tennessee at Alabama* (Tuscaloosa, Ala.).....	6:30 p.m. CT
Arkansas at Auburn* (Auburn, Ala.).....	6 p.m. CT
Texas A&M at Florida* (Gainesville, Fla.).....	6 p.m. ET
Georgia at Kentucky* (Lexington, Ky.).....	6 p.m. ET
South Carolina at Ole Miss* (Oxford, Miss.).....	6 p.m. CT

25 (Saturday)	
Tennessee at Alabama* (Tuscaloosa, Ala.).....	2 p.m. CT
Arkansas at Auburn* (Auburn, Ala.).....	6 p.m. CT
Texas A&M at Florida* (Gainesville, Fla.).....	1 p.m. ET
Georgia at Kentucky* (Lexington, Ky.).....	3 p.m. ET
LSU at Missouri* (Columbia, Mo.).....	2 p.m. CT
South Carolina at Ole Miss* (Oxford, Miss.).....	3 p.m. CT
Mississippi State at Georgia Southern (2) (Stateboro, Ga.).....	10 a.m. CT

26 (Sunday)	
Arkansas at Auburn* (Auburn, Ala.).....	1 p.m. CT
Texas A&M at Florida* (Gainesville, Fla.).....	1 p.m. ET
Georgia at Kentucky* (Lexington, Ky.).....	1 p.m. ET
LSU at Missouri* (Columbia, Mo.).....	3 p.m. CT
South Carolina at Ole Miss* (Oxford, Miss.).....	3:30 p.m. CT

27 (Monday)	
LSU at Missouri* (Columbia, Mo.).....	6 p.m. CT

28 (Tuesday)	
Southeastern Louisiana at LSU (Baton Rouge, La.).....	6 p.m. CT

29 (Wednesday)	
Southeast Missouri at Arkansas (2) (Fayetteville, Ala.).....	3 p.m. CT
Ole Miss at Mississippi Valley State (Itta Bena, Miss.).....	6 p.m. CT
Texas State at Texas A&M (College Station, Texas).....	6:30 p.m. CT

MAY

1 (Friday)	
Alabama at Arkansas* (Fayetteville, Ark.).....	6 p.m. CT
Auburn at LSU* (Baton Rouge, La.).....	6 p.m. CT
Florida at Missouri* (Columbia, Mo.).....	6:30 p.m. CT
Kentucky at Tennessee* (Knoxville, Tenn.).....	6:30 p.m. ET
Ole Miss at Texas A&M* (College Station, Texas).....	6:30 p.m. CT
Mississippi State at South Carolina* (Columbia, S.C.).....	7 p.m. ET

2 (Saturday)	




**IT'S MORE THAN
A STADIUM.**



IT'S A STAGE.



A front-row seat to the most storied conference in all of college athletics – with over 400 live baseball games across SEC Network and SEC Network + along with 24/7 coverage of all SEC sports.



TAKE IT ALL IN



SECNETWORK.COM